



# 2011 World Youths

# Youth of the World

## Country breakdown



This is the English version of the results of the *2011 World Youths Survey*, which were published by the French think tank *Fondation pour l'Innovation politique*. Our publications are available in French and English at [www.fondapol.org](http://www.fondapol.org).



# 2011 World Youths

Q0. How satisfied or discontent are you with the following aspects of your life?

Your life as a whole

[ONE ANSWER ONLY]

	TOTAL																											
	16-29	30-50	16-29	30-50	16-29	30-50	16-29	30-50	16-29	30-50	16-29	30-50	16-29	30-50	16-29	30-50	16-29	30-50	16-29	30-50	16-29	30-50	16-29	30-50	16-29	30-50	16-29	30-50
Total	25103	7611	1001	302	1002	310	1001	301	1004	306	1001	303	1004	301	1014	301	1005	305	1005	306	1008	301	1000	303	1005	300	1015	304
Totally satisfied	5026 20%	1244 16%	135 13%	41 14%	109 11%	24 8%	137 14%	20 7%	144 14%	33 11%	161 16%	30 10%	159 16%	42 14%	194 19%	47 16%	123 12%	27 9%	212 21%	34 11%	218 22%	48 16%	257 26%	62 20%	142 14%	25 8%	194 19%	64 21%
Fairly satisfied	14207 57%	4411 58%	591 59%	157 52%	643 64%	171 55%	569 57%	177 59%	636 63%	206 67%	654 65%	211 70%	676 67%	188 62%	525 52%	149 50%	650 65%	196 64%	646 64%	212 69%	607 60%	172 57%	556 56%	189 62%	610 61%	189 63%	611 60%	179 59%
Not very satisfied	4527 18%	1507 20%	220 22%	77 25%	212 21%	96 31%	249 25%	89 30%	186 19%	60 20%	136 14%	40 13%	125 12%	53 18%	209 21%	70 23%	195 19%	73 24%	117 12%	49 16%	141 14%	60 20%	120 12%	34 11%	189 19%	59 20%	162 16%	52 17%
Not at all satisfied	999 4%	388 5%	37 4%	25 8%	35 3%	14 5%	31 3%	15 5%	29 3%	7 2%	27 3%	20 7%	30 3%	16 5%	55 5%	30 10%	32 3%	7 2%	22 2%	7 2%	22 2%	16 5%	40 4%	16 5%	60 6%	26 9%	40 4%	9 3%
Do not know	344 1%	61 1%	18 2%	2 1%	3 *	5 2%	15 1%	- -	9 1%	- -	23 2%	2 1%	14 1%	2 1%	31 3%	5 2%	5 *	2 1%	8 1%	4 1%	20 2%	5 2%	27 3%	2 1%	4 *	1 *	8 1%	- -
Total 'Satisfied'	19233 77%	5655 74%	726 73%	198 66%	752 75%	195 63%	706 71%	197 65%	780 78%	239 78%	815 81%	241 80%	835 83%	230 76%	719 71%	196 65%	773 77%	223 73%	858 85%	246 80%	825 82%	220 73%	813 81%	251 83%	752 75%	214 71%	805 79%	243 80%
Total 'Not satisfied'	5526 22%	1895 25%	257 26%	102 34%	247 25%	110 35%	280 28%	104 35%	215 21%	67 22%	163 16%	60 20%	155 15%	69 23%	264 26%	100 33%	227 23%	80 26%	139 14%	56 18%	163 16%	76 25%	160 16%	50 17%	249 25%	85 28%	202 20%	61 20%

This is the English version of the results of the *2011 World Youths Survey*, which were published by the French think tank *Fondation pour l'Innovation politique*. Our publications are available in French and English at [www.fondapol.org](http://www.fondapol.org).

Fieldwork dates: June-July 2010





# 2011 World Youths

Q0. How satisfied or discontent are you with the following aspects of your life?

Your life as a whole

[ONE ANSWER ONLY]

	TOTAL		US		MX		BR		AU		JP		CN		IN		RU		TR		IL		MA		ZA	
	16-29	30-50	16-29	30-50	16-29	30-50	16-29	30-50	16-29	30-50	16-29	30-50	16-29	30-50	16-29	30-50	16-29	30-50	16-29	30-50	16-29	30-50	16-29	30-50	16-29	30-50
Total	25103	7611	1001	324	1000	313	1008	316	1002	300	1000	304	1001	300	1015	302	1003	305	999	302	1000	300	1003	302	1006	300
Totally satisfied	5026 20%	1244 16%	212 21%	50 15%	305 31%	72 23%	277 27%	72 23%	139 14%	52 17%	63 6%	20 7%	116 12%	33 11%	284 28%	85 28%	148 15%	23 8%	177 18%	65 22%	435 44%	129 43%	445 44%	73 24%	240 24%	73 24%
Fairly satisfied	14207 57%	4411 58%	600 60%	213 66%	501 50%	179 57%	522 52%	175 55%	657 66%	195 65%	389 39%	126 41%	593 59%	180 60%	514 51%	162 54%	601 60%	171 56%	506 51%	142 47%	394 39%	126 42%	375 37%	161 53%	581 58%	185 62%
Not very satisfied	4527 18%	1507 20%	147 15%	47 15%	186 19%	58 19%	179 18%	61 19%	148 15%	37 12%	338 34%	95 31%	225 22%	70 23%	176 17%	49 16%	225 22%	94 31%	255 26%	73 24%	103 10%	35 12%	137 14%	45 15%	147 15%	31 10%
Not at all satisfied	999 4%	388 5%	32 3%	14 4%	4 *	4 1%	29 3%	7 2%	45 4%	15 5%	173 17%	58 19%	61 6%	17 6%	28 3%	6 2%	24 2%	15 5%	48 5%	17 6%	40 4%	5 2%	32 3%	14 5%	23 2%	8 3%
Do not know	344 1%	61 1%	10 1%	- -	4 *	- -	1 *	1 *	13 1%	1 *	37 4%	5 2%	6 1%	- -	13 1%	- -	5 *	2 1%	13 1%	5 2%	28 3%	5 2%	14 1%	9 3%	15 1%	3 1%
Total 'Satisfied'	19233 77%	5655 74%	812 81%	263 81%	806 81%	251 80%	799 79%	247 78%	796 79%	247 82%	452 45%	146 48%	709 71%	213 71%	798 79%	247 82%	749 75%	194 64%	683 68%	207 69%	829 83%	255 85%	820 82%	234 77%	821 82%	258 86%
Total 'Not satisfied'	5526 22%	1895 25%	179 18%	61 19%	190 19%	62 20%	208 21%	68 22%	193 19%	52 17%	511 51%	153 50%	286 29%	87 29%	204 20%	55 18%	249 25%	109 36%	303 30%	90 30%	143 14%	40 13%	169 17%	59 20%	170 17%	39 13%

This is the English version of the results of the *2011 World Youths Survey*, which were published by the French think tank *Fondation pour l'Innovation politique*. Our publications are available in French and English at [www.fondapol.org](http://www.fondapol.org).

Fieldwork dates: June-July 2010





# 2011 World Youths

Q0. How satisfied or discontent are you with the following aspects of your life?

Your finances

[ONE ANSWER ONLY]

	TOTAL																											
	16-29	30-50	16-29	30-50	16-29	30-50	16-29	30-50	16-29	30-50	16-29	30-50	16-29	30-50	16-29	30-50	16-29	30-50	16-29	30-50	16-29	30-50	16-29	30-50	16-29	30-50	16-29	30-50
Total	25103	7611	1001	302	1002	310	1001	301	1004	306	1001	303	1004	301	1014	301	1005	305	1005	306	1008	301	1000	303	1005	300	1015	304
Totally satisfied	1902 8%	418 5%	58 6%	15 5%	31 3%	2 1%	52 5%	4 1%	44 4%	17 6%	93 9%	8 3%	50 5%	8 3%	70 7%	24 8%	43 4%	6 2%	37 4%	12 4%	104 10%	18 6%	99 10%	18 6%	52 5%	8 3%	65 6%	6 2%
Fairly satisfied	8070 32%	2563 34%	345 34%	101 33%	229 23%	58 19%	248 25%	82 27%	331 33%	113 37%	401 40%	128 42%	405 40%	103 34%	265 26%	81 27%	373 37%	126 41%	327 33%	77 25%	282 28%	104 35%	411 41%	156 51%	313 31%	89 30%	341 34%	140 46%
Not very satisfied	9769 39%	3006 39%	375 37%	109 36%	446 45%	134 43%	427 43%	121 40%	418 42%	134 44%	304 30%	92 30%	341 34%	107 36%	390 38%	105 35%	405 40%	122 40%	456 45%	150 49%	388 38%	122 41%	283 28%	85 28%	374 37%	120 40%	404 40%	108 36%
Not at all satisfied	4967 20%	1590 21%	205 20%	76 25%	292 29%	116 37%	263 26%	94 31%	207 21%	42 14%	179 18%	74 24%	191 19%	83 28%	253 25%	87 29%	178 18%	50 16%	168 17%	66 22%	178 18%	51 17%	185 19%	43 14%	253 25%	83 28%	196 19%	50 16%
Do not know	395 2%	34 *	18 2%	1 *	4 *	-	11 1%	-	4 *	-	24 2%	1 *	17 2%	-	36 4%	4 1%	6 1%	1 *	17 2%	1 *	56 6%	6 2%	22 2%	1 *	13 1%	-	9 1%	-
Total 'Satisfied'	9972 40%	2981 39%	403 40%	116 38%	260 26%	60 19%	300 30%	86 29%	375 37%	130 42%	494 49%	136 45%	455 45%	111 37%	335 33%	105 35%	416 41%	132 43%	364 36%	89 29%	386 38%	122 41%	510 51%	174 57%	365 36%	97 32%	406 40%	146 48%
Total 'Not satisfied'	14736 59%	4596 60%	580 58%	185 61%	738 74%	250 81%	690 69%	215 71%	625 62%	176 58%	483 48%	166 55%	532 53%	190 63%	643 63%	192 64%	583 58%	172 56%	624 62%	216 71%	566 56%	173 57%	468 47%	128 42%	627 62%	203 68%	600 59%	158 52%

This is the English version of the results of the *2011 World Youths Survey*, which were published by the French think tank *Fondation pour l'Innovation politique*. Our publications are available in French and English at [www.fondapol.org](http://www.fondapol.org).

Fieldwork dates: June-July 2010





# 2011 World Youths

Q0. How satisfied or discontent are you with the following aspects of your life?

Your finances

[ONE ANSWER ONLY]

	TOTAL		US		MX		BR		AU		JP		CN		IN		RU		TR		IL		MA		ZA	
	16-29	30-50	16-29	30-50	16-29	30-50	16-29	30-50	16-29	30-50	16-29	30-50	16-29	30-50	16-29	30-50	16-29	30-50	16-29	30-50	16-29	30-50	16-29	30-50	16-29	30-50
Total	25103	7611	1001	324	1000	313	1008	316	1002	300	1000	304	1001	300	1015	302	1003	305	999	302	1000	300	1003	302	1006	300
Totally satisfied	1902 8%	418 5%	90 9%	16 5%	48 5%	10 3%	93 9%	23 7%	50 5%	24 8%	23 2%	7 2%	51 5%	12 4%	116 11%	35 12%	24 2%	5 2%	79 8%	29 10%	251 25%	70 23%	205 20%	25 8%	74 7%	16 5%
Fairly satisfied	8070 32%	2563 34%	314 31%	102 31%	259 26%	79 25%	297 29%	108 34%	333 33%	116 39%	210 21%	82 27%	322 32%	120 40%	442 44%	124 41%	255 25%	55 18%	298 30%	87 29%	356 36%	105 35%	410 41%	116 38%	303 30%	111 37%
Not very satisfied	9769 39%	3006 39%	355 35%	122 38%	571 57%	180 58%	421 42%	120 38%	414 41%	108 36%	425 43%	108 36%	417 42%	122 41%	310 31%	114 38%	523 52%	173 57%	453 45%	137 45%	247 25%	84 28%	233 23%	108 36%	389 39%	121 40%
Not at all satisfied	4967 20%	1590 21%	224 22%	84 26%	121 12%	44 14%	190 19%	64 20%	193 19%	52 17%	315 32%	106 35%	202 20%	46 15%	128 13%	28 9%	199 20%	70 23%	160 16%	45 15%	114 11%	37 12%	145 14%	48 16%	228 23%	51 17%
Do not know	395 2%	34 *	18 2%	- -	1 *	- -	7 1%	1 *	12 1%	- -	27 3%	1 *	9 1%	- -	19 2%	1 *	2 *	2 1%	9 1%	4 1%	32 3%	4 1%	10 1%	5 2%	12 1%	1 *
Total 'Satisfied'	9972 40%	2981 39%	404 40%	118 36%	307 31%	89 28%	390 39%	131 41%	383 38%	140 47%	233 23%	89 29%	373 37%	132 44%	558 55%	159 53%	279 28%	60 20%	377 38%	116 38%	607 61%	175 58%	615 61%	141 47%	377 37%	127 42%
Total 'Not satisfied'	14736 59%	4596 60%	579 58%	206 64%	692 69%	224 72%	611 61%	184 58%	607 61%	160 53%	740 74%	214 70%	619 62%	168 56%	438 43%	142 47%	722 72%	243 80%	613 61%	182 60%	361 36%	121 40%	378 38%	156 52%	617 61%	172 57%

This is the English version of the results of the *2011 World Youths Survey*, which were published by the French think tank *Fondation pour l'Innovation politique*. Our publications are available in French and English at [www.fondapol.org](http://www.fondapol.org).

Fieldwork dates: June-July 2010







# 2011 World Youths

Q0. How satisfied or discontent are you with the following aspects of your life?

Your health

[ONE ANSWER ONLY]

	TOTAL																											
	16-29	30-50	16-29	30-50	16-29	30-50	16-29	30-50	16-29	30-50	16-29	30-50	16-29	30-50	16-29	30-50	16-29	30-50	16-29	30-50	16-29	30-50	16-29	30-50	16-29	30-50	16-29	30-50
Total	25103	7611	1001	302	1002	310	1001	301	1004	306	1001	303	1004	301	1014	301	1005	305	1005	306	1008	301	1000	303	1005	300	1015	304
Totally satisfied	6432 26%	1412 19%	183 18%	37 12%	202 20%	26 8%	378 38%	75 25%	202 20%	38 12%	208 21%	32 11%	246 25%	56 19%	297 29%	61 20%	206 20%	48 16%	213 21%	45 15%	310 31%	54 18%	215 22%	46 15%	156 16%	29 10%	233 23%	46 15%
Fairly satisfied	12935 52%	4188 55%	582 58%	168 56%	576 57%	181 58%	477 48%	177 59%	630 63%	199 65%	556 56%	186 61%	583 58%	189 63%	465 46%	152 50%	621 62%	199 65%	565 56%	522 52%	519 51%	167 55%	517 52%	178 59%	572 57%	178 59%	542 53%	183 60%
Not very satisfied	4515 18%	1589 21%	186 19%	74 25%	181 18%	85 27%	103 10%	39 13%	140 14%	58 19%	169 17%	59 19%	127 13%	39 13%	191 19%	54 18%	149 15%	44 14%	188 19%	86 28%	135 13%	64 21%	196 20%	59 19%	218 22%	65 22%	189 19%	60 20%
Not at all satisfied	977 4%	387 5%	35 3%	22 7%	42 4%	18 6%	30 3%	10 3%	27 3%	11 4%	48 5%	25 8%	37 4%	17 6%	42 4%	25 8%	22 2%	13 4%	34 3%	15 5%	27 3%	11 4%	51 5%	19 6%	55 5%	27 9%	44 4%	15 5%
Do not know	244 1%	35 *	15 1%	1 *	1 *	- -	13 1%	- -	5 *	- -	20 2%	1 *	11 1%	- -	19 2%	9 3%	7 1%	1 *	5 *	1 *	17 2%	5 2%	21 2%	1 *	4 *	1 *	7 1%	- -
Total 'Satisfied'	19367 77%	5600 74%	765 76%	205 68%	778 78%	207 67%	855 85%	252 84%	832 83%	237 77%	764 76%	218 72%	829 83%	245 81%	762 75%	213 71%	827 82%	247 81%	778 77%	204 67%	829 82%	221 73%	732 73%	224 74%	728 72%	207 69%	775 76%	229 75%
Total 'Not satisfied'	5492 22%	1976 26%	221 22%	96 32%	223 22%	103 33%	133 13%	49 16%	167 17%	69 23%	217 22%	84 28%	164 16%	56 19%	233 23%	79 26%	171 17%	57 19%	222 22%	101 33%	162 16%	75 25%	247 25%	78 26%	273 27%	92 31%	233 23%	75 25%

This is the English version of the results of the *2011 World Youths Survey*, which were published by the French think tank *Fondation pour l'Innovation politique*. Our publications are available in French and English at [www.fondapol.org](http://www.fondapol.org).

Fieldwork dates: June-July 2010





# 2011 World Youths

Q0. How satisfied or discontent are you with the following aspects of your life?

Your health

[ONE ANSWER ONLY]

	TOTAL		US		MX		BR		AU		JP		CN		IN		RU		TR		IL		MA		ZA	
	16-29	30-50	16-29	30-50	16-29	30-50	16-29	30-50	16-29	30-50	16-29	30-50	16-29	30-50	16-29	30-50	16-29	30-50	16-29	30-50	16-29	30-50	16-29	30-50	16-29	30-50
Total	25103	7611	1001	324	1000	313	1008	316	1002	300	1000	304	1001	300	1015	302	1003	305	999	302	1000	300	1003	302	1006	300
Totally satisfied	6432 26%	1412 19%	258 26%	48 15%	339 34%	64 20%	416 41%	107 34%	147 15%	41 14%	83 8%	29 10%	126 13%	25 8%	282 28%	85 28%	78 8%	16 5%	309 31%	75 25%	491 49%	118 39%	517 52%	138 46%	337 33%	73 24%
Fairly satisfied	12935 52%	4188 55%	551 55%	200 62%	505 51%	184 59%	451 45%	145 46%	574 57%	171 57%	432 43%	133 44%	526 53%	154 51%	520 51%	159 53%	528 53%	142 47%	486 49%	162 54%	330 33%	120 40%	341 34%	125 41%	486 48%	177 59%
Not very satisfied	4515 18%	1589 21%	162 16%	62 19%	142 14%	59 19%	109 11%	56 18%	220 22%	73 24%	338 34%	103 34%	287 29%	102 34%	176 17%	48 16%	336 33%	128 42%	175 18%	56 19%	134 13%	45 15%	115 11%	26 9%	149 15%	45 15%
Not at all satisfied	977 4%	387 5%	24 2%	14 4%	12 1%	6 2%	28 3%	8 3%	50 5%	15 5%	123 12%	38 13%	55 5%	19 6%	33 3%	9 3%	59 6%	18 6%	26 3%	5 2%	21 2%	14 5%	24 2%	9 3%	28 3%	4 1%
Do not know	244 1%	35 *	6 1%	- -	2 *	- -	4 *	- -	11 1%	- -	24 2%	1 *	7 1%	- -	4 *	1 *	2 *	1 *	3 *	4 1%	24 2%	3 1%	6 1%	4 1%	6 1%	1 *
Total 'Satisfied'	19367 77%	5600 74%	809 81%	248 77%	844 84%	248 79%	867 86%	252 80%	721 72%	212 71%	515 52%	162 53%	652 65%	179 60%	802 79%	244 81%	606 60%	158 52%	795 80%	237 78%	821 82%	238 79%	858 86%	263 87%	823 82%	250 83%
Total 'Not satisfied'	5492 22%	1976 26%	186 19%	76 23%	154 15%	65 21%	137 14%	64 20%	270 27%	88 29%	461 46%	141 46%	342 34%	121 40%	209 21%	57 19%	395 39%	146 48%	201 20%	61 20%	155 16%	59 20%	139 14%	35 12%	177 18%	49 16%

This is the English version of the results of the *2011 World Youths Survey*, which were published by the French think tank *Fondation pour l'Innovation politique*. Our publications are available in French and English at [www.fondapol.org](http://www.fondapol.org).

Fieldwork dates: June-July 2010





Q0. How satisfied or discontent are you with the following aspects of your life?

Your work

[ONE ANSWER ONLY]

	TOTAL																											
	16-29	30-50	16-29	30-50	16-29	30-50	16-29	30-50	16-29	30-50	16-29	30-50	16-29	30-50	16-29	30-50	16-29	30-50	16-29	30-50	16-29	30-50	16-29	30-50	16-29	30-50	16-29	30-50
Total	25103	7611	1001	302	1002	310	1001	301	1004	306	1001	303	1004	301	1014	301	1005	305	1005	306	1008	301	1000	303	1005	300	1015	304
Totally satisfied	3140 13%	948 12%	125 12%	37 12%	100 10%	39 13%	82 8%	29 10%	70 7%	19 6%	144 14%	36 12%	126 13%	29 10%	152 15%	48 16%	62 6%	20 7%	88 9%	32 10%	141 14%	39 13%	165 17%	47 16%	87 9%	23 8%	127 13%	34 11%
Fairly satisfied	9211 37%	3236 43%	429 43%	129 43%	349 35%	123 40%	339 34%	117 39%	354 35%	136 44%	386 39%	131 43%	482 48%	138 46%	325 32%	128 43%	386 38%	135 44%	374 37%	137 45%	310 31%	132 44%	363 36%	140 46%	399 40%	128 43%	370 36%	135 44%
Not very satisfied	6784 27%	1985 26%	280 28%	81 27%	215 21%	75 24%	319 32%	94 31%	297 30%	88 29%	210 21%	62 20%	217 22%	55 18%	254 25%	65 22%	300 30%	99 32%	286 28%	87 28%	226 22%	80 27%	196 20%	44 15%	288 29%	79 26%	272 27%	77 25%
Not at all satisfied	3965 16%	1141 15%	135 13%	45 15%	179 18%	53 17%	196 20%	60 20%	242 24%	57 19%	140 14%	51 17%	137 14%	57 19%	167 16%	53 18%	213 21%	47 15%	143 14%	36 12%	123 12%	30 10%	135 14%	45 15%	182 18%	50 17%	179 18%	42 14%
Do not know	2003 8%	301 4%	32 3%	10 3%	159 16%	20 6%	65 6%	1 *	41 4%	6 2%	121 12%	23 8%	42 4%	22 7%	116 11%	7 2%	44 4%	4 1%	114 11%	14 5%	208 21%	20 7%	141 14%	27 9%	49 5%	20 7%	67 7%	16 5%
Total 'Satisfied'	12351 49%	4184 55%	554 55%	166 55%	449 45%	162 52%	421 42%	146 49%	424 42%	155 51%	530 53%	167 55%	608 61%	167 55%	477 47%	176 58%	448 45%	155 51%	462 46%	169 55%	451 45%	171 57%	528 53%	187 62%	486 48%	151 50%	497 49%	169 56%
Total 'Not satisfied'	10749 43%	3126 41%	415 41%	126 42%	394 39%	128 41%	515 51%	154 51%	539 54%	145 47%	350 35%	113 37%	354 35%	112 37%	421 42%	118 39%	513 51%	146 48%	429 43%	123 40%	349 35%	110 37%	331 33%	89 29%	470 47%	129 43%	451 44%	119 39%

This is the English version of the results of the *2011 World Youths Survey*, which were published by the French think tank *Fondation pour l'Innovation politique*. Our publications are available in French and English at [www.fondapol.org](http://www.fondapol.org).

Fieldwork dates: June-July 2010





# 2011 World Youths

Q0. How satisfied or discontent are you with the following aspects of your life?

Your work

[ONE ANSWER ONLY]

	TOTAL		US		MX		BR		AU		JP		CN		IN		RU		TR		IL		MA		ZA	
	16-29	30-50	16-29	30-50	16-29	30-50	16-29	30-50	16-29	30-50	16-29	30-50	16-29	30-50	16-29	30-50	16-29	30-50	16-29	30-50	16-29	30-50	16-29	30-50	16-29	30-50
Total	25103	7611	1001	324	1000	313	1008	316	1002	300	1000	304	1001	300	1015	302	1003	305	999	302	1000	300	1003	302	1006	300
Totally satisfied	3140 13%	948 12%	134 13%	40 12%	106 11%	34 11%	173 17%	52 16%	86 9%	28 9%	28 3%	8 3%	67 7%	19 6%	193 19%	60 20%	68 7%	21 7%	151 15%	49 16%	256 26%	94 31%	230 23%	47 16%	179 18%	64 21%
Fairly satisfied	9211 37%	3236 43%	364 36%	149 46%	326 33%	141 45%	348 35%	123 39%	437 44%	145 48%	274 27%	98 32%	388 39%	131 44%	458 45%	140 46%	400 40%	136 45%	306 31%	114 38%	296 30%	97 32%	342 34%	113 37%	406 40%	140 47%
Not very satisfied	6784 27%	1985 26%	231 23%	76 23%	397 40%	110 35%	270 27%	84 27%	289 29%	64 21%	350 35%	102 34%	393 39%	112 37%	246 24%	80 26%	320 32%	99 32%	280 28%	88 29%	227 23%	54 18%	188 19%	76 25%	233 23%	54 18%
Not at all satisfied	3965 16%	1141 15%	166 17%	48 15%	123 12%	28 9%	159 16%	49 16%	139 14%	50 17%	245 25%	80 26%	108 11%	37 12%	98 10%	18 6%	155 15%	40 13%	186 19%	37 12%	120 12%	42 14%	156 16%	49 16%	139 14%	37 12%
Do not know	2003 8%	301 4%	106 11%	11 3%	48 5%	-	58 6%	8 3%	51 5%	13 4%	103 10%	16 5%	45 4%	1 *	20 2%	4 1%	60 6%	9 3%	76 8%	14 5%	101 10%	13 4%	87 9%	17 6%	49 5%	5 2%
Total 'Satisfied'	12351 49%	4184 55%	498 50%	189 58%	432 43%	175 56%	521 52%	175 55%	523 52%	173 58%	302 30%	106 35%	455 45%	150 50%	651 64%	200 66%	468 47%	157 51%	457 46%	163 54%	552 55%	191 64%	572 57%	160 53%	585 58%	204 68%
Total 'Not satisfied'	10749 43%	3126 41%	397 40%	124 38%	520 52%	138 44%	429 43%	133 42%	428 43%	114 38%	595 60%	182 60%	501 50%	149 50%	344 34%	98 32%	475 47%	139 46%	466 47%	125 41%	347 35%	96 32%	344 34%	125 41%	372 37%	91 30%

This is the English version of the results of the *2011 World Youths Survey*, which were published by the French think tank *Fondation pour l'Innovation politique*. Our publications are available in French and English at [www.fondapol.org](http://www.fondapol.org).

Fieldwork dates: June-July 2010





Q0. How satisfied or discontent are you with the following aspects of your life?

Your leisure time

[ONE ANSWER ONLY]

	TOTAL																											
	16-29	30-50	16-29	30-50	16-29	30-50	16-29	30-50	16-29	30-50	16-29	30-50	16-29	30-50	16-29	30-50	16-29	30-50	16-29	30-50	16-29	30-50	16-29	30-50	16-29	30-50	16-29	30-50
Total	25103	7611	1001	302	1002	310	1001	301	1004	306	1001	303	1004	301	1014	301	1005	305	1005	306	1008	301	1000	303	1005	300	1015	304
Totally satisfied	4920 20%	1168 15%	197 20%	50 17%	196 20%	43 14%	169 17%	25 8%	131 13%	29 9%	207 21%	44 15%	170 17%	41 14%	260 26%	75 25%	116 12%	41 13%	217 22%	46 15%	285 28%	63 21%	219 22%	54 18%	145 14%	30 10%	201 20%	42 14%
Fairly satisfied	11751 47%	3614 47%	521 52%	176 58%	500 50%	132 43%	402 40%	99 33%	564 56%	181 59%	505 50%	181 60%	559 56%	165 55%	403 40%	117 39%	536 53%	141 46%	489 49%	147 48%	409 41%	124 41%	517 52%	190 63%	563 56%	167 56%	530 52%	170 56%
Not very satisfied	6071 24%	2121 28%	213 21%	62 21%	237 24%	114 37%	280 28%	126 42%	254 25%	78 25%	215 21%	62 20%	224 22%	84 28%	231 23%	72 24%	260 26%	101 33%	229 23%	89 29%	212 21%	88 29%	186 19%	45 15%	223 22%	89 30%	212 21%	78 26%
Not at all satisfied	1908 8%	626 8%	54 5%	12 4%	62 6%	19 6%	130 13%	51 17%	46 5%	18 6%	42 4%	14 5%	37 4%	10 3%	89 9%	29 10%	81 8%	21 7%	58 6%	16 5%	80 8%	20 7%	51 5%	11 4%	61 6%	13 4%	65 6%	13 4%
Do not know	453 2%	82 1%	16 2%	2 1%	7 1%	2 1%	20 2%	- -	9 1%	- -	32 3%	2 1%	14 1%	1 *	31 3%	8 3%	12 1%	1 *	12 1%	8 3%	22 2%	6 2%	27 3%	3 1%	13 1%	1 *	7 1%	1 *
Total 'Satisfied'	16671 66%	4782 63%	718 72%	226 75%	696 69%	175 56%	571 57%	124 41%	695 69%	210 69%	712 71%	225 74%	729 73%	206 68%	663 65%	192 64%	652 65%	182 60%	706 70%	193 63%	694 69%	187 62%	736 74%	244 81%	708 70%	197 66%	731 72%	212 70%
Total 'Not satisfied'	7979 32%	2747 36%	267 27%	74 25%	299 30%	133 43%	410 41%	177 59%	300 30%	96 31%	257 26%	76 25%	261 26%	94 31%	320 32%	101 34%	341 34%	122 40%	287 29%	105 34%	292 29%	108 36%	237 24%	56 18%	284 28%	102 34%	277 27%	91 30%

This is the English version of the results of the *2011 World Youths Survey*, which were published by the French think tank *Fondation pour l'Innovation politique*. Our publications are available in French and English at [www.fondapol.org](http://www.fondapol.org).

Fieldwork dates: June-July 2010



# 2011 World Youths

Q0. How satisfied or discontent are you with the following aspects of your life?

Your leisure time

[ONE ANSWER ONLY]

	TOTAL		US		MX		BR		AU		JP		CN		IN		RU		TR		IL		MA		ZA	
	16-29	30-50	16-29	30-50	16-29	30-50	16-29	30-50	16-29	30-50	16-29	30-50	16-29	30-50	16-29	30-50	16-29	30-50	16-29	30-50	16-29	30-50	16-29	30-50	16-29	30-50
Total	25103	7611	1001	324	1000	313	1008	316	1002	300	1000	304	1001	300	1015	302	1003	305	999	302	1000	300	1003	302	1006	300
Totally satisfied	4920 20%	1168 15%	251 25%	47 15%	222 22%	31 10%	294 29%	68 22%	135 13%	38 13%	78 8%	22 7%	87 9%	13 4%	233 23%	64 21%	137 14%	28 9%	200 20%	60 20%	352 35%	97 32%	201 20%	44 15%	217 22%	73 24%
Fairly satisfied	11751 47%	3614 47%	518 52%	195 60%	457 46%	142 45%	398 39%	130 41%	541 54%	161 54%	464 46%	127 42%	511 51%	159 53%	452 45%	141 47%	444 44%	147 48%	342 34%	102 34%	319 32%	99 33%	366 36%	96 32%	441 44%	125 42%
Not very satisfied	6071 24%	2121 28%	178 18%	65 20%	255 26%	115 37%	213 21%	80 25%	242 24%	74 25%	295 30%	104 34%	310 31%	103 34%	246 24%	70 23%	320 32%	94 31%	317 32%	102 34%	222 22%	68 23%	265 26%	85 28%	232 23%	73 24%
Not at all satisfied	1908 8%	626 8%	43 4%	17 5%	57 6%	24 8%	91 9%	34 11%	69 7%	27 9%	121 12%	50 16%	83 8%	24 8%	62 6%	24 8%	99 10%	32 10%	128 13%	35 12%	67 7%	25 8%	138 14%	63 21%	94 9%	24 8%
Do not know	453 2%	82 1%	11 1%	- -	9 1%	1 *	12 1%	4 1%	15 1%	- -	42 4%	1 *	10 1%	1 *	22 2%	3 1%	3 *	4 1%	12 1%	3 1%	40 4%	11 4%	33 3%	14 5%	22 2%	5 2%
Total 'Satisfied'	16671 66%	4782 63%	769 77%	242 75%	679 68%	173 55%	692 69%	198 63%	676 67%	199 66%	542 54%	149 49%	598 60%	172 57%	685 67%	205 68%	581 58%	175 57%	542 54%	162 54%	671 67%	196 65%	567 57%	140 46%	658 65%	198 66%
Total 'Not satisfied'	7979 32%	2747 36%	221 22%	82 25%	312 31%	139 44%	304 30%	114 36%	311 31%	101 34%	416 42%	154 51%	393 39%	127 42%	308 30%	94 31%	419 42%	126 41%	445 45%	137 45%	289 29%	93 31%	403 40%	148 49%	326 32%	97 32%

This is the English version of the results of the *2011 World Youths Survey*, which were published by the French think tank *Fondation pour l'Innovation politique*. Our publications are available in French and English at [www.fondapol.org](http://www.fondapol.org).

Fieldwork dates: June-July 2010





# 2011 World Youths

Q0. How satisfied or discontent are you with the following aspects of your life?

Your friends

[ONE ANSWER ONLY]

	TOTAL																											
	16-29	30-50	16-29	30-50	16-29	30-50	16-29	30-50	16-29	30-50	16-29	30-50	16-29	30-50	16-29	30-50	16-29	30-50	16-29	30-50	16-29	30-50	16-29	30-50	16-29	30-50	16-29	30-50
Total	25103	7611	1001	302	1002	310	1001	301	1004	306	1001	303	1004	301	1014	301	1005	305	1005	306	1008	301	1000	303	1005	300	1015	304
Totally satisfied	8125 32%	2026 27%	280 28%	76 25%	379 38%	118 38%	275 27%	58 19%	218 22%	61 20%	342 34%	78 26%	279 28%	88 29%	445 44%	113 38%	185 18%	59 19%	338 34%	70 23%	374 37%	83 28%	379 38%	96 32%	287 29%	84 28%	310 31%	67 22%
Fairly satisfied	11381 45%	3955 52%	473 47%	170 56%	480 48%	152 49%	472 47%	155 51%	524 52%	187 61%	446 45%	175 58%	516 51%	168 56%	368 36%	126 42%	514 51%	163 53%	442 44%	173 57%	453 45%	149 50%	420 42%	165 54%	484 48%	153 51%	460 45%	164 54%
Not very satisfied	3885 15%	1168 15%	185 18%	46 15%	101 10%	26 8%	170 17%	66 22%	195 19%	44 14%	146 15%	35 12%	150 15%	34 11%	123 12%	35 12%	229 23%	64 21%	150 15%	41 13%	108 11%	47 16%	126 13%	29 10%	175 17%	51 17%	170 17%	62 20%
Not at all satisfied	1294 5%	334 4%	45 4%	6 2%	30 3%	6 2%	68 7%	22 7%	56 6%	12 4%	42 4%	12 4%	41 4%	8 3%	52 5%	21 7%	71 7%	18 6%	52 5%	10 3%	51 5%	15 5%	46 5%	8 3%	51 5%	6 2%	68 7%	10 3%
Do not know	418 2%	128 2%	18 2%	4 1%	12 1%	8 3%	16 2%	- -	11 1%	2 1%	25 2%	3 1%	18 2%	3 1%	26 3%	6 2%	6 1%	1 *	23 2%	12 4%	22 2%	7 2%	29 3%	5 2%	8 1%	6 2%	7 1%	1 *
Total 'Satisfied'	19506 78%	5981 79%	753 75%	246 81%	859 86%	270 87%	747 75%	213 71%	742 74%	248 81%	788 79%	253 83%	795 79%	256 85%	813 80%	239 79%	699 70%	222 73%	780 78%	243 79%	827 82%	232 77%	799 80%	261 86%	771 77%	237 79%	770 76%	231 76%
Total 'Not satisfied'	5179 21%	1502 20%	230 23%	52 17%	131 13%	32 10%	238 24%	88 29%	251 25%	56 18%	188 19%	47 16%	191 19%	42 14%	175 17%	56 19%	300 30%	82 27%	202 20%	51 17%	159 16%	62 21%	172 17%	37 12%	226 22%	57 19%	238 23%	72 24%

This is the English version of the results of the *2011 World Youths Survey*, which were published by the French think tank *Fondation pour l'Innovation politique*. Our publications are available in French and English at [www.fondapol.org](http://www.fondapol.org).

Fieldwork dates: June-July 2010





# 2011 World Youths

Q0. How satisfied or discontent are you with the following aspects of your life?

Your friends

[ONE ANSWER ONLY]

	TOTAL		US		MX		BR		AU		JP		CN		IN		RU		TR		IL		MA		ZA	
	16-29	30-50	16-29	30-50	16-29	30-50	16-29	30-50	16-29	30-50	16-29	30-50	16-29	30-50	16-29	30-50	16-29	30-50	16-29	30-50	16-29	30-50	16-29	30-50	16-29	30-50
Total	25103	7611	1001	324	1000	313	1008	316	1002	300	1000	304	1001	300	1015	302	1003	305	999	302	1000	300	1003	302	1006	300
Totally satisfied	8125 32%	2026 27%	331 33%	91 28%	376 38%	69 22%	428 42%	128 41%	251 25%	75 25%	149 15%	37 12%	168 17%	31 10%	445 44%	86 28%	293 29%	64 21%	322 32%	84 28%	472 47%	125 42%	361 36%	79 26%	438 44%	106 35%
Fairly satisfied	11381 45%	3955 52%	463 46%	171 53%	458 46%	172 55%	378 38%	131 41%	501 50%	167 56%	474 47%	141 46%	649 65%	201 67%	382 38%	149 49%	493 49%	191 63%	435 44%	151 50%	309 31%	103 34%	388 39%	137 45%	399 40%	141 47%
Not very satisfied	3885 15%	1168 15%	159 16%	42 13%	138 14%	62 20%	140 14%	34 11%	188 19%	44 15%	239 24%	90 30%	151 15%	63 21%	126 12%	55 18%	157 16%	34 11%	171 17%	46 15%	120 12%	38 13%	151 15%	46 15%	117 12%	34 11%
Not at all satisfied	1294 5%	334 4%	40 4%	19 6%	23 2%	9 3%	57 6%	20 6%	50 5%	13 4%	84 8%	26 9%	23 2%	5 2%	55 5%	10 3%	49 5%	5 2%	60 6%	14 5%	66 7%	24 8%	74 7%	22 7%	40 4%	13 4%
Do not know	418 2%	128 2%	8 1%	1 *	5 1%	1 *	5 *	3 1%	12 1%	1 *	54 5%	10 3%	10 1%	- -	7 1%	2 1%	11 1%	11 4%	11 1%	7 2%	33 3%	10 3%	29 3%	18 6%	12 1%	6 2%
Total 'Satisfied'	19506 78%	5981 79%	794 79%	262 81%	834 83%	241 77%	806 80%	259 82%	752 75%	242 81%	623 62%	178 59%	817 82%	232 77%	827 81%	235 78%	786 78%	255 84%	757 76%	235 78%	781 78%	228 76%	749 75%	216 72%	837 83%	247 82%
Total 'Not satisfied'	5179 21%	1502 20%	199 20%	61 19%	161 16%	71 23%	197 20%	54 17%	238 24%	57 19%	323 32%	116 38%	174 17%	68 23%	181 18%	65 22%	206 21%	39 13%	231 23%	60 20%	186 19%	62 21%	225 22%	68 23%	157 16%	47 16%

This is the English version of the results of the *2011 World Youths Survey*, which were published by the French think tank *Fondation pour l'Innovation politique*. Our publications are available in French and English at [www.fondapol.org](http://www.fondapol.org).

Fieldwork dates: June-July 2010







# 2011 World Youths

Q0. How satisfied or discontent are you with the following aspects of your life?

Your family

[ONE ANSWER ONLY]

	TOTAL																											
	16-29	30-50	16-29	30-50	16-29	30-50	16-29	30-50	16-29	30-50	16-29	30-50	16-29	30-50	16-29	30-50	16-29	30-50	16-29	30-50	16-29	30-50	16-29	30-50	16-29	30-50	16-29	30-50
Total	25103	7611	1001	302	1002	310	1001	301	1004	306	1001	303	1004	301	1014	301	1005	305	1005	306	1008	301	1000	303	1005	300	1015	304
Totally satisfied	11116 44%	3349 44%	342 34%	127 42%	482 48%	153 49%	428 43%	116 39%	345 34%	129 42%	437 44%	109 36%	345 34%	106 35%	485 48%	142 47%	361 36%	130 43%	421 42%	125 41%	539 53%	138 46%	496 50%	152 50%	404 40%	119 40%	400 39%	124 41%
Fairly satisfied	10122 40%	3220 42%	469 47%	125 41%	416 42%	117 38%	385 38%	133 44%	517 51%	154 50%	426 43%	164 54%	512 51%	153 51%	352 35%	103 34%	484 48%	132 43%	434 43%	142 46%	338 34%	113 38%	384 38%	136 45%	459 46%	142 47%	451 44%	141 46%
Not very satisfied	2693 11%	739 10%	132 13%	36 12%	82 8%	30 10%	129 13%	37 12%	98 10%	21 7%	93 9%	20 7%	102 10%	33 11%	115 11%	31 10%	118 12%	31 10%	98 10%	31 10%	86 9%	32 11%	75 8%	9 3%	108 11%	30 10%	114 11%	32 11%
Not at all satisfied	857 3%	228 3%	41 4%	11 4%	16 2%	6 2%	42 4%	14 5%	36 4%	2 1%	27 3%	8 3%	27 3%	9 3%	42 4%	18 6%	37 4%	10 3%	38 4%	4 1%	25 2%	13 4%	21 2%	3 1%	28 3%	6 2%	41 4%	7 2%
Do not know	315 1%	75 1%	17 2%	3 1%	6 1%	4 1%	17 2%	1 *	8 1%	- -	18 2%	2 1%	18 2%	- -	20 2%	7 2%	5 *	2 1%	14 1%	4 1%	20 2%	5 2%	24 2%	3 1%	6 1%	3 1%	9 1%	- -
Total 'Satisfied'	21238 85%	6569 86%	811 81%	252 83%	898 90%	270 87%	813 81%	249 83%	862 86%	283 92%	863 86%	273 90%	857 85%	259 86%	837 83%	245 81%	845 84%	262 86%	855 85%	267 87%	877 87%	251 83%	880 88%	288 95%	863 86%	261 87%	851 84%	265 87%
Total 'Not satisfied'	3550 14%	967 13%	173 17%	47 16%	98 10%	36 12%	171 17%	51 17%	134 13%	23 8%	120 12%	28 9%	129 13%	42 14%	157 15%	49 16%	155 15%	41 13%	136 14%	35 11%	111 11%	45 15%	96 10%	12 4%	136 14%	36 12%	155 15%	39 13%

This is the English version of the results of the *2011 World Youths Survey*, which were published by the French think tank *Fondation pour l'Innovation politique*. Our publications are available in French and English at [www.fondapol.org](http://www.fondapol.org).

Fieldwork dates: June-July 2010

















# 2011 World Youths

Q0. How satisfied or discontent are you with the following aspects of your life?

Your family

[ONE ANSWER ONLY]

	TOTAL		 US		 MX		 BR		 AU		 JP		 CN		 IN		 RU		 TR		 IL		 MA		 ZA	
	16-29	30-50	16-29	30-50	16-29	30-50	16-29	30-50	16-29	30-50	16-29	30-50	16-29	30-50	16-29	30-50	16-29	30-50	16-29	30-50	16-29	30-50	16-29	30-50	16-29	30-50
Total	25103	7611	1001	324	1000	313	1008	316	1002	300	1000	304	1001	300	1015	302	1003	305	999	302	1000	300	1003	302	1006	300
Totally satisfied	11116 44%	3349 44%	418 42%	143 44%	591 59%	189 60%	569 56%	183 58%	385 38%	117 39%	239 24%	79 26%	249 25%	61 20%	627 62%	149 49%	411 41%	117 38%	467 47%	149 49%	542 54%	165 55%	585 58%	174 58%	548 54%	153 51%
Fairly satisfied	10122 40%	3220 42%	449 45%	149 46%	304 30%	95 30%	299 30%	102 32%	481 48%	143 48%	447 45%	134 44%	565 56%	180 60%	288 28%	130 43%	432 43%	141 46%	352 35%	107 35%	264 26%	80 27%	278 28%	104 34%	336 33%	100 33%
Not very satisfied	2693 11%	739 10%	102 10%	24 7%	84 8%	26 8%	98 8%	23 7%	93 9%	28 9%	188 19%	63 21%	147 15%	52 17%	72 7%	14 5%	121 12%	40 13%	126 13%	26 9%	122 12%	28 9%	106 11%	15 5%	84 8%	27 9%
Not at all satisfied	857 3%	228 3%	25 2%	8 2%	17 2%	3 1%	40 4%	5 2%	36 4%	11 4%	79 8%	23 8%	36 4%	7 2%	22 2%	9 3%	28 3%	3 1%	49 5%	14 5%	47 5%	15 5%	28 3%	6 2%	29 3%	13 4%
Do not know	315 1%	75 1%	7 1%	- -	4 *	- -	2 *	3 1%	7 1%	1 *	47 5%	5 2%	4 *	- -	6 1%	- -	11 1%	4 1%	5 1%	6 2%	25 3%	12 4%	6 1%	3 1%	9 1%	7 2%
Total 'Satisfied'	21238 85%	6569 86%	867 87%	292 90%	895 90%	284 91%	868 86%	285 90%	866 86%	260 87%	686 69%	213 70%	814 81%	241 80%	915 90%	279 92%	843 84%	258 85%	819 82%	256 85%	806 81%	245 82%	863 86%	278 92%	884 88%	253 84%
Total 'Not satisfied'	3550 14%	967 13%	127 13%	32 10%	101 10%	29 9%	138 14%	28 9%	129 13%	39 13%	267 27%	86 28%	183 18%	59 20%	94 9%	23 8%	149 15%	43 14%	175 18%	40 13%	169 17%	43 14%	134 13%	21 7%	113 11%	40 13%

This is the English version of the results of the *2011 World Youths Survey*, which were published by the French think tank *Fondation pour l'Innovation politique*. Our publications are available in French and English at [www.fondapol.org](http://www.fondapol.org).

Fieldwork dates: June-July 2010





# 2011 World Youths

Q0. How satisfied or discontent are you with the following aspects of your life?

The general situation in your country

[ONE ANSWER ONLY]

	TOTAL																											
	16-29	30-50	16-29	30-50	16-29	30-50	16-29	30-50	16-29	30-50	16-29	30-50	16-29	30-50	16-29	30-50	16-29	30-50	16-29	30-50	16-29	30-50	16-29	30-50	16-29	30-50	16-29	30-50
Total	25103	7611	1001	302	1002	310	1001	301	1004	306	1001	303	1004	301	1014	301	1005	305	1005	306	1008	301	1000	303	1005	300	1015	304
Totally satisfied	2184 9%	452 6%	27 3%	9 3%	28 3%	4 1%	28 3%	2 1%	29 3%	3 1%	184 18%	31 10%	32 3%	9 3%	79 8%	22 7%	29 3%	7 2%	28 3%	6 2%	77 8%	17 6%	230 23%	39 13%	51 5%	3 1%	152 15%	28 9%
Fairly satisfied	6909 28%	1942 26%	301 30%	44 15%	289 29%	51 16%	46 5%	4 1%	146 15%	24 8%	535 53%	166 55%	217 22%	42 14%	136 13%	42 14%	195 19%	51 17%	212 21%	61 20%	89 9%	29 10%	479 48%	167 55%	322 32%	67 22%	543 53%	156 51%
Not very satisfied	8383 33%	2706 36%	419 42%	148 49%	404 40%	114 37%	174 17%	57 19%	387 39%	112 37%	184 18%	75 25%	428 43%	128 43%	354 35%	95 32%	375 37%	118 39%	472 47%	150 49%	231 23%	77 26%	172 17%	69 23%	411 41%	135 45%	201 20%	78 26%
Not at all satisfied	6872 27%	2377 31%	205 20%	97 32%	257 26%	139 45%	725 72%	237 79%	431 43%	165 54%	55 5%	25 8%	288 29%	115 38%	411 41%	136 45%	395 39%	125 41%	249 25%	78 25%	584 58%	172 57%	73 7%	19 6%	188 19%	94 31%	74 7%	37 12%
Do not know	755 3%	134 2%	49 5%	4 1%	24 2%	2 1%	28 3%	1 *	11 1%	2 1%	43 4%	6 2%	39 4%	7 2%	34 3%	6 2%	11 1%	4 1%	44 4%	11 4%	27 3%	6 2%	46 5%	9 3%	33 3%	1 *	45 4%	5 2%
Total 'Satisfied'	9093 36%	2394 31%	328 33%	53 18%	317 32%	55 18%	74 7%	6 2%	175 17%	27 9%	719 72%	197 65%	249 25%	51 17%	215 21%	64 21%	224 22%	58 19%	240 24%	67 22%	166 16%	46 15%	709 71%	206 68%	373 37%	70 23%	695 68%	184 61%
Total 'Not satisfied'	15255 61%	5083 67%	624 62%	245 81%	661 66%	253 82%	899 90%	294 98%	818 81%	277 91%	239 24%	100 33%	716 71%	243 81%	765 75%	231 77%	770 77%	243 80%	721 72%	228 75%	815 81%	249 83%	245 25%	88 29%	599 60%	229 76%	275 27%	115 38%

This is the English version of the results of the *2011 World Youths Survey*, which were published by the French think tank *Fondation pour l'Innovation politique*. Our publications are available in French and English at [www.fondapol.org](http://www.fondapol.org).

Fieldwork dates: June-July 2010





Q0. How satisfied or discontent are you with the following aspects of your life?

The general situation in your country

[ONE ANSWER ONLY]

	TOTAL		US		MX		BR		AU		JP		CN		IN		RU		TR		IL		MA		ZA	
	16-29	30-50	16-29	30-50	16-29	30-50	16-29	30-50	16-29	30-50	16-29	30-50	16-29	30-50	16-29	30-50	16-29	30-50	16-29	30-50	16-29	30-50	16-29	30-50	16-29	30-50
Total	25103	7611	1001	324	1000	313	1008	316	1002	300	1000	304	1001	300	1015	302	1003	305	999	302	1000	300	1003	302	1006	300
Totally satisfied	2184 9%	452 6%	74 7%	8 2%	32 3%	4 1%	121 12%	30 9%	94 9%	18 6%	15 2%	3 1%	127 13%	23 8%	137 13%	33 11%	21 2%	4 1%	90 9%	24 8%	190 19%	60 20%	253 25%	54 18%	56 6%	11 4%
Fairly satisfied	6909 28%	1942 26%	274 27%	71 22%	57 6%	13 4%	261 26%	98 31%	517 52%	172 57%	186 19%	52 17%	488 49%	151 50%	335 33%	94 31%	225 22%	50 16%	145 15%	55 18%	270 27%	69 23%	367 37%	134 44%	274 27%	79 26%
Not very satisfied	8383 33%	2706 36%	390 39%	137 42%	405 41%	133 42%	331 33%	118 37%	289 29%	74 25%	424 42%	132 43%	271 27%	98 33%	350 34%	126 42%	467 47%	154 50%	377 38%	103 34%	286 29%	96 32%	216 22%	63 21%	365 36%	116 39%
Not at all satisfied	6872 27%	2377 31%	230 23%	106 33%	493 49%	161 51%	281 28%	67 21%	70 7%	33 11%	324 32%	113 37%	99 10%	25 8%	179 18%	47 16%	267 27%	88 29%	367 37%	112 37%	203 20%	61 20%	138 14%	39 13%	286 28%	86 29%
Do not know	755 3%	134 2%	33 3%	2 1%	13 1%	2 1%	14 1%	3 1%	32 3%	3 1%	51 5%	4 1%	16 2%	3 1%	14 1%	2 1%	23 2%	9 3%	20 2%	8 3%	51 5%	14 5%	29 3%	12 4%	25 2%	8 3%
Total 'Satisfied'	9093 36%	2394 31%	348 35%	79 24%	89 9%	17 5%	382 38%	128 41%	611 61%	190 63%	201 20%	55 18%	615 61%	174 58%	472 47%	127 42%	246 25%	54 18%	235 24%	79 26%	460 46%	129 43%	620 62%	188 62%	330 33%	90 30%
Total 'Not satisfied'	15255 61%	5083 67%	620 62%	243 75%	898 90%	294 94%	612 61%	185 59%	359 36%	107 36%	748 75%	245 81%	370 37%	123 41%	529 52%	173 57%	734 73%	242 79%	744 74%	215 71%	489 49%	157 52%	354 35%	102 34%	651 65%	202 67%

This is the English version of the results of the *2011 World Youths Survey*, which were published by the French think tank *Fondation pour l'Innovation politique*. Our publications are available in French and English at [www.fondapol.org](http://www.fondapol.org).

Fieldwork dates: June-July 2010





# 2011 World Youths

Q0. How satisfied or discontent are you with the following aspects of your life?

The age in which you live

[ONE ANSWER ONLY]

	TOTAL																											
	16-29	30-50	16-29	30-50	16-29	30-50	16-29	30-50	16-29	30-50	16-29	30-50	16-29	30-50	16-29	30-50	16-29	30-50	16-29	30-50	16-29	30-50	16-29	30-50	16-29	30-50	16-29	30-50
Total	25103	7611	1001	302	1002	310	1001	301	1004	306	1001	303	1004	301	1014	301	1005	305	1005	306	1008	301	1000	303	1005	300	1015	304
Totally satisfied	4331 17%	863 11%	112 11%	25 8%	224 22%	46 15%	62 6%	8 3%	60 6%	7 2%	235 23%	50 17%	64 6%	12 4%	210 21%	39 13%	44 4%	14 5%	253 25%	44 14%	139 14%	22 7%	281 28%	46 15%	122 12%	20 7%	209 21%	44 14%
Fairly satisfied	10502 42%	3202 42%	525 52%	137 45%	519 52%	160 52%	168 17%	60 20%	306 30%	60 20%	507 51%	179 59%	403 40%	111 37%	354 35%	99 33%	341 34%	85 28%	531 53%	163 53%	336 33%	89 30%	477 48%	206 68%	518 52%	144 48%	550 54%	192 63%
Not very satisfied	6488 26%	2210 29%	239 24%	94 31%	176 18%	65 21%	373 37%	102 34%	413 41%	131 43%	161 16%	54 18%	347 35%	112 37%	271 27%	86 29%	407 40%	133 44%	142 14%	69 23%	290 29%	97 32%	143 14%	36 12%	259 26%	94 31%	175 17%	45 15%
Not at all satisfied	3026 12%	1132 15%	74 7%	35 12%	53 5%	24 8%	366 37%	127 42%	214 21%	107 35%	55 5%	13 4%	151 15%	57 19%	141 14%	66 22%	198 20%	63 21%	42 4%	13 4%	194 19%	73 24%	59 6%	8 3%	88 9%	38 13%	63 6%	19 6%
Do not know	756 3%	204 3%	51 5%	11 4%	30 3%	15 5%	32 3%	4 1%	11 1%	1 *	43 4%	7 2%	39 4%	9 3%	38 4%	11 4%	15 1%	10 3%	37 4%	17 6%	49 5%	20 7%	40 4%	7 2%	18 2%	4 1%	18 2%	4 1%
Total 'Satisfied'	14833 59%	4065 53%	637 64%	162 54%	743 74%	206 66%	230 23%	68 23%	366 36%	67 22%	742 74%	229 76%	467 47%	123 41%	564 56%	138 46%	385 38%	99 32%	784 78%	207 68%	475 47%	111 37%	758 76%	252 83%	640 64%	164 55%	759 75%	236 78%
Total 'Not satisfied'	9514 38%	3342 44%	313 31%	129 43%	229 23%	89 29%	739 74%	229 76%	627 62%	238 78%	216 22%	67 22%	498 50%	169 56%	412 41%	152 50%	605 60%	196 64%	184 18%	82 27%	484 48%	170 56%	202 20%	44 15%	347 35%	132 44%	238 23%	64 21%

This is the English version of the results of the *2011 World Youths Survey*, which were published by the French think tank *Fondation pour l'Innovation politique*. Our publications are available in French and English at [www.fondapol.org](http://www.fondapol.org).

Fieldwork dates: June-July 2010







Q0. How satisfied or discontent are you with the following aspects of your life?

The age in which you live

[ONE ANSWER ONLY]

	TOTAL		US		MX		BR		AU		JP		CN		IN		RU		TR		IL		MA		ZA	
	16-29	30-50	16-29	30-50	16-29	30-50	16-29	30-50	16-29	30-50	16-29	30-50	16-29	30-50	16-29	30-50	16-29	30-50	16-29	30-50	16-29	30-50	16-29	30-50	16-29	30-50
Total	25103	7611	1001	324	1000	313	1008	316	1002	300	1000	304	1001	300	1015	302	1003	305	999	302	1000	300	1003	302	1006	300
Totally satisfied	4331 17%	863 11%	200 20%	31 10%	84 8%	11 4%	235 23%	61 19%	146 15%	36 12%	40 4%	10 3%	116 12%	24 8%	383 38%	90 30%	131 13%	28 9%	144 14%	29 10%	320 32%	76 25%	256 26%	33 11%	261 26%	57 19%
Fairly satisfied	10502 42%	3202 42%	485 48%	167 52%	219 22%	41 13%	388 38%	137 43%	604 60%	174 58%	292 29%	91 30%	528 53%	140 47%	469 46%	151 50%	533 53%	147 48%	235 24%	79 26%	365 37%	132 44%	356 35%	105 35%	493 49%	153 51%
Not very satisfied	6488 26%	2210 29%	240 24%	94 29%	432 43%	164 52%	260 26%	79 25%	180 18%	61 20%	414 41%	129 42%	267 27%	105 35%	117 12%	45 15%	231 23%	98 32%	377 38%	104 34%	184 18%	55 18%	221 22%	94 31%	169 17%	64 21%
Not at all satisfied	3026 12%	1132 15%	51 5%	24 7%	253 25%	95 30%	111 11%	38 12%	45 4%	25 8%	194 19%	69 23%	75 7%	26 9%	30 3%	12 4%	72 7%	18 6%	221 22%	81 27%	86 9%	27 9%	126 13%	54 18%	64 6%	20 7%
Do not know	756 3%	204 3%	25 2%	8 2%	12 1%	2 1%	14 1%	1 *	27 3%	4 1%	60 6%	5 2%	15 1%	5 2%	16 2%	4 1%	36 4%	14 5%	22 2%	9 3%	45 5%	10 3%	44 4%	16 5%	19 2%	6 2%
Total 'Satisfied'	14833 59%	4065 53%	685 68%	198 61%	303 30%	52 17%	623 62%	198 63%	750 75%	210 70%	332 33%	101 33%	644 64%	164 55%	852 84%	241 80%	664 66%	175 57%	379 38%	108 36%	685 69%	208 69%	612 61%	138 46%	754 75%	210 70%
Total 'Not satisfied'	9514 38%	3342 44%	291 29%	118 36%	685 69%	259 83%	371 37%	117 37%	225 22%	86 29%	608 61%	198 65%	342 34%	131 44%	147 14%	57 19%	303 30%	116 38%	598 60%	185 61%	270 27%	82 27%	347 35%	148 49%	233 23%	84 28%

This is the English version of the results of the *2011 World Youths Survey*, which were published by the French think tank *Fondation pour l'Innovation politique*. Our publications are available in French and English at [www.fondapol.org](http://www.fondapol.org).

Fieldwork dates: June-July 2010



# 2011 World Youths

Q1. Here is a list of qualities. Which ones do you think children should be the most encouraged to learn at home?

[ROTATION - MAX. 3 ANSWERS]

	TOTAL																											
	16-29	30-50	16-29	30-50	16-29	30-50	16-29	30-50	16-29	30-50	16-29	30-50	16-29	30-50	16-29	30-50	16-29	30-50	16-29	30-50	16-29	30-50	16-29	30-50	16-29	30-50	16-29	30-50
Total	25103	7611	1001	302	1002	310	1001	301	1004	306	1001	303	1004	301	1014	301	1005	305	1005	306	1008	301	1000	303	1005	300	1015	304
Independence	6275 25%	1912 25%	226 23%	48 16%	449 45%	127 41%	333 33%	117 39%	120 12%	41 13%	244 24%	77 25%	121 12%	31 10%	511 50%	155 51%	234 23%	79 26%	159 16%	69 23%	197 20%	66 22%	390 39%	136 45%	229 23%	64 21%	203 20%	66 22%
Effort and hard work	6147 24%	1717 23%	197 20%	67 22%	112 11%	26 8%	301 30%	83 28%	326 32%	90 29%	237 24%	72 24%	248 25%	107 36%	146 14%	41 14%	144 14%	35 11%	185 18%	39 13%	336 33%	92 31%	102 10%	21 7%	414 41%	117 39%	360 35%	90 30%
Responsibility	13921 55%	4588 60%	533 53%	185 61%	669 67%	233 75%	640 64%	219 73%	668 67%	222 73%	539 54%	183 60%	422 42%	131 44%	589 58%	198 66%	599 60%	176 58%	618 61%	200 65%	534 53%	196 65%	537 54%	197 65%	534 53%	173 58%	562 55%	173 57%
Imagination	4203 17%	1058 14%	165 16%	29 10%	108 11%	21 7%	237 24%	84 28%	104 10%	33 11%	152 15%	28 9%	153 15%	45 15%	76 7%	15 5%	129 13%	35 11%	201 20%	51 17%	271 27%	71 24%	222 22%	36 12%	156 16%	46 15%	176 17%	43 14%
Tolerance	5133 20%	1643 22%	361 36%	117 39%	237 24%	75 24%	38 4%	11 4%	360 36%	113 37%	307 31%	125 41%	361 36%	107 36%	75 7%	22 7%	186 19%	59 19%	306 30%	92 30%	102 10%	42 14%	168 17%	53 17%	150 15%	59 20%	159 16%	51 17%
Ambition	3537 14%	809 11%	186 19%	49 16%	229 23%	38 12%	179 18%	43 14%	34 3%	6 2%	60 6%	10 3%	101 10%	22 7%	119 12%	29 10%	163 16%	41 13%	226 22%	50 16%	417 41%	98 33%	149 15%	18 6%	167 17%	23 8%	151 15%	34 11%
Religious faith	3174 13%	1109 15%	46 5%	9 3%	34 3%	29 9%	110 11%	40 13%	33 3%	15 5%	33 3%	14 5%	39 4%	4 1%	57 6%	19 6%	109 11%	28 9%	108 11%	24 8%	200 20%	54 18%	26 3%	9 3%	52 5%	14 5%	89 9%	38 13%














This is the English version of the results of the *2011 World Youths Survey*, which were published by the French think tank *Fondation pour l'Innovation politique*. Our publications are available in French and English at [www.fondapol.org](http://www.fondapol.org).

Fieldwork dates: June-July 2010



Q1. Here is a list of qualities. Which ones do you think children should be the most encouraged to learn at home?

[ROTATION - MAX. 3 ANSWERS]













	TOTAL		 DE		 EE		 EL		 ES		 FI		 FR		 HU		 IT		 PL		 RO		 SE		 UK		 CA	
	16-29	30-50	16-29	30-50	16-29	30-50	16-29	30-50	16-29	30-50	16-29	30-50	16-29	30-50	16-29	30-50	16-29	30-50	16-29	30-50	16-29	30-50	16-29	30-50	16-29	30-50	16-29	30-50
Total	25103	7611	1001	302	1002	310	1001	301	1004	306	1001	303	1004	301	1014	301	1005	305	1005	306	1008	301	1000	303	1005	300	1015	304
Unselfishness	3069 12%	903 12%	47 5%	9 3%	45 4%	15 5%	121 12%	37 12%	252 25%	79 26%	189 19%	44 15%	206 21%	63 21%	182 18%	54 18%	208 21%	62 20%	77 8%	24 8%	72 7%	24 8%	153 15%	46 15%	186 19%	65 22%	183 18%	53 17%
Obedience	3957 16%	1145 15%	117 12%	44 15%	130 13%	18 6%	116 12%	28 9%	306 30%	81 26%	174 17%	46 15%	365 36%	109 36%	247 24%	44 15%	105 10%	30 10%	77 8%	25 8%	28 3%	13 4%	94 9%	34 11%	168 17%	58 19%	170 17%	53 17%
Curiosity	2789 11%	803 11%	119 12%	28 9%	43 4%	21 7%	44 4%	13 4%	65 6%	12 4%	68 7%	21 7%	188 19%	44 15%	45 4%	16 5%	62 6%	18 6%	90 9%	30 10%	101 10%	23 8%	222 22%	67 22%	70 7%	25 8%	135 13%	33 11%
Honesty	14524 58%	4789 63%	698 70%	223 74%	660 66%	227 73%	586 59%	189 63%	428 43%	147 48%	695 69%	237 78%	570 57%	175 58%	666 66%	203 67%	615 61%	206 68%	633 63%	206 67%	426 42%	128 43%	591 59%	234 77%	588 59%	195 65%	618 61%	206 68%
Loyalty	3527 14%	956 13%	139 14%	54 18%	113 11%	49 16%	90 9%	18 6%	134 13%	40 13%	134 13%	28 9%	105 10%	34 11%	118 12%	35 12%	305 30%	94 31%	108 11%	22 7%	159 16%	37 12%	140 14%	34 11%	159 16%	35 12%	128 13%	32 11%
Entrepreneurship	2289 9%	710 9%	36 4%	7 2%	156 16%	42 14%	89 9%	18 6%	95 9%	20 7%	70 7%	16 5%	24 2%	13 4%	69 7%	24 8%	56 6%	20 7%	208 21%	72 24%	59 6%	27 9%	36 4%	3 1%	42 4%	5 2%	27 3%	8 3%
Do not know	344 1%	70 1%	20 2%	5 2%	1 *	-	7 1%	-	12 1%	1 *	16 2%	-	24 2%	2 1%	13 1%	6 2%	10 1%	5 2%	2 *	1 *	13 1%	-	28 3%	2 1%	14 1%	4 1%	11 1%	5 2%

This is the English version of the results of the *2011 World Youths Survey*, which were published by the French think tank *Fondation pour l'Innovation politique*. Our publications are available in French and English at [www.fondapol.org](http://www.fondapol.org).

Fieldwork dates: June-July 2010

Q1. Here is a list of qualities. Which ones do you think children should be the most encouraged to learn at home?

[ROTATION - MAX. 3 ANSWERS]













	TOTAL		 US		 MX		 BR		 AU		 JP		 CN		 IN		 RU		 TR		 IL		 MA		 ZA	
	16-29	30-50	16-29	30-50	16-29	30-50	16-29	30-50	16-29	30-50	16-29	30-50	16-29	30-50	16-29	30-50	16-29	30-50	16-29	30-50	16-29	30-50	16-29	30-50	16-29	30-50
Total	25103	7611	1001	324	1000	313	1008	316	1002	300	1000	304	1001	300	1015	302	1003	305	999	302	1000	300	1003	302	1006	300
Independence	6275 25%	1912 25%	221 22%	54 17%	157 16%	53 17%	171 17%	51 16%	240 24%	72 24%	120 12%	35 12%	585 58%	179 60%	230 23%	57 19%	396 39%	120 39%	144 14%	42 14%	298 30%	97 32%	102 10%	16 5%	195 19%	60 20%
Effort and hard work	6147 24%	1717 23%	381 38%	119 37%	240 24%	55 18%	136 13%	25 8%	351 35%	83 28%	354 35%	112 37%	87 9%	19 6%	412 41%	116 38%	90 9%	22 7%	186 19%	56 19%	303 30%	81 27%	239 24%	88 29%	260 26%	61 20%
Responsibility	13921 55%	4588 60%	597 60%	214 66%	665 67%	230 73%	589 58%	192 61%	581 58%	183 61%	429 43%	137 45%	648 65%	202 67%	477 47%	168 56%	743 74%	220 72%	578 58%	167 55%	376 38%	124 41%	277 28%	104 34%	517 51%	161 54%
Imagination	4203 17%	1058 14%	133 13%	42 13%	100 10%	19 6%	246 24%	67 21%	169 17%	32 11%	333 33%	109 36%	232 23%	66 22%	105 10%	17 6%	190 19%	29 10%	183 18%	47 16%	142 14%	55 18%	76 8%	6 2%	144 14%	32 11%
Tolerance	5133 20%	1643 22%	119 12%	46 14%	212 21%	54 17%	100 10%	40 13%	177 18%	62 21%	309 31%	96 32%	219 22%	67 22%	92 9%	44 15%	176 18%	44 14%	273 27%	77 25%	320 32%	87 29%	241 24%	66 22%	85 8%	34 11%
Ambition	3537 14%	809 11%	81 8%	22 7%	33 3%	6 2%	36 4%	2 1%	97 10%	27 9%	61 6%	9 3%	222 22%	67 22%	229 23%	53 18%	79 8%	21 7%	58 6%	18 6%	119 12%	35 12%	188 19%	46 15%	153 15%	42 14%
Religious faith	3174 13%	1109 15%	215 21%	81 25%	131 13%	54 17%	209 21%	103 33%	94 9%	19 6%	27 3%	6 2%	18 2%	4 1%	153 15%	66 22%	117 12%	47 15%	290 29%	81 27%	67 7%	18 6%	559 56%	216 72%	358 36%	117 39%

This is the English version of the results of the *2011 World Youths Survey*, which were published by the French think tank *Fondation pour l'Innovation politique*. Our publications are available in French and English at [www.fondapol.org](http://www.fondapol.org).

Fieldwork dates: June-July 2010

Q1. Here is a list of qualities. Which ones do you think children should be the most encouraged to learn at home?

[ROTATION - MAX. 3 ANSWERS]

	TOTAL		 US		 MX		 BR		 AU		 JP		 CN		 IN		 RU		 TR		 IL		 MA		 ZA	
	16-29	30-50	16-29	30-50	16-29	30-50	16-29	30-50	16-29	30-50	16-29	30-50	16-29	30-50	16-29	30-50	16-29	30-50	16-29	30-50	16-29	30-50	16-29	30-50	16-29	30-50
Total	25103	7611	1001	324	1000	313	1008	316	1002	300	1000	304	1001	300	1015	302	1003	305	999	302	1000	300	1003	302	1006	300
Unselfishness	3069 12%	903 12%	142 14%	49 15%	163 16%	47 15%	51 5%	14 4%	170 17%	56 19%	32 3%	5 2%	36 4%	3 1%	121 12%	31 10%	81 8%	25 8%	96 10%	37 12%	102 10%	27 9%	72 7%	13 4%	82 8%	21 7%
Obedience	3957 16%	1145 15%	192 19%	57 18%	201 20%	53 17%	381 38%	125 40%	165 16%	58 19%	42 4%	6 2%	58 6%	18 6%	242 24%	81 27%	3 *	- -	32 3%	6 2%	101 10%	27 9%	204 20%	56 19%	239 24%	75 25%
Curiosity	2789 11%	803 11%	78 8%	20 6%	38 4%	11 4%	92 9%	17 5%	71 7%	18 6%	378 38%	97 32%	210 21%	100 33%	65 6%	14 5%	108 11%	43 14%	84 8%	31 10%	232 23%	61 20%	131 13%	24 8%	50 5%	16 5%
Honesty	14524 58%	4789 63%	579 58%	201 62%	671 67%	226 72%	671 67%	226 72%	604 60%	220 73%	435 44%	155 51%	561 56%	151 50%	605 60%	182 60%	650 65%	217 71%	668 67%	194 64%	322 32%	108 36%	399 40%	160 53%	585 58%	173 58%
Loyalty	3527 14%	956 13%	127 13%	31 10%	104 10%	34 11%	157 16%	44 14%	168 17%	40 13%	83 8%	23 8%	39 4%	9 3%	172 17%	36 12%	192 19%	64 21%	128 13%	34 11%	187 19%	55 18%	150 15%	31 10%	188 19%	43 14%
Entrepreneurship	2289 9%	710 9%	32 3%	4 1%	258 26%	90 29%	72 7%	28 9%	24 2%	5 2%	20 2%	3 1%	26 3%	5 2%	56 6%	19 6%	138 14%	39 13%	219 22%	82 27%	230 23%	70 23%	149 15%	48 16%	98 10%	42 14%
Do not know	344 1%	70 1%	17 2%	4 1%	1 *	- -	8 1%	- -	12 1%	2 1%	69 7%	17 6%	2 *	- -	7 1%	- -	2 *	3 1%	6 1%	2 1%	33 3%	8 3%	12 1%	3 1%	4 *	- -

This is the English version of the results of the *2011 World Youths Survey*, which were published by the French think tank *Fondation pour l'Innovation politique*. Our publications are available in French and English at [www.fondapol.org](http://www.fondapol.org).

Fieldwork dates: June-July 2010





Q2. How important do you feel that the following factors are for your identity?

Your nationality

[ONE ANSWER ONLY]

	TOTAL																											
	16-29	30-50	16-29	30-50	16-29	30-50	16-29	30-50	16-29	30-50	16-29	30-50	16-29	30-50	16-29	30-50	16-29	30-50	16-29	30-50	16-29	30-50	16-29	30-50	16-29	30-50	16-29	30-50
Total	25103	7611	1001	302	1002	310	1001	301	1004	306	1001	303	1004	301	1014	301	1005	305	1005	306	1008	301	1000	303	1005	300	1015	304
Very important	8825 35%	2759 36%	167 17%	56 19%	305 30%	74 24%	415 41%	126 42%	213 21%	51 17%	336 34%	128 42%	236 24%	89 30%	342 34%	100 33%	239 24%	91 30%	366 36%	122 40%	341 34%	87 29%	207 21%	72 24%	274 27%	90 30%	279 27%	78 26%
Fairly important	8664 35%	2591 34%	390 39%	108 36%	378 38%	99 32%	317 32%	99 33%	380 38%	113 37%	377 38%	117 39%	401 40%	124 41%	344 34%	104 35%	455 45%	133 44%	407 40%	118 39%	354 35%	101 34%	372 37%	134 44%	419 42%	119 40%	395 39%	127 42%
Not really important	5297 21%	1633 21%	295 29%	98 32%	231 23%	88 28%	177 18%	59 20%	288 29%	114 37%	195 19%	43 14%	252 25%	64 21%	241 24%	60 20%	235 23%	70 23%	181 18%	54 18%	214 21%	75 25%	271 27%	68 22%	228 23%	78 26%	238 23%	75 25%
Not at all important	1868 7%	556 7%	127 13%	37 12%	78 8%	45 15%	79 8%	17 6%	108 11%	27 9%	54 5%	12 4%	84 8%	19 6%	59 6%	31 10%	65 6%	10 3%	38 4%	11 4%	78 8%	28 9%	107 11%	25 8%	66 7%	11 4%	86 8%	22 7%
Do not know	449 2%	72 1%	22 2%	3 1%	10 1%	4 1%	13 1%	-	15 1%	1 *	39 4%	3 1%	31 3%	5 2%	28 3%	6 2%	11 1%	1 *	13 1%	1 *	21 2%	10 3%	43 4%	4 1%	18 2%	2 1%	17 2%	2 1%
Total 'Important'	17489 70%	5350 70%	557 56%	164 54%	683 68%	173 56%	732 73%	225 75%	593 59%	164 54%	713 71%	245 81%	637 63%	213 71%	686 68%	204 68%	694 69%	224 73%	773 77%	240 78%	695 69%	188 62%	579 58%	206 68%	693 69%	209 70%	674 66%	205 67%
Total 'Not important'	7165 29%	2189 29%	422 42%	135 45%	309 31%	133 43%	256 26%	76 25%	396 39%	141 46%	249 25%	55 18%	336 33%	83 28%	300 30%	91 30%	300 30%	80 26%	219 22%	65 21%	292 29%	103 34%	378 38%	93 31%	294 29%	89 30%	324 32%	97 32%

This is the English version of the results of the *2011 World Youths Survey*, which were published by the French think tank *Fondation pour l'Innovation politique*. Our publications are available in French and English at [www.fondapol.org](http://www.fondapol.org).

Fieldwork dates: June-July 2010















# 2011 World Youths

Q2. How important do you feel that the following factors are for your identity?

Your nationality

[ONE ANSWER ONLY]

	TOTAL		 US		 MX		 BR		 AU		 JP		 CN		 IN		 RU		 TR		 IL		 MA		 ZA	
	16-29	30-50	16-29	30-50	16-29	30-50	16-29	30-50	16-29	30-50	16-29	30-50	16-29	30-50	16-29	30-50	16-29	30-50	16-29	30-50	16-29	30-50	16-29	30-50	16-29	30-50
Total	25103	7611	1001	324	1000	313	1008	316	1002	300	1000	304	1001	300	1015	302	1003	305	999	302	1000	300	1003	302	1006	300
Very important	8825 35%	2759 36%	272 27%	89 27%	462 46%	140 45%	533 53%	178 56%	257 26%	99 33%	175 18%	64 21%	333 33%	75 25%	764 75%	227 75%	119 12%	23 8%	561 56%	174 58%	616 62%	188 63%	653 65%	217 72%	360 36%	121 40%
Fairly important	8664 35%	2591 34%	355 35%	130 40%	329 33%	102 33%	264 26%	90 28%	398 40%	111 37%	367 36%	108 37%	395 39%	139 46%	181 18%	61 20%	338 34%	76 25%	241 24%	68 23%	236 24%	69 23%	216 22%	38 13%	355 35%	103 34%
Not really important	5297 21%	1633 21%	267 27%	73 23%	170 17%	58 19%	148 15%	39 12%	258 26%	72 24%	306 31%	103 34%	196 20%	60 20%	57 6%	12 4%	343 34%	110 36%	116 12%	41 14%	77 8%	27 9%	92 9%	39 13%	221 22%	53 18%
Not at all important	1868 7%	556 7%	95 9%	29 9%	36 4%	13 4%	60 6%	9 3%	75 7%	16 5%	89 9%	20 7%	74 7%	25 8%	10 1%	2 1%	190 19%	92 30%	76 8%	16 5%	43 4%	10 3%	30 3%	8 3%	61 6%	21 7%
Do not know	449 2%	72 1%	12 1%	3 1%	3 *	- -	3 *	- -	14 1%	2 1%	63 6%	9 3%	3 *	1 *	3 *	- -	13 1%	4 1%	5 1%	3 1%	28 3%	6 2%	12 1%	- -	9 1%	2 1%
Total 'Important'	17489 70%	5350 70%	627 63%	219 68%	791 79%	242 77%	797 79%	268 85%	655 65%	210 70%	542 54%	172 57%	728 73%	214 71%	945 93%	288 95%	457 46%	99 32%	802 80%	242 80%	852 85%	257 86%	869 87%	255 84%	715 71%	224 75%
Total 'Not important'	7165 29%	2189 29%	362 36%	102 31%	206 21%	71 23%	208 21%	48 15%	333 33%	88 29%	395 40%	123 40%	270 27%	85 28%	67 7%	14 5%	533 53%	202 66%	192 19%	57 19%	120 12%	37 12%	122 12%	47 16%	282 28%	74 25%

This is the English version of the results of the *2011 World Youths Survey*, which were published by the French think tank *Fondation pour l'Innovation politique*. Our publications are available in French and English at [www.fondapol.org](http://www.fondapol.org).

Fieldwork dates: June-July 2010





Q2. How important do you feel that the following factors are for your identity?

Your ethnic group

[ONE ANSWER ONLY]

	TOTAL																											
	16-29	30-50	16-29	30-50	16-29	30-50	16-29	30-50	16-29	30-50	16-29	30-50	16-29	30-50	16-29	30-50	16-29	30-50	16-29	30-50	16-29	30-50	16-29	30-50	16-29	30-50	16-29	30-50
Total	25103	7611	1001	302	1002	310	1001	301	1004	306	1001	303	1004	301	1014	301	1005	305	1005	306	1008	301	1000	303	1005	300	1015	304
Very important	5089 20%	1526 20%	83 8%	33 11%	336 34%	75 24%	171 17%	61 20%	108 11%	18 6%	141 14%	44 15%	87 9%	31 10%	193 19%	56 19%	122 12%	51 17%	162 16%	53 17%	189 19%	42 14%	158 16%	56 18%	165 16%	49 16%	198 20%	49 16%
Fairly important	8201 33%	2420 32%	285 28%	76 25%	371 37%	89 29%	309 31%	94 31%	283 28%	82 27%	292 29%	95 31%	255 25%	70 23%	345 34%	84 28%	387 39%	123 40%	412 41%	127 42%	349 35%	100 33%	282 28%	97 32%	335 33%	109 36%	312 31%	91 30%
Not really important	7840 31%	2479 33%	390 39%	114 38%	211 21%	86 28%	309 31%	97 32%	404 40%	159 52%	365 36%	117 39%	398 40%	124 41%	311 31%	96 32%	373 37%	98 32%	327 33%	89 29%	305 30%	94 31%	320 32%	107 35%	366 36%	107 36%	336 33%	113 37%
Not at all important	3179 13%	1016 13%	206 21%	71 24%	71 7%	52 17%	157 16%	41 14%	191 19%	45 15%	120 12%	32 11%	205 20%	64 21%	113 11%	51 17%	103 10%	32 10%	74 7%	27 9%	127 13%	47 16%	177 18%	35 12%	121 12%	33 11%	152 15%	46 15%
Do not know	794 3%	170 2%	37 4%	8 3%	13 1%	8 3%	55 5%	8 3%	18 2%	2 1%	83 8%	15 5%	59 6%	12 4%	52 5%	14 5%	20 2%	1 *	30 3%	10 3%	38 4%	18 6%	63 6%	8 3%	18 2%	2 1%	17 2%	5 2%
Total 'Important'	13290 53%	3946 52%	368 37%	109 36%	707 71%	164 53%	480 48%	155 51%	391 39%	100 33%	433 43%	139 46%	342 34%	101 34%	538 53%	140 47%	509 51%	174 57%	574 57%	180 59%	538 53%	142 47%	440 44%	153 50%	500 50%	158 53%	510 50%	140 46%
Total 'Not important'	11019 44%	3495 46%	596 60%	185 61%	282 28%	138 45%	466 47%	138 46%	595 59%	204 67%	485 48%	149 49%	603 60%	188 62%	424 42%	147 49%	476 47%	130 43%	401 40%	116 38%	432 43%	141 47%	497 50%	142 47%	487 48%	140 47%	488 48%	159 52%

This is the English version of the results of the *2011 World Youths Survey*, which were published by the French think tank *Fondation pour l'Innovation politique*. Our publications are available in French and English at [www.fondapol.org](http://www.fondapol.org).

Fieldwork dates: June-July 2010



# 2011 World Youths

Q2. How important do you feel that the following factors are for your identity?

Your ethnic group

[ONE ANSWER ONLY]

	TOTAL		US		MX		BR		AU		JP		CN		IN		RU		TR		IL		MA		ZA	
	16-29	30-50	16-29	30-50	16-29	30-50	16-29	30-50	16-29	30-50	16-29	30-50	16-29	30-50	16-29	30-50	16-29	30-50	16-29	30-50	16-29	30-50	16-29	30-50	16-29	30-50
Total	25103	7611	1001	324	1000	313	1008	316	1002	300	1000	304	1001	300	1015	302	1003	305	999	302	1000	300	1003	302	1006	300
Very important	5089 20%	1526 20%	221 22%	63 19%	196 20%	64 20%	240 24%	87 28%	135 13%	52 17%	128 13%	53 17%	281 28%	47 16%	314 31%	89 29%	84 8%	17 6%	299 30%	96 32%	319 32%	95 32%	475 47%	153 51%	284 28%	92 31%
Fairly important	8201 33%	2420 32%	309 31%	114 35%	344 34%	100 32%	334 33%	110 35%	317 32%	82 27%	309 31%	112 37%	371 37%	133 44%	447 44%	133 44%	281 28%	66 22%	314 31%	85 28%	329 33%	97 32%	277 28%	45 15%	352 35%	106 35%
Not really important	7840 31%	2479 33%	338 34%	101 31%	362 36%	122 39%	274 27%	86 27%	383 38%	118 39%	358 36%	104 34%	253 25%	87 29%	190 19%	65 22%	402 40%	116 38%	241 24%	79 26%	210 21%	60 20%	152 15%	64 21%	262 26%	76 25%
Not at all important	3179 13%	1016 13%	122 12%	41 13%	91 9%	26 8%	154 15%	31 10%	140 14%	41 14%	125 13%	27 9%	90 9%	32 11%	52 5%	11 4%	218 22%	98 32%	132 13%	35 12%	71 7%	35 12%	79 8%	39 13%	88 9%	24 8%
Do not know	794 3%	170 2%	11 1%	5 2%	7 1%	1 *	6 1%	2 1%	27 3%	7 2%	80 8%	8 3%	6 1%	1 *	12 1%	4 1%	18 2%	8 3%	13 1%	7 2%	71 7%	13 4%	20 2%	1 *	20 2%	2 1%
Total 'Important'	13290 53%	3946 52%	530 53%	177 55%	540 54%	164 52%	574 57%	197 62%	452 45%	134 45%	437 44%	165 54%	652 65%	180 60%	761 75%	222 74%	365 36%	83 27%	613 61%	181 60%	648 65%	192 64%	752 75%	198 66%	636 63%	198 66%
Total 'Not important'	11019 44%	3495 46%	460 46%	142 44%	453 45%	148 47%	428 42%	117 37%	523 52%	159 53%	483 48%	131 43%	343 34%	119 40%	242 24%	76 25%	620 62%	214 70%	373 37%	114 38%	281 28%	95 32%	231 23%	103 34%	350 35%	100 33%

This is the English version of the results of the *2011 World Youths Survey*, which were published by the French think tank *Fondation pour l'Innovation politique*. Our publications are available in French and English at [www.fondapol.org](http://www.fondapol.org).

Fieldwork dates: June-July 2010





# 2011 World Youths

Q2. How important do you feel that the following factors are for your identity?

Your religion

[ONE ANSWER ONLY]

	TOTAL																											
	16-29	30-50	16-29	30-50	16-29	30-50	16-29	30-50	16-29	30-50	16-29	30-50	16-29	30-50	16-29	30-50	16-29	30-50	16-29	30-50	16-29	30-50	16-29	30-50	16-29	30-50	16-29	30-50
Total	25103	7611	1001	302	1002	310	1001	301	1004	306	1001	303	1004	301	1014	301	1005	305	1005	306	1008	301	1000	303	1005	300	1015	304
Very important	5665 23%	1754 23%	79 8%	17 6%	96 10%	28 9%	227 23%	85 28%	72 7%	21 7%	111 11%	28 9%	69 7%	20 7%	124 12%	29 10%	157 16%	47 15%	245 24%	60 20%	289 29%	72 24%	110 11%	33 11%	123 12%	28 9%	170 17%	49 16%
Fairly important	5249 21%	1613 21%	158 16%	49 16%	176 18%	59 19%	231 23%	67 22%	166 17%	59 19%	176 18%	61 20%	146 15%	47 16%	176 17%	64 21%	299 30%	109 36%	306 30%	101 33%	288 29%	73 24%	148 15%	30 10%	198 20%	59 20%	204 20%	72 24%
Not really important	7086 28%	2219 29%	260 26%	107 35%	334 33%	102 33%	265 26%	75 25%	379 38%	123 40%	309 31%	102 34%	289 29%	92 31%	392 39%	111 37%	284 28%	77 25%	255 25%	88 29%	262 26%	88 29%	238 24%	99 33%	349 35%	105 35%	267 26%	75 25%
Not at all important	6400 25%	1893 25%	471 47%	125 41%	354 35%	110 35%	259 26%	74 25%	362 36%	102 33%	352 35%	104 34%	454 45%	136 45%	280 28%	85 28%	253 25%	71 23%	176 18%	52 17%	145 14%	61 20%	425 43%	129 43%	303 30%	106 35%	351 35%	103 34%
Do not know	703 3%	132 2%	33 3%	4 1%	42 4%	11 4%	19 2%	-	25 2%	1 *	53 5%	8 3%	46 5%	6 2%	42 4%	12 4%	12 1%	1 *	23 2%	5 2%	24 2%	7 2%	79 8%	12 4%	32 3%	2 1%	23 2%	5 2%
Total 'Important'	10914 43%	3367 44%	237 24%	66 22%	272 27%	87 28%	458 46%	152 50%	238 24%	80 26%	287 29%	89 29%	215 21%	67 22%	300 30%	93 31%	456 45%	156 51%	551 55%	161 53%	577 57%	145 48%	258 26%	63 21%	321 32%	87 29%	374 37%	121 40%
Total 'Not important'	13486 54%	4112 54%	731 73%	232 77%	688 69%	212 68%	524 52%	149 50%	741 74%	225 74%	661 66%	206 68%	743 74%	228 76%	672 66%	196 65%	537 53%	148 49%	431 43%	140 46%	407 40%	149 50%	663 66%	228 75%	652 65%	211 70%	618 61%	178 59%

This is the English version of the results of the *2011 World Youths Survey*, which were published by the French think tank *Fondation pour l'Innovation politique*. Our publications are available in French and English at [www.fondapol.org](http://www.fondapol.org).

Fieldwork dates: June-July 2010



















# 2011 World Youths

Q2. How important do you feel that the following factors are for your identity?

Your religion

[ONE ANSWER ONLY]

	TOTAL		 US		 MX		 BR		 AU		 JP		 CN		 IN		 RU		 TR		 IL		 MA		 ZA	
	16-29	30-50	16-29	30-50	16-29	30-50	16-29	30-50	16-29	30-50	16-29	30-50	16-29	30-50	16-29	30-50	16-29	30-50	16-29	30-50	16-29	30-50	16-29	30-50	16-29	30-50
Total	25103	7611	1001	324	1000	313	1008	316	1002	300	1000	304	1001	300	1015	302	1003	305	999	302	1000	300	1003	302	1006	300
Very important	5665 23%	1754 23%	324 32%	91 28%	206 21%	70 22%	317 31%	132 42%	151 15%	47 16%	51 5%	19 6%	104 10%	19 6%	372 37%	117 39%	73 7%	23 8%	515 52%	161 53%	379 38%	118 39%	771 77%	284 94%	530 53%	156 52%
Fairly important	5249 21%	1613 21%	225 22%	86 27%	252 25%	84 27%	252 25%	90 28%	197 20%	51 17%	119 12%	41 13%	195 19%	46 15%	296 29%	106 35%	212 21%	55 18%	222 22%	70 23%	249 25%	69 23%	147 15%	13 4%	211 21%	52 17%
Not really important	7086 28%	2219 29%	244 24%	78 24%	337 34%	123 39%	247 25%	63 20%	351 35%	99 33%	387 39%	128 42%	418 42%	154 51%	247 24%	61 20%	402 40%	112 37%	145 15%	47 16%	206 21%	60 20%	67 7%	2 1%	152 15%	48 16%
Not at all important	6400 25%	1893 25%	194 19%	65 20%	199 20%	32 10%	182 18%	31 10%	274 27%	97 32%	354 35%	98 32%	251 25%	74 25%	98 10%	17 6%	305 30%	110 36%	112 11%	21 7%	126 13%	47 16%	15 1%	1 *	105 10%	42 14%
Do not know	703 3%	132 2%	14 1%	4 1%	6 1%	4 1%	10 1%	-	29 3%	6 2%	89 9%	18 6%	33 3%	7 2%	2 *	1 *	11 1%	5 2%	5 1%	3 1%	40 4%	6 2%	3 *	2 1%	8 1%	2 1%
Total 'Important'	10914 43%	3367 44%	549 55%	177 55%	458 46%	154 49%	569 56%	222 70%	348 35%	98 33%	170 17%	60 20%	299 30%	65 22%	668 66%	223 74%	285 28%	78 26%	737 74%	231 76%	628 63%	187 62%	918 92%	297 98%	741 74%	208 69%
Total 'Not important'	13486 54%	4112 54%	438 44%	143 44%	536 54%	155 50%	429 43%	94 30%	625 62%	196 65%	741 74%	226 74%	669 67%	228 76%	345 34%	78 26%	707 70%	222 73%	257 26%	68 23%	332 33%	107 36%	82 8%	3 1%	257 26%	90 30%

This is the English version of the results of the *2011 World Youths Survey*, which were published by the French think tank *Fondation pour l'Innovation politique*. Our publications are available in French and English at [www.fondapol.org](http://www.fondapol.org).

Fieldwork dates: June-July 2010





Q2. How important do you feel that the following factors are for your identity?

Your education

[ONE ANSWER ONLY]

	TOTAL																											
	16-29	30-50	16-29	30-50	16-29	30-50	16-29	30-50	16-29	30-50	16-29	30-50	16-29	30-50	16-29	30-50	16-29	30-50	16-29	30-50	16-29	30-50	16-29	30-50	16-29	30-50	16-29	30-50
Total	25103	7611	1001	302	1002	310	1001	301	1004	306	1001	303	1004	301	1014	301	1005	305	1005	306	1008	301	1000	303	1005	300	1015	304
Very important	11462	3127	414	101	433	90	570	193	460	148	187	39	134	44	429	118	452	137	484	112	645	176	253	51	320	60	342	77
	46%	41%	41%	33%	43%	29%	57%	64%	46%	48%	19%	13%	13%	15%	42%	39%	45%	45%	48%	37%	64%	58%	25%	17%	32%	20%	34%	25%
Fairly important	9408	3044	447	156	438	162	293	83	434	132	459	130	530	156	431	121	438	138	384	135	282	88	444	137	422	156	458	148
	37%	40%	45%	52%	44%	52%	29%	28%	43%	43%	46%	43%	53%	52%	43%	40%	44%	45%	38%	44%	28%	29%	44%	45%	42%	52%	45%	49%
Not really important	2984	1080	97	35	114	46	80	17	74	26	249	100	239	82	93	34	88	23	109	53	50	25	199	83	197	68	153	56
	12%	14%	10%	12%	11%	15%	8%	6%	7%	8%	25%	33%	24%	27%	9%	11%	9%	8%	11%	17%	5%	8%	20%	27%	20%	23%	15%	18%
Not at all important	829	288	19	8	13	12	44	8	25	-	66	29	62	14	28	21	19	6	20	3	21	7	64	22	47	14	46	21
	3%	4%	2%	3%	1%	4%	4%	3%	2%	-	7%	10%	6%	5%	3%	7%	2%	2%	2%	1%	2%	2%	6%	7%	5%	5%	5%	7%
Do not know	420	72	24	2	4	-	14	-	11	-	40	5	39	5	33	7	8	1	8	3	10	5	40	10	19	2	16	2
	2%	1%	2%	1%	*	-	1%	-	1%	-	4%	2%	4%	2%	3%	2%	1%	*	1%	1%	1%	2%	4%	3%	2%	1%	2%	1%
Total 'Important'	20870	6171	861	257	871	252	863	276	894	280	646	169	664	200	860	239	890	275	868	247	927	264	697	188	742	216	800	225
	83%	81%	86%	85%	87%	81%	86%	92%	89%	92%	65%	56%	66%	66%	85%	79%	89%	90%	86%	81%	92%	88%	70%	62%	74%	72%	79%	74%
Total 'Not important'	3813	1368	116	43	127	58	124	25	99	26	315	129	301	96	121	55	107	29	129	56	71	32	263	105	244	82	199	77
	15%	18%	12%	14%	13%	19%	12%	8%	10%	8%	31%	43%	30%	32%	12%	18%	11%	10%	13%	18%	7%	11%	26%	35%	24%	27%	20%	25%













This is the English version of the results of the *2011 World Youths Survey*, which were published by the French think tank *Fondation pour l'Innovation politique*. Our publications are available in French and English at [www.fondapol.org](http://www.fondapol.org).

Fieldwork dates: June-July 2010

Q2. How important do you feel that the following factors are for your identity?

Your education

[ONE ANSWER ONLY]

	TOTAL		 US		 MX		 BR		 AU		 JP		 CN		 IN		 RU		 TR		 IL		 MA		 ZA	
	16-29	30-50	16-29	30-50	16-29	30-50	16-29	30-50	16-29	30-50	16-29	30-50	16-29	30-50	16-29	30-50	16-29	30-50	16-29	30-50	16-29	30-50	16-29	30-50	16-29	30-50
Total	25103	7611	1001	324	1000	313	1008	316	1002	300	1000	304	1001	300	1015	302	1003	305	999	302	1000	300	1003	302	1006	300
Very important	11462 46%	3127 41%	469 47%	133 41%	670 67%	197 63%	677 67%	199 63%	303 30%	84 28%	182 18%	62 20%	430 43%	117 39%	822 81%	217 72%	357 36%	61 20%	587 59%	175 58%	590 59%	144 48%	610 61%	224 74%	642 64%	168 56%
Fairly important	9408 37%	3044 40%	374 37%	126 39%	278 28%	96 31%	231 23%	88 28%	437 44%	132 44%	450 45%	137 45%	459 46%	155 52%	161 16%	70 23%	472 47%	156 51%	312 31%	98 32%	254 25%	92 31%	258 26%	56 19%	262 26%	96 32%
Not really important	2984 12%	1080 14%	123 12%	52 16%	44 4%	18 6%	53 5%	19 6%	204 20%	67 22%	240 24%	82 27%	91 9%	23 8%	17 2%	11 4%	131 13%	67 22%	79 8%	21 7%	86 9%	36 12%	98 10%	13 4%	76 8%	23 8%
Not at all important	829 3%	288 4%	24 2%	11 3%	6 1%	1 *	42 4%	9 3%	46 5%	16 5%	61 6%	14 5%	17 2%	5 2%	11 1%	4 1%	37 4%	17 6%	17 2%	5 2%	43 4%	22 7%	32 3%	7 2%	19 2%	12 4%
Do not know	420 2%	72 1%	11 1%	2 1%	2 *	1 *	5 *	1 *	12 1%	1 *	67 7%	9 3%	4 *	- -	4 *	- -	6 1%	4 1%	4 *	3 1%	27 3%	6 2%	5 *	2 1%	7 1%	1 *
Total 'Important'	20870 83%	6171 81%	843 84%	259 80%	948 95%	293 94%	908 90%	287 91%	740 74%	216 72%	632 63%	199 65%	889 89%	272 91%	983 97%	287 95%	829 83%	217 71%	899 90%	273 90%	844 84%	236 79%	868 87%	280 93%	904 90%	264 88%
Total 'Not important'	3813 15%	1368 18%	147 15%	63 19%	50 5%	19 6%	95 9%	28 9%	250 25%	83 28%	301 30%	96 32%	108 11%	28 9%	28 3%	15 5%	168 17%	84 28%	96 10%	26 9%	129 13%	58 19%	130 13%	20 7%	95 9%	35 12%

This is the English version of the results of the *2011 World Youths Survey*, which were published by the French think tank *Fondation pour l'Innovation politique*. Our publications are available in French and English at [www.fondapol.org](http://www.fondapol.org).

Fieldwork dates: June-July 2010



Q2. How important do you feel that the following factors are for your identity?

Your language

[ONE ANSWER ONLY]

	TOTAL																											
	16-29	30-50	16-29	30-50	16-29	30-50	16-29	30-50	16-29	30-50	16-29	30-50	16-29	30-50	16-29	30-50	16-29	30-50	16-29	30-50	16-29	30-50	16-29	30-50	16-29	30-50	16-29	30-50
Total	25103	7611	1001	302	1002	310	1001	301	1004	306	1001	303	1004	301	1014	301	1005	305	1005	306	1008	301	1000	303	1005	300	1015	304
Very important	8759 35%	2554 34%	263 26%	87 29%	429 43%	118 38%	456 46%	162 54%	209 21%	56 18%	308 31%	96 32%	216 22%	81 27%	347 34%	98 33%	257 26%	84 28%	399 40%	105 34%	397 39%	99 33%	257 26%	75 25%	235 23%	72 24%	332 33%	86 28%
Fairly important	10238 41%	3105 41%	519 52%	154 51%	402 40%	136 44%	353 35%	90 30%	496 49%	161 53%	442 44%	131 43%	546 54%	145 48%	387 38%	98 33%	474 47%	150 49%	450 45%	142 46%	333 33%	99 33%	426 43%	145 48%	474 47%	138 46%	420 41%	144 47%
Not really important	4593 18%	1502 20%	173 17%	53 18%	139 14%	35 11%	133 13%	40 13%	227 23%	78 25%	177 18%	59 19%	176 18%	59 20%	190 19%	72 24%	237 24%	56 18%	125 12%	55 18%	210 21%	74 25%	209 21%	70 23%	231 23%	71 24%	193 19%	58 19%
Not at all important	1037 4%	366 5%	27 3%	4 1%	23 2%	21 7%	38 4%	9 3%	55 5%	9 3%	36 4%	15 5%	40 4%	14 5%	55 5%	24 8%	25 2%	14 5%	21 2%	2 1%	55 5%	20 7%	62 6%	8 3%	43 4%	17 6%	52 5%	16 5%
Do not know	476 2%	84 1%	19 2%	4 1%	9 1%	-	21 2%	-	17 2%	2 1%	38 4%	2 1%	26 3%	2 1%	35 3%	9 3%	12 1%	1 *	10 1%	2 1%	13 1%	9 3%	46 5%	5 2%	22 2%	2 1%	18 2%	-
Total 'Important'	18997 76%	5659 74%	782 78%	241 80%	831 83%	254 82%	809 81%	252 84%	705 70%	217 71%	750 75%	227 75%	762 76%	226 75%	734 72%	196 65%	731 73%	234 77%	849 84%	247 81%	730 72%	198 66%	683 68%	220 73%	709 71%	210 70%	752 74%	230 76%
Total 'Not important'	5630 22%	1868 25%	200 20%	57 19%	162 16%	56 18%	171 17%	49 16%	282 28%	87 28%	213 21%	74 24%	216 22%	73 24%	245 24%	96 32%	262 26%	70 23%	146 15%	57 19%	265 26%	94 31%	271 27%	78 26%	274 27%	88 29%	245 24%	74 24%

This is the English version of the results of the *2011 World Youths Survey*, which were published by the French think tank *Fondation pour l'Innovation politique*. Our publications are available in French and English at [www.fondapol.org](http://www.fondapol.org).

Fieldwork dates: June-July 2010















# 2011 World Youths

Q2. How important do you feel that the following factors are for your identity?

Your language

[ONE ANSWER ONLY]

	TOTAL		 US		 MX		 BR		 AU		 JP		 CN		 IN		 RU		 TR		 IL		 MA		 ZA	
	16-29	30-50	16-29	30-50	16-29	30-50	16-29	30-50	16-29	30-50	16-29	30-50	16-29	30-50	16-29	30-50	16-29	30-50	16-29	30-50	16-29	30-50	16-29	30-50	16-29	30-50
Total	25103	7611	1001	324	1000	313	1008	316	1002	300	1000	304	1001	300	1015	302	1003	305	999	302	1000	300	1003	302	1006	300
Very important	8759 35%	2554 34%	304 30%	102 31%	418 42%	108 35%	427 42%	138 44%	205 20%	69 23%	177 18%	45 15%	303 30%	56 19%	496 49%	126 42%	248 25%	44 14%	574 57%	170 56%	496 50%	128 43%	582 58%	216 72%	424 42%	133 44%
Fairly important	10238 41%	3105 41%	390 39%	132 41%	379 38%	118 38%	356 35%	117 37%	441 44%	134 45%	452 45%	136 45%	488 49%	168 56%	364 36%	108 36%	472 47%	134 44%	270 27%	80 26%	285 29%	90 30%	265 26%	57 19%	354 35%	98 33%
Not really important	4593 18%	1502 20%	231 23%	64 20%	177 18%	69 22%	169 17%	44 14%	280 28%	77 26%	241 24%	100 33%	176 18%	64 21%	130 13%	60 20%	216 22%	90 30%	118 12%	38 13%	135 14%	45 15%	117 12%	20 7%	183 18%	51 17%
Not at all important	1037 4%	366 5%	62 6%	23 7%	24 2%	17 5%	45 4%	13 4%	58 6%	19 6%	66 7%	13 4%	29 3%	11 4%	17 2%	7 2%	56 6%	33 11%	30 3%	10 3%	43 4%	24 8%	36 4%	8 3%	39 4%	15 5%
Do not know	476 2%	84 1%	14 1%	3 1%	2 *	1 *	11 1%	4 1%	18 2%	1 *	64 6%	10 3%	5 *	1 *	8 1%	1 *	11 1%	4 1%	7 1%	4 1%	41 4%	13 4%	3 *	1 *	6 1%	3 1%
Total 'Important'	18997 76%	5659 74%	694 69%	234 72%	797 80%	226 72%	783 78%	255 81%	646 64%	203 68%	629 63%	181 60%	791 79%	224 75%	860 85%	234 77%	720 72%	178 58%	844 84%	250 83%	781 78%	218 73%	847 84%	273 90%	778 77%	231 77%
Total 'Not important'	5630 22%	1868 25%	293 29%	87 27%	201 20%	86 27%	214 21%	57 18%	338 34%	96 32%	307 31%	113 37%	205 20%	75 25%	147 14%	67 22%	272 27%	123 40%	148 15%	48 16%	178 18%	69 23%	153 15%	28 9%	222 22%	66 22%

This is the English version of the results of the *2011 World Youths Survey*, which were published by the French think tank *Fondation pour l'Innovation politique*. Our publications are available in French and English at [www.fondapol.org](http://www.fondapol.org).

Fieldwork dates: June-July 2010







Q2. How important do you feel that the following factors are for your identity?

Your family

[ONE ANSWER ONLY]

	TOTAL																											
	16-29	30-50	16-29	30-50	16-29	30-50	16-29	30-50	16-29	30-50	16-29	30-50	16-29	30-50	16-29	30-50	16-29	30-50	16-29	30-50	16-29	30-50	16-29	30-50	16-29	30-50	16-29	30-50
Total	25103	7611	1001	302	1002	310	1001	301	1004	306	1001	303	1004	301	1014	301	1005	305	1005	306	1008	301	1000	303	1005	300	1015	304
Very important	14599 58%	4867 64%	540 54%	199 66%	574 57%	196 63%	637 64%	225 75%	491 49%	184 60%	548 55%	186 61%	508 51%	203 67%	596 59%	180 60%	529 53%	188 62%	729 73%	250 82%	641 64%	200 66%	500 50%	181 60%	495 49%	164 55%	559 55%	179 59%
Fairly important	7342 29%	2073 27%	322 32%	77 25%	310 31%	83 27%	230 23%	56 19%	367 37%	103 34%	327 33%	89 29%	375 37%	84 28%	269 27%	72 24%	364 36%	93 30%	207 21%	51 17%	261 26%	76 25%	330 33%	94 31%	361 36%	107 36%	317 31%	100 33%
Not really important	2136 9%	453 6%	102 10%	13 4%	92 9%	22 7%	86 9%	13 4%	106 11%	16 5%	74 7%	23 8%	75 7%	11 4%	90 9%	24 8%	83 8%	18 6%	45 4%	4 1%	69 7%	17 6%	101 10%	20 7%	102 10%	19 6%	97 9%	20 7%
Not at all important	653 3%	157 2%	18 2%	10 3%	20 2%	7 2%	32 3%	7 2%	29 3%	2 1%	22 2%	3 1%	23 2%	2 1%	29 3%	16 5%	22 2%	5 2%	16 2%	1 *	25 2%	2 1%	32 3%	4 1%	32 3%	8 3%	26 3%	5 2%
Do not know	373 1%	61 1%	19 2%	3 1%	6 1%	2 1%	16 2%	-	11 1%	1 *	30 3%	2 1%	23 2%	1 *	30 3%	9 3%	7 1%	1 *	8 1%	-	12 1%	6 2%	37 4%	4 1%	15 1%	2 1%	16 2%	-
Total 'Important'	21941 87%	6940 91%	862 86%	276 91%	884 88%	279 90%	867 87%	281 93%	858 85%	287 94%	875 87%	275 91%	883 88%	287 95%	865 85%	252 84%	893 89%	281 92%	936 93%	301 98%	902 89%	276 92%	830 83%	275 91%	856 85%	271 90%	876 86%	279 92%
Total 'Not important'	2789 11%	610 8%	120 12%	23 8%	112 11%	29 9%	118 12%	20 7%	135 13%	18 6%	96 10%	26 9%	98 10%	13 4%	119 12%	40 13%	105 10%	23 8%	61 6%	5 2%	94 9%	19 6%	133 13%	24 8%	134 13%	27 9%	123 12%	25 8%













This is the English version of the results of the *2011 World Youths Survey*, which were published by the French think tank *Fondation pour l'Innovation politique*. Our publications are available in French and English at [www.fondapol.org](http://www.fondapol.org).

Fieldwork dates: June-July 2010

Q2. How important do you feel that the following factors are for your identity?

Your family

[ONE ANSWER ONLY]

	TOTAL		 US		 MX		 BR		 AU		 JP		 CN		 IN		 RU		 TR		 IL		 MA		 ZA	
	16-29	30-50	16-29	30-50	16-29	30-50	16-29	30-50	16-29	30-50	16-29	30-50	16-29	30-50	16-29	30-50	16-29	30-50	16-29	30-50	16-29	30-50	16-29	30-50	16-29	30-50
Total	25103	7611	1001	324	1000	313	1008	316	1002	300	1000	304	1001	300	1015	302	1003	305	999	302	1000	300	1003	302	1006	300
Very important	14599 58%	4867 64%	574 57%	206 64%	702 70%	240 77%	715 71%	256 81%	518 52%	185 62%	331 33%	108 36%	536 54%	137 46%	758 75%	218 72%	428 43%	121 40%	703 70%	221 73%	630 63%	183 61%	684 68%	245 81%	673 67%	212 71%
Fairly important	7342 29%	2073 27%	317 32%	93 29%	228 23%	64 20%	198 20%	40 13%	342 34%	92 31%	397 40%	130 43%	376 38%	143 48%	204 20%	65 22%	399 40%	137 45%	222 22%	64 21%	194 19%	66 22%	195 19%	38 13%	230 23%	56 19%
Not really important	2136 9%	453 6%	80 8%	20 6%	60 6%	7 2%	62 6%	11 3%	103 10%	17 6%	159 16%	51 17%	70 7%	20 7%	41 4%	18 6%	127 13%	33 11%	51 5%	8 3%	99 10%	20 7%	90 9%	14 5%	72 7%	14 5%
Not at all important	653 3%	157 2%	21 2%	4 1%	9 1%	1 *	27 3%	9 3%	27 3%	5 2%	56 6%	7 2%	14 1%	- -	10 1%	1 *	43 4%	8 3%	19 2%	6 2%	47 5%	25 8%	30 3%	4 1%	24 2%	15 5%
Do not know	373 1%	61 1%	9 1%	1 *	1 *	1 *	6 1%	- -	12 1%	1 *	57 6%	8 3%	5 *	- -	2 *	- -	6 1%	6 2%	4 *	3 1%	30 3%	6 2%	4 *	1 *	7 1%	3 1%
Total 'Important'	21941 87%	6940 91%	891 89%	299 92%	930 93%	304 97%	913 91%	296 94%	860 86%	277 92%	728 73%	238 78%	912 91%	280 93%	962 95%	283 94%	827 82%	258 85%	925 93%	285 94%	824 82%	249 83%	879 88%	283 94%	903 90%	268 89%
Total 'Not important'	2789 11%	610 8%	101 10%	24 7%	69 7%	8 3%	89 9%	20 6%	130 13%	22 7%	215 22%	58 19%	84 8%	20 7%	51 5%	19 6%	170 17%	41 13%	70 7%	14 5%	146 15%	45 15%	120 12%	18 6%	96 10%	29 10%

This is the English version of the results of the *2011 World Youths Survey*, which were published by the French think tank *Fondation pour l'Innovation politique*. Our publications are available in French and English at [www.fondapol.org](http://www.fondapol.org).

Fieldwork dates: June-July 2010



Q2. How important do you feel that the following factors are for your identity?

Your friends

[ONE ANSWER ONLY]

	TOTAL																											
	16-29	30-50	16-29	30-50	16-29	30-50	16-29	30-50	16-29	30-50	16-29	30-50	16-29	30-50	16-29	30-50	16-29	30-50	16-29	30-50	16-29	30-50	16-29	30-50	16-29	30-50	16-29	30-50
Total	25103	7611	1001	302	1002	310	1001	301	1004	306	1001	303	1004	301	1014	301	1005	305	1005	306	1008	301	1000	303	1005	300	1015	304
Very important	10912	3029	460	151	465	114	445	119	375	117	485	142	416	141	500	127	354	125	573	154	444	120	449	123	416	117	431	121
	43%	40%	46%	50%	46%	37%	44%	40%	37%	38%	48%	47%	41%	47%	49%	42%	35%	41%	57%	50%	44%	40%	45%	41%	41%	39%	42%	40%
Fairly important	10042	3282	424	121	384	113	346	137	474	148	360	117	482	135	345	118	449	132	334	119	372	120	371	133	437	130	430	149
	40%	43%	42%	40%	38%	36%	35%	46%	47%	48%	36%	39%	48%	45%	34%	39%	45%	43%	33%	39%	37%	40%	37%	44%	43%	43%	42%	49%
Not really important	2977	993	82	19	116	63	144	34	123	37	100	35	67	16	112	40	167	39	67	27	135	44	103	38	108	42	115	28
	12%	13%	8%	6%	12%	20%	14%	11%	12%	12%	10%	12%	7%	5%	11%	13%	17%	13%	7%	9%	13%	15%	10%	13%	11%	14%	11%	9%
Not at all important	752	229	14	7	29	19	52	11	18	4	18	6	17	6	35	9	23	8	18	2	42	10	34	5	27	9	22	6
	3%	3%	1%	2%	3%	6%	5%	4%	2%	1%	2%	2%	2%	2%	3%	3%	2%	3%	2%	1%	4%	3%	3%	2%	3%	3%	2%	2%
Do not know	420	78	21	4	8	1	14	-	14	-	38	3	22	3	22	7	12	1	13	4	15	7	43	4	17	2	17	-
	2%	1%	2%	1%	1%	*	1%	-	1%	-	4%	1%	2%	1%	2%	2%	1%	*	1%	1%	1%	2%	4%	1%	2%	1%	2%	-
Total 'Important'	20954	6311	884	272	849	227	791	256	849	265	845	259	898	276	845	245	803	257	907	273	816	240	820	256	853	247	861	270
	83%	83%	88%	90%	85%	73%	79%	85%	85%	87%	84%	85%	89%	92%	83%	81%	80%	84%	90%	89%	81%	80%	82%	84%	85%	82%	85%	89%
Total 'Not important'	3729	1222	96	26	145	82	196	45	141	41	118	41	84	22	147	49	190	47	85	29	177	54	137	43	135	51	137	34
	15%	16%	10%	9%	14%	26%	20%	15%	14%	13%	12%	14%	8%	7%	14%	16%	19%	15%	8%	9%	18%	18%	14%	14%	13%	17%	13%	11%

This is the English version of the results of the *2011 World Youths Survey*, which were published by the French think tank *Fondation pour l'Innovation politique*. Our publications are available in French and English at [www.fondapol.org](http://www.fondapol.org).

Fieldwork dates: June-July 2010















# 2011 World Youths

Q2. How important do you feel that the following factors are for your identity?

Your friends

[ONE ANSWER ONLY]

	TOTAL		 US		 MX		 BR		 AU		 JP		 CN		 IN		 RU		 TR		 IL		 MA		 ZA	
	16-29	30-50	16-29	30-50	16-29	30-50	16-29	30-50	16-29	30-50	16-29	30-50	16-29	30-50	16-29	30-50	16-29	30-50	16-29	30-50	16-29	30-50	16-29	30-50	16-29	30-50
Total	25103	7611	1001	324	1000	313	1008	316	1002	300	1000	304	1001	300	1015	302	1003	305	999	302	1000	300	1003	302	1006	300
Very important	10912 43%	3029 40%	448 45%	136 42%	409 41%	92 29%	526 52%	183 58%	415 41%	119 40%	267 27%	66 22%	393 39%	62 21%	508 50%	143 47%	308 31%	70 23%	432 43%	130 43%	541 54%	148 49%	354 35%	99 33%	498 50%	110 37%
Fairly important	10042 40%	3282 43%	412 41%	134 41%	434 43%	166 53%	324 32%	90 28%	437 44%	145 48%	438 44%	139 46%	519 52%	196 65%	391 39%	122 40%	459 46%	151 50%	419 42%	135 45%	264 26%	85 28%	375 37%	123 41%	362 36%	124 41%
Not really important	2977 12%	993 13%	107 11%	43 13%	137 14%	49 16%	113 11%	31 10%	115 11%	31 10%	172 17%	79 26%	74 7%	41 14%	92 9%	33 11%	179 18%	62 20%	120 12%	25 8%	121 12%	38 13%	201 20%	52 17%	107 11%	47 16%
Not at all important	752 3%	229 3%	23 2%	8 2%	18 2%	5 2%	38 4%	11 3%	22 2%	4 1%	65 7%	9 3%	12 1%	1 *	20 2%	4 1%	48 5%	15 5%	24 2%	9 3%	38 4%	23 8%	61 6%	21 7%	34 3%	17 6%
Do not know	420 2%	78 1%	11 1%	3 1%	2 *	1 *	7 1%	1 *	13 1%	1 *	58 6%	11 4%	3 *	- -	4 *	- -	9 1%	7 2%	4 *	3 1%	36 4%	6 2%	12 1%	7 2%	5 *	2 1%
Total 'Important'	20954 83%	6311 83%	860 86%	270 83%	843 84%	258 82%	850 84%	273 86%	852 85%	264 88%	705 71%	205 67%	912 91%	258 86%	899 89%	265 88%	767 76%	221 72%	851 85%	265 88%	805 81%	233 78%	729 73%	222 74%	860 85%	234 78%
Total 'Not important'	3729 15%	1222 16%	130 13%	51 16%	155 16%	54 17%	151 15%	42 13%	137 14%	35 12%	237 24%	88 29%	86 9%	42 14%	112 11%	37 12%	227 23%	77 25%	144 14%	34 11%	159 16%	61 20%	262 26%	73 24%	141 14%	64 21%

This is the English version of the results of the *2011 World Youths Survey*, which were published by the French think tank *Fondation pour l'Innovation politique*. Our publications are available in French and English at [www.fondapol.org](http://www.fondapol.org).

Fieldwork dates: June-July 2010





Q2. How important do you feel that the following factors are for your identity?

Your age

[ONE ANSWER ONLY]

	TOTAL																											
	16-29	30-50	16-29	30-50	16-29	30-50	16-29	30-50	16-29	30-50	16-29	30-50	16-29	30-50	16-29	30-50	16-29	30-50	16-29	30-50	16-29	30-50	16-29	30-50	16-29	30-50	16-29	30-50
Total	25103	7611	1001	302	1002	310	1001	301	1004	306	1001	303	1004	301	1014	301	1005	305	1005	306	1008	301	1000	303	1005	300	1015	304
Very important	5790 23%	1343 18%	145 14%	35 12%	149 15%	29 9%	251 25%	52 17%	167 17%	40 13%	171 17%	31 10%	146 15%	35 12%	204 20%	42 14%	216 21%	57 19%	267 27%	70 23%	319 32%	79 26%	174 17%	32 11%	180 18%	32 11%	212 21%	48 16%
Fairly important	9651 38%	2719 36%	379 38%	108 36%	357 36%	109 35%	390 39%	124 41%	437 44%	129 42%	397 40%	95 31%	405 40%	88 29%	363 36%	91 30%	490 49%	139 46%	446 44%	131 43%	382 38%	107 36%	406 41%	110 36%	441 44%	102 34%	417 41%	121 40%
Not really important	7404 29%	2694 35%	377 38%	117 39%	376 38%	121 39%	267 27%	103 34%	334 33%	117 38%	329 33%	149 49%	328 33%	124 41%	343 34%	115 38%	241 24%	84 28%	239 24%	82 27%	220 22%	88 29%	311 31%	126 42%	312 31%	124 41%	281 28%	100 33%
Not at all important	1773 7%	767 10%	75 7%	38 13%	106 11%	47 15%	80 8%	21 7%	51 5%	20 7%	61 6%	22 7%	97 10%	50 17%	77 8%	47 16%	42 4%	24 8%	35 3%	17 6%	66 7%	20 7%	65 7%	29 10%	56 6%	37 12%	85 8%	34 11%
Do not know	485 2%	88 1%	25 2%	4 1%	14 1%	4 1%	13 1%	1 *	15 1%	- -	43 4%	6 2%	28 3%	4 1%	27 3%	6 2%	16 2%	1 *	18 2%	6 2%	21 2%	7 2%	44 4%	6 2%	16 2%	5 2%	20 2%	1 *
Total 'Important'	15441 62%	4062 53%	524 52%	143 47%	506 50%	138 45%	641 64%	176 58%	604 60%	169 55%	568 57%	126 42%	551 55%	123 41%	567 56%	133 44%	706 70%	196 64%	713 71%	201 66%	701 70%	186 62%	580 58%	142 47%	621 62%	134 45%	629 62%	169 56%
Total 'Not important'	9177 37%	3461 45%	452 45%	155 51%	482 48%	168 54%	347 35%	124 41%	385 38%	137 45%	390 39%	171 56%	425 42%	174 58%	420 41%	162 54%	283 28%	108 35%	274 27%	99 32%	286 28%	108 36%	376 38%	155 51%	368 37%	161 54%	366 36%	134 44%

This is the English version of the results of the *2011 World Youths Survey*, which were published by the French think tank *Fondation pour l'Innovation politique*. Our publications are available in French and English at [www.fondapol.org](http://www.fondapol.org).

Fieldwork dates: June-July 2010







Q2. How important do you feel that the following factors are for your identity?

Your age

[ONE ANSWER ONLY]

	TOTAL		US		MX		BR		AU		JP		CN		IN		RU		TR		IL		MA		ZA	
	16-29	30-50	16-29	30-50	16-29	30-50	16-29	30-50	16-29	30-50	16-29	30-50	16-29	30-50	16-29	30-50	16-29	30-50	16-29	30-50	16-29	30-50	16-29	30-50	16-29	30-50
Total	25103	7611	1001	324	1000	313	1008	316	1002	300	1000	304	1001	300	1015	302	1003	305	999	302	1000	300	1003	302	1006	300
Very important	5790 23%	1343 18%	266 27%	58 18%	262 26%	51 16%	346 34%	116 37%	178 18%	36 12%	92 9%	18 6%	179 18%	39 13%	461 45%	114 38%	144 14%	28 9%	258 26%	63 21%	336 34%	78 26%	427 43%	109 36%	240 24%	51 17%
Fairly important	9651 38%	2719 36%	398 40%	111 34%	348 35%	117 37%	376 37%	112 35%	414 41%	111 37%	363 36%	96 32%	430 43%	137 46%	387 38%	119 39%	412 41%	96 31%	302 30%	80 26%	313 31%	102 34%	277 28%	78 26%	321 32%	106 35%
Not really important	7404 29%	2694 35%	256 26%	120 37%	317 32%	117 37%	218 22%	71 22%	331 33%	116 39%	361 36%	151 50%	324 32%	112 37%	146 14%	53 18%	347 35%	132 43%	351 35%	120 40%	239 24%	77 26%	207 21%	63 21%	349 35%	112 37%
Not at all important	1773 7%	767 10%	71 7%	33 10%	71 7%	27 9%	60 6%	17 5%	62 6%	32 11%	111 11%	29 10%	65 6%	12 4%	16 2%	16 5%	95 9%	45 15%	83 8%	35 12%	77 8%	41 14%	78 8%	44 15%	88 9%	30 10%
Do not know	485 2%	88 1%	10 1%	2 1%	2 *	1 *	8 1%	- -	17 2%	5 2%	73 7%	10 3%	3 *	- -	5 *	- -	5 *	4 1%	5 1%	4 1%	35 4%	2 1%	14 1%	8 3%	8 1%	1 *
Total 'Important'	15441 62%	4062 53%	664 66%	169 52%	610 61%	168 54%	722 72%	228 72%	592 59%	147 49%	455 46%	114 38%	609 61%	176 59%	848 84%	233 77%	556 55%	124 41%	560 56%	143 47%	649 65%	180 60%	704 70%	187 62%	561 56%	157 52%
Total 'Not important'	9177 37%	3461 45%	327 33%	153 47%	388 39%	144 46%	278 28%	88 28%	393 39%	148 49%	472 47%	180 59%	389 39%	124 41%	162 16%	69 23%	442 44%	177 58%	434 43%	155 51%	316 32%	118 39%	285 28%	107 35%	437 43%	142 47%

This is the English version of the results of the *2011 World Youths Survey*, which were published by the French think tank *Fondation pour l'Innovation politique*. Our publications are available in French and English at [www.fondapol.org](http://www.fondapol.org).

Fieldwork dates: June-July 2010



# 2011 World Youths

Q2. How important do you feel that the following factors are for your identity?

Your profession

[ONE ANSWER ONLY]

	TOTAL																											
	16-29	30-50	16-29	30-50	16-29	30-50	16-29	30-50	16-29	30-50	16-29	30-50	16-29	30-50	16-29	30-50	16-29	30-50	16-29	30-50	16-29	30-50	16-29	30-50	16-29	30-50	16-29	30-50
Total	25103	7611	1001	302	1002	310	1001	301	1004	306	1001	303	1004	301	1014	301	1005	305	1005	306	1008	301	1000	303	1005	300	1015	304
Very important	7499 30%	1896 25%	253 25%	69 23%	287 29%	58 19%	265 26%	52 17%	208 21%	70 23%	180 18%	43 14%	184 18%	61 20%	266 26%	67 22%	236 23%	59 19%	293 29%	67 22%	427 42%	106 35%	196 20%	44 15%	208 21%	31 10%	264 26%	68 22%
Fairly important	10329 41%	3198 42%	476 48%	135 45%	434 43%	155 50%	399 40%	138 46%	469 47%	141 46%	421 42%	141 47%	527 52%	132 44%	395 39%	117 39%	475 47%	153 50%	453 45%	147 48%	353 35%	131 44%	366 44%	120 40%	444 44%	116 39%	464 46%	122 40%
Not really important	5115 20%	1814 24%	209 21%	74 25%	214 21%	72 23%	236 24%	98 33%	250 25%	76 25%	265 26%	88 29%	197 20%	71 24%	246 24%	81 27%	228 23%	63 21%	186 19%	66 22%	148 15%	40 13%	267 27%	92 30%	262 26%	101 34%	193 19%	88 29%
Not at all important	1293 5%	538 7%	38 4%	19 6%	43 4%	22 7%	80 8%	12 4%	55 5%	17 6%	65 6%	24 8%	46 5%	23 8%	62 6%	28 9%	41 4%	25 8%	37 4%	17 6%	43 4%	17 6%	72 7%	29 10%	65 6%	44 15%	57 6%	19 6%
Do not know	867 3%	165 2%	25 2%	5 2%	24 2%	3 1%	21 2%	1 *	22 2%	2 1%	70 7%	7 2%	50 5%	14 5%	45 4%	8 3%	25 2%	5 2%	36 4%	9 3%	37 4%	7 2%	99 10%	18 6%	26 3%	8 3%	37 4%	7 2%
Total 'Important'	17828 71%	5094 67%	729 73%	204 68%	721 72%	213 69%	664 66%	190 63%	677 67%	211 69%	601 60%	184 61%	711 71%	193 64%	661 65%	184 61%	711 71%	212 70%	746 74%	214 70%	780 77%	237 79%	562 56%	164 54%	652 65%	147 49%	728 72%	190 63%
Total 'Not important'	6408 26%	2352 31%	247 25%	93 31%	257 26%	94 30%	316 32%	110 37%	305 30%	93 30%	330 33%	112 37%	243 24%	94 31%	308 30%	109 36%	269 27%	88 29%	223 22%	83 27%	191 19%	57 19%	339 34%	121 40%	327 33%	145 48%	250 25%	107 35%

This is the English version of the results of the *2011 World Youths Survey*, which were published by the French think tank *Fondation pour l'Innovation politique*. Our publications are available in French and English at [www.fondapol.org](http://www.fondapol.org).

Fieldwork dates: June-July 2010





# 2011 World Youths

Q2. How important do you feel that the following factors are for your identity?

Your profession

[ONE ANSWER ONLY]

	TOTAL		US		MX		BR		AU		JP		CN		IN		RU		TR		IL		MA		ZA	
	16-29	30-50	16-29	30-50	16-29	30-50	16-29	30-50	16-29	30-50	16-29	30-50	16-29	30-50	16-29	30-50	16-29	30-50	16-29	30-50	16-29	30-50	16-29	30-50	16-29	30-50
Total	25103	7611	1001	324	1000	313	1008	316	1002	300	1000	304	1001	300	1015	302	1003	305	999	302	1000	300	1003	302	1006	300
Very important	7499 30%	1896 25%	267 27%	78 24%	348 35%	102 33%	473 47%	149 47%	199 20%	43 14%	110 11%	25 8%	270 27%	59 20%	639 63%	166 55%	244 24%	45 15%	429 43%	109 36%	420 42%	118 39%	459 46%	113 37%	374 37%	94 31%
Fairly important	10329 41%	3198 42%	397 40%	122 38%	420 42%	148 47%	348 35%	117 37%	449 45%	128 43%	367 37%	94 31%	515 51%	175 58%	307 30%	101 33%	478 48%	144 47%	361 36%	113 37%	331 33%	94 31%	283 28%	91 30%	397 39%	123 41%
Not really important	5115 20%	1814 24%	227 23%	91 28%	178 18%	55 18%	123 12%	32 10%	269 27%	90 30%	312 31%	139 46%	181 18%	58 19%	53 5%	24 8%	208 21%	82 27%	151 15%	59 20%	150 15%	56 19%	176 18%	49 16%	186 18%	69 23%
Not at all important	1293 5%	538 7%	65 6%	26 8%	45 5%	7 2%	37 4%	11 3%	56 6%	33 11%	114 11%	30 10%	28 3%	8 3%	7 1%	8 3%	61 6%	29 10%	45 5%	13 4%	45 5%	27 9%	47 5%	38 13%	39 4%	12 4%
Do not know	867 3%	165 2%	45 4%	7 2%	9 1%	1 *	27 3%	7 2%	29 3%	6 2%	97 10%	16 5%	7 1%	- -	9 1%	3 1%	12 1%	5 2%	13 1%	8 3%	54 5%	5 2%	38 4%	11 4%	10 1%	2 1%
Total 'Important'	17828 71%	5094 67%	664 66%	200 62%	768 77%	250 80%	821 81%	266 84%	648 65%	171 57%	477 48%	119 39%	785 78%	234 78%	946 93%	267 88%	722 72%	189 62%	790 79%	222 74%	751 75%	212 71%	742 74%	204 68%	771 77%	217 72%
Total 'Not important'	6408 26%	2352 31%	292 29%	117 36%	223 22%	62 20%	160 16%	43 14%	325 32%	123 41%	426 43%	169 56%	209 21%	66 22%	60 6%	32 11%	269 27%	111 36%	196 20%	72 24%	195 20%	83 28%	223 22%	87 29%	225 22%	81 27%

This is the English version of the results of the *2011 World Youths Survey*, which were published by the French think tank *Fondation pour l'Innovation politique*. Our publications are available in French and English at [www.fondapol.org](http://www.fondapol.org).

Fieldwork dates: June-July 2010





# 2011 World Youths

Q2. How important do you feel that the following factors are for your identity?

Your sexual orientation

[ONE ANSWER ONLY]

	TOTAL																											
	16-29	30-50	16-29	30-50	16-29	30-50	16-29	30-50	16-29	30-50	16-29	30-50	16-29	30-50	16-29	30-50	16-29	30-50	16-29	30-50	16-29	30-50	16-29	30-50	16-29	30-50	16-29	30-50
Total	25103	7611	1001	302	1002	310	1001	301	1004	306	1001	303	1004	301	1014	301	1005	305	1005	306	1008	301	1000	303	1005	300	1015	304
Very important	7358 29%	1949 26%	235 23%	67 22%	278 28%	47 15%	194 19%	46 15%	154 15%	29 9%	309 31%	80 26%	212 21%	76 25%	377 37%	105 35%	222 22%	67 22%	423 42%	86 28%	433 43%	95 32%	217 22%	62 20%	156 16%	38 13%	253 25%	75 25%
Fairly important	7668 31%	2335 31%	392 39%	119 39%	338 34%	102 33%	347 35%	121 40%	266 26%	81 26%	348 35%	101 33%	342 34%	86 29%	308 30%	75 25%	370 37%	93 30%	317 32%	121 40%	246 24%	80 27%	263 26%	69 23%	301 30%	82 27%	302 30%	92 30%
Not really important	6111 24%	2068 27%	249 25%	83 27%	229 23%	76 25%	296 30%	92 31%	335 33%	132 43%	211 21%	93 31%	258 26%	88 29%	196 19%	67 22%	263 26%	92 30%	182 18%	67 22%	177 18%	69 23%	302 30%	97 32%	348 35%	108 36%	289 28%	81 27%
Not at all important	3144 13%	1091 14%	97 10%	28 9%	131 13%	75 24%	106 11%	31 10%	233 23%	63 21%	83 8%	22 7%	149 15%	50 17%	92 9%	41 14%	136 14%	49 16%	66 7%	28 9%	117 12%	48 16%	155 16%	66 22%	175 17%	66 22%	146 14%	55 18%
Do not know	822 3%	168 2%	28 3%	5 2%	26 3%	10 3%	58 6%	11 4%	16 2%	1 *	50 5%	7 2%	43 4%	1 *	41 4%	13 4%	14 1%	4 1%	17 2%	4 1%	35 3%	9 3%	63 6%	9 3%	25 2%	6 2%	25 2%	1 *
Total 'Important'	15026 60%	4284 56%	627 63%	186 62%	616 61%	149 48%	541 54%	167 55%	420 42%	110 36%	657 66%	181 60%	554 55%	162 54%	685 68%	180 60%	592 59%	160 52%	740 74%	207 68%	679 67%	175 58%	480 48%	131 43%	457 45%	120 40%	555 55%	167 55%
Total 'Not important'	9255 37%	3159 42%	346 35%	111 37%	360 36%	151 49%	402 40%	123 41%	568 57%	195 64%	294 29%	115 38%	407 41%	138 46%	288 28%	108 36%	399 40%	141 46%	248 25%	95 31%	294 29%	117 39%	457 46%	163 54%	523 52%	174 58%	435 43%	136 45%

This is the English version of the results of the *2011 World Youths Survey*, which were published by the French think tank *Fondation pour l'Innovation politique*. Our publications are available in French and English at [www.fondapol.org](http://www.fondapol.org).

Fieldwork dates: June-July 2010





# 2011 World Youths

Q2. How important do you feel that the following factors are for your identity?

Your sexual orientation

[ONE ANSWER ONLY]

	TOTAL		US		MX		BR		AU		JP		CN		IN		RU		TR		IL		MA		ZA	
	16-29	30-50	16-29	30-50	16-29	30-50	16-29	30-50	16-29	30-50	16-29	30-50	16-29	30-50	16-29	30-50	16-29	30-50	16-29	30-50	16-29	30-50	16-29	30-50	16-29	30-50
Total	25103	7611	1001	324	1000	313	1008	316	1002	300	1000	304	1001	300	1015	302	1003	305	999	302	1000	300	1003	302	1006	300
Very important	7358 29%	1949 26%	300 30%	91 28%	320 32%	92 29%	469 47%	167 53%	161 16%	46 15%	93 9%	22 7%	298 30%	48 16%	443 44%	106 35%	268 27%	56 18%	415 42%	142 47%	398 40%	103 34%	390 39%	99 33%	340 34%	104 35%
Fairly important	7668 31%	2335 31%	281 28%	86 27%	249 25%	84 27%	237 24%	83 26%	329 33%	85 28%	336 34%	77 25%	391 39%	147 49%	324 32%	109 36%	287 29%	85 28%	291 29%	95 31%	227 23%	86 29%	278 28%	77 25%	298 30%	99 33%
Not really important	6111 24%	2068 27%	270 27%	91 28%	256 26%	87 28%	178 18%	41 13%	335 33%	98 33%	349 35%	157 52%	212 21%	76 25%	168 17%	61 20%	261 26%	85 28%	168 17%	45 15%	173 17%	51 17%	171 17%	60 20%	235 23%	71 24%
Not at all important	3144 13%	1091 14%	126 13%	53 16%	168 17%	48 15%	114 11%	24 8%	157 16%	64 21%	111 11%	31 10%	85 8%	27 9%	60 6%	23 8%	169 17%	68 22%	102 10%	14 5%	147 15%	52 17%	104 10%	42 14%	115 11%	23 8%
Do not know	822 3%	168 2%	24 2%	3 1%	7 1%	2 1%	10 1%	1 *	20 2%	7 2%	111 11%	17 6%	15 1%	2 1%	20 2%	3 1%	18 2%	11 4%	23 2%	6 2%	55 6%	8 3%	60 6%	24 8%	18 2%	3 1%
Total 'Important'	15026 60%	4284 56%	581 58%	177 55%	569 57%	176 56%	706 70%	250 79%	490 49%	131 44%	429 43%	99 33%	689 69%	195 65%	767 76%	215 71%	555 55%	141 46%	706 71%	237 78%	625 63%	189 63%	668 67%	176 58%	638 63%	203 68%
Total 'Not important'	9255 37%	3159 42%	396 40%	144 44%	424 42%	135 43%	292 29%	65 21%	492 49%	162 54%	460 46%	188 62%	297 30%	103 34%	228 22%	84 28%	430 43%	153 50%	270 27%	59 20%	320 32%	103 34%	275 27%	102 34%	350 35%	94 31%

This is the English version of the results of the *2011 World Youths Survey*, which were published by the French think tank *Fondation pour l'Innovation politique*. Our publications are available in French and English at [www.fondapol.org](http://www.fondapol.org).

Fieldwork dates: June-July 2010





Q2. How important do you feel that the following factors are for your identity?

The district where you live

[ONE ANSWER ONLY]

	TOTAL																											
	16-29	30-50	16-29	30-50	16-29	30-50	16-29	30-50	16-29	30-50	16-29	30-50	16-29	30-50	16-29	30-50	16-29	30-50	16-29	30-50	16-29	30-50	16-29	30-50	16-29	30-50	16-29	30-50
Total	25103	7611	1001	302	1002	310	1001	301	1004	306	1001	303	1004	301	1014	301	1005	305	1005	306	1008	301	1000	303	1005	300	1015	304
Very important	4495 18%	1274 17%	183 18%	67 22%	168 17%	42 14%	226 23%	44 15%	90 9%	22 7%	182 18%	66 22%	128 13%	70 23%	266 26%	70 23%	106 11%	36 12%	125 12%	33 11%	184 18%	40 13%	138 14%	45 15%	111 11%	25 8%	138 14%	45 15%
Fairly important	8670 35%	2819 37%	457 46%	146 48%	395 39%	111 36%	372 37%	125 42%	296 29%	107 35%	422 42%	118 39%	347 35%	129 43%	422 42%	110 37%	349 35%	121 40%	340 34%	108 35%	272 27%	88 29%	313 31%	108 36%	374 37%	120 40%	342 34%	121 40%
Not really important	8313 33%	2496 33%	270 27%	63 21%	324 32%	102 33%	283 28%	109 36%	432 43%	130 42%	271 27%	92 30%	357 36%	67 22%	242 24%	90 30%	395 39%	103 34%	379 38%	121 40%	346 34%	101 34%	364 36%	110 36%	383 38%	119 40%	352 35%	96 32%
Not at all important	3057 12%	932 12%	71 7%	23 8%	106 11%	51 16%	102 10%	23 8%	171 17%	47 15%	80 8%	23 8%	138 14%	32 11%	56 6%	19 6%	139 14%	43 14%	141 14%	40 13%	182 18%	64 21%	130 13%	34 11%	119 12%	32 11%	166 16%	42 14%
Do not know	568 2%	90 1%	20 2%	3 1%	9 1%	4 1%	18 2%	-	15 1%	-	46 5%	4 1%	34 3%	3 1%	28 3%	12 4%	16 2%	2 1%	20 2%	4 1%	24 2%	8 3%	55 6%	6 2%	18 2%	4 1%	17 2%	-
Total 'Important'	13165 52%	4093 54%	640 64%	213 71%	563 56%	153 49%	598 60%	169 56%	386 38%	129 42%	604 60%	184 61%	475 47%	199 66%	688 68%	180 60%	455 45%	157 51%	465 46%	141 46%	456 45%	128 43%	451 45%	153 50%	485 48%	145 48%	480 47%	166 55%
Total 'Not important'	11370 45%	3428 45%	341 34%	86 28%	430 43%	153 49%	385 38%	132 44%	603 60%	177 58%	351 35%	115 38%	495 49%	99 33%	298 29%	109 36%	534 53%	146 48%	520 52%	161 53%	528 52%	165 55%	494 49%	144 48%	502 50%	151 50%	518 51%	138 45%

This is the English version of the results of the *2011 World Youths Survey*, which were published by the French think tank *Fondation pour l'Innovation politique*. Our publications are available in French and English at [www.fondapol.org](http://www.fondapol.org).

Fieldwork dates: June-July 2010







Q2. How important do you feel that the following factors are for your identity?

The district where you live

[ONE ANSWER ONLY]

	TOTAL		US		MX		BR		AU		JP		CN		IN		RU		TR		IL		MA		ZA	
	16-29	30-50	16-29	30-50	16-29	30-50	16-29	30-50	16-29	30-50	16-29	30-50	16-29	30-50	16-29	30-50	16-29	30-50	16-29	30-50	16-29	30-50	16-29	30-50	16-29	30-50
Total	25103	7611	1001	324	1000	313	1008	316	1002	300	1000	304	1001	300	1015	302	1003	305	999	302	1000	300	1003	302	1006	300
Very important	4495 18%	1274 17%	153 15%	53 16%	184 18%	45 14%	233 23%	71 22%	95 9%	38 13%	103 10%	21 7%	176 18%	37 12%	330 33%	75 25%	142 14%	21 7%	300 30%	99 33%	315 32%	95 32%	246 25%	58 19%	173 17%	56 19%
Fairly important	8670 35%	2819 37%	311 31%	98 30%	314 31%	123 39%	308 31%	117 37%	314 31%	112 37%	341 34%	108 36%	472 47%	166 55%	337 33%	107 35%	363 36%	112 37%	343 34%	111 37%	260 26%	73 24%	307 31%	88 29%	299 30%	92 31%
Not really important	8313 33%	2496 33%	378 38%	120 37%	361 36%	106 34%	313 31%	97 31%	436 44%	105 35%	372 37%	136 45%	291 29%	79 26%	259 26%	85 28%	350 35%	109 36%	259 26%	74 25%	262 26%	87 29%	256 26%	79 26%	378 38%	116 39%
Not at all important	3057 12%	932 12%	136 14%	51 16%	133 13%	38 12%	140 14%	30 9%	138 14%	42 14%	104 10%	31 10%	58 6%	18 6%	82 8%	32 11%	138 14%	59 19%	87 9%	12 4%	127 13%	40 13%	171 17%	71 24%	142 14%	35 12%
Do not know	568 2%	90 1%	23 2%	2 1%	8 1%	1 *	14 1%	1 *	19 2%	3 1%	80 8%	8 3%	4 *	- -	7 1%	3 1%	10 1%	4 1%	10 1%	6 2%	36 4%	5 2%	23 2%	6 2%	14 1%	1 *
Total 'Important'	13165 52%	4093 54%	464 46%	151 47%	498 50%	168 54%	541 54%	188 59%	409 41%	150 50%	444 44%	129 42%	648 65%	203 68%	667 66%	182 60%	505 50%	133 44%	643 64%	210 70%	575 58%	168 56%	553 55%	146 48%	472 47%	148 49%
Total 'Not important'	11370 45%	3428 45%	514 51%	171 53%	494 49%	144 46%	453 45%	127 40%	574 57%	147 49%	476 48%	167 55%	349 35%	97 32%	341 34%	117 39%	488 49%	168 55%	346 35%	86 28%	389 39%	127 42%	427 43%	150 50%	520 52%	151 50%

This is the English version of the results of the *2011 World Youths Survey*, which were published by the French think tank *Fondation pour l'Innovation politique*. Our publications are available in French and English at [www.fondapol.org](http://www.fondapol.org).

Fieldwork dates: June-July 2010



Q2. How important do you feel that the following factors are for your identity?

The city or village where you live

[ONE ANSWER ONLY]

	TOTAL																											
	16-29	30-50	16-29	30-50	16-29	30-50	16-29	30-50	16-29	30-50	16-29	30-50	16-29	30-50	16-29	30-50	16-29	30-50	16-29	30-50	16-29	30-50	16-29	30-50	16-29	30-50	16-29	30-50
Total	25103	7611	1001	302	1002	310	1001	301	1004	306	1001	303	1004	301	1014	301	1005	305	1005	306	1008	301	1000	303	1005	300	1015	304
Very important	5091 20%	1407 18%	198 20%	73 24%	181 18%	39 13%	215 21%	43 14%	121 12%	27 9%	187 19%	68 22%	148 15%	75 25%	267 26%	72 24%	169 17%	51 17%	198 20%	45 15%	242 24%	55 18%	176 18%	46 15%	121 12%	27 9%	166 16%	45 15%
Fairly important	9161 36%	2939 39%	435 43%	136 45%	387 39%	121 39%	383 38%	125 42%	374 37%	122 40%	392 39%	115 38%	411 41%	136 45%	400 39%	116 39%	426 42%	130 43%	407 40%	126 41%	361 36%	97 32%	368 37%	124 41%	393 39%	127 42%	367 36%	139 46%
Not really important	7550 30%	2343 31%	271 27%	63 21%	313 31%	102 33%	277 28%	107 36%	359 36%	123 40%	280 28%	87 29%	309 31%	65 22%	245 24%	87 29%	305 30%	99 32%	296 29%	103 34%	257 25%	92 31%	296 30%	98 32%	364 36%	113 38%	327 32%	82 27%
Not at all important	2741 11%	832 11%	74 7%	27 9%	112 11%	45 15%	103 10%	26 9%	134 13%	33 11%	96 10%	29 10%	104 10%	23 8%	68 7%	18 6%	91 9%	23 8%	88 9%	28 9%	129 13%	47 16%	103 10%	29 10%	109 11%	29 10%	136 13%	38 13%
Do not know	560 2%	90 1%	23 2%	3 1%	9 1%	3 1%	23 2%	-	16 2%	1 *	46 5%	4 1%	32 3%	2 1%	34 3%	8 3%	14 1%	2 1%	16 2%	4 1%	19 2%	10 3%	57 6%	6 2%	18 2%	4 1%	19 2%	-
Total 'Important'	14252 57%	4346 57%	633 63%	209 69%	568 57%	160 52%	598 60%	168 56%	495 49%	149 49%	579 58%	183 60%	559 56%	211 70%	667 66%	188 62%	595 59%	181 59%	605 60%	171 56%	603 60%	152 50%	544 54%	170 56%	514 51%	154 51%	533 53%	184 61%
Total 'Not important'	10291 41%	3175 42%	345 34%	90 30%	425 42%	147 47%	380 38%	133 44%	493 49%	156 51%	376 38%	116 38%	413 41%	88 29%	313 31%	105 35%	396 39%	122 40%	384 38%	131 43%	386 38%	139 46%	399 40%	127 42%	473 47%	142 47%	463 46%	120 39%

This is the English version of the results of the *2011 World Youths Survey*, which were published by the French think tank *Fondation pour l'Innovation politique*. Our publications are available in French and English at [www.fondapol.org](http://www.fondapol.org).













Fieldwork dates: June-July 2010



Q2. How important do you feel that the following factors are for your identity?

The city or village where you live

[ONE ANSWER ONLY]

	TOTAL		 US		 MX		 BR		 AU		 JP		 CN		 IN		 RU		 TR		 IL		 MA		 ZA	
	16-29	30-50	16-29	30-50	16-29	30-50	16-29	30-50	16-29	30-50	16-29	30-50	16-29	30-50	16-29	30-50	16-29	30-50	16-29	30-50	16-29	30-50	16-29	30-50	16-29	30-50
Total	25103	7611	1001	324	1000	313	1008	316	1002	300	1000	304	1001	300	1015	302	1003	305	999	302	1000	300	1003	302	1006	300
Very important	5091 20%	1407 18%	170 17%	60 19%	226 23%	52 17%	294 29%	90 28%	96 10%	42 14%	103 10%	18 6%	177 18%	41 14%	371 37%	85 28%	153 15%	25 8%	330 33%	100 33%	310 31%	98 33%	286 29%	77 25%	186 18%	53 18%
Fairly important	9161 36%	2939 39%	325 32%	101 31%	348 35%	131 42%	348 35%	122 39%	336 34%	115 38%	318 32%	104 34%	434 43%	156 52%	319 31%	110 36%	370 37%	108 35%	348 35%	114 38%	265 27%	77 26%	334 33%	89 29%	312 31%	98 33%
Not really important	7550 30%	2343 31%	370 37%	110 34%	324 32%	94 30%	243 24%	77 24%	422 42%	104 35%	380 38%	138 45%	316 32%	85 28%	236 23%	76 25%	327 33%	104 34%	226 23%	71 24%	242 24%	76 25%	223 22%	77 25%	342 34%	110 37%
Not at all important	2741 11%	832 11%	115 11%	51 16%	96 10%	35 11%	112 11%	26 8%	131 13%	36 12%	115 12%	33 11%	71 7%	18 6%	86 8%	27 9%	141 14%	63 21%	87 9%	12 4%	145 15%	44 15%	141 14%	54 18%	154 15%	38 13%
Do not know	560 2%	90 1%	21 2%	2 1%	6 1%	1 *	11 1%	1 *	17 2%	3 1%	84 8%	11 4%	3 *	- -	3 *	4 1%	12 1%	5 2%	8 1%	5 2%	38 4%	5 2%	19 2%	5 2%	12 1%	1 *
Total 'Important'	14252 57%	4346 57%	495 49%	161 50%	574 57%	183 58%	642 64%	212 67%	432 43%	157 52%	421 42%	122 40%	611 61%	197 66%	690 68%	195 65%	523 52%	133 44%	678 68%	214 71%	575 58%	175 58%	620 62%	166 55%	498 50%	151 50%
Total 'Not important'	10291 41%	3175 42%	485 48%	161 50%	420 42%	129 41%	355 35%	103 33%	553 55%	140 47%	495 50%	171 56%	387 39%	103 34%	322 32%	103 34%	468 47%	167 55%	313 31%	83 27%	387 39%	120 40%	364 36%	131 43%	496 49%	148 49%

This is the English version of the results of the *2011 World Youths Survey*, which were published by the French think tank *Fondation pour l'Innovation politique*. Our publications are available in French and English at [www.fondapol.org](http://www.fondapol.org).













Fieldwork dates: June-July 2010



Q2. How important do you feel that the following factors are for your identity?

The fact of being European

[ONE ANSWER ONLY]

	TOTAL		 DE		 EE		 EL		 ES		 FI		 FR		 HU		 IT		 PL		 RO		 SE		 UK	
	16-29	30-50	16-29	30-50	16-29	30-50	16-29	30-50	16-29	30-50	16-29	30-50	16-29	30-50	16-29	30-50	16-29	30-50	16-29	30-50	16-29	30-50	16-29	30-50	16-29	30-50
Total	12050	3639	1001	302	1002	310	1001	301	1004	306	1001	303	1004	301	1014	301	1005	305	1005	306	1008	301	1000	303	1005	300
Very important	1956 16%	571 16%	137 14%	49 16%	161 16%	43 14%	185 18%	45 15%	140 14%	21 7%	161 16%	50 17%	117 12%	50 17%	230 23%	64 21%	154 15%	58 19%	155 15%	48 16%	275 27%	71 24%	162 16%	52 17%	79 8%	20 7%
Fairly important	4039 34%	1256 35%	353 35%	112 37%	349 35%	92 30%	305 30%	106 35%	344 34%	120 39%	346 35%	122 40%	300 30%	90 30%	340 34%	98 33%	398 40%	121 40%	401 40%	123 40%	340 34%	95 32%	306 31%	110 36%	257 26%	67 22%
Not really important	3810 32%	1197 33%	343 34%	97 32%	314 31%	97 31%	300 30%	112 37%	343 34%	131 43%	303 30%	93 31%	338 34%	83 28%	303 30%	90 30%	330 33%	87 29%	301 30%	93 30%	228 23%	87 29%	308 31%	94 31%	399 40%	133 44%
Not at all important	1801 15%	544 15%	138 14%	38 13%	156 16%	74 24%	180 18%	37 12%	156 16%	33 11%	126 13%	35 12%	204 20%	71 24%	100 10%	38 13%	100 10%	35 11%	123 12%	34 11%	132 13%	37 12%	155 16%	40 13%	231 23%	72 24%
Do not know	444 4%	71 2%	30 3%	6 2%	22 2%	4 1%	31 3%	1 *	21 2%	1 *	65 6%	3 1%	45 4%	7 2%	41 4%	11 4%	23 2%	4 1%	25 2%	8 3%	33 3%	11 4%	69 7%	7 2%	39 4%	8 3%
Total 'Important'	5995 50%	1827 50%	490 49%	161 53%	510 51%	135 44%	490 49%	151 50%	484 48%	141 46%	507 51%	172 57%	417 42%	140 47%	570 56%	162 54%	552 55%	179 59%	556 55%	171 56%	615 61%	166 55%	468 47%	162 53%	336 33%	87 29%
Total 'Not important'	5611 47%	1741 48%	481 48%	135 45%	470 47%	171 55%	480 48%	149 50%	499 50%	164 54%	429 43%	128 42%	542 54%	154 51%	403 40%	128 43%	430 43%	122 40%	424 42%	127 42%	360 36%	124 41%	463 46%	134 44%	630 63%	205 68%

This is the English version of the results of the *2011 World Youths Survey*, which were published by the French think tank *Fondation pour l'Innovation politique*. Our publications are available in French and English at [www.fondapol.org](http://www.fondapol.org).

Fieldwork dates: June-July 2010



# 2011 World Youths

Q2. How important do you feel that the following factors are for your identity?

Humanity

[ONE ANSWER ONLY]

	TOTAL																											
	16-29	30-50	16-29	30-50	16-29	30-50	16-29	30-50	16-29	30-50	16-29	30-50	16-29	30-50	16-29	30-50	16-29	30-50	16-29	30-50	16-29	30-50	16-29	30-50	16-29	30-50	16-29	30-50
Total	25103	7611	1001	302	1002	310	1001	301	1004	306	1001	303	1004	301	1014	301	1005	305	1005	306	1008	301	1000	303	1005	300	1015	304
Very important	12010 48%	3955 52%	553 55%	196 65%	326 33%	171 55%	356 36%	98 33%	297 30%	102 33%	408 41%	154 51%	318 32%	123 41%	574 57%	181 60%	390 39%	141 46%	541 54%	168 55%	564 56%	175 58%	369 37%	145 48%	273 27%	104 35%	345 34%	108 36%
Fairly important	8369 33%	2575 34%	348 35%	88 29%	345 34%	83 27%	309 31%	119 40%	427 43%	135 44%	371 37%	114 38%	443 44%	117 39%	284 28%	73 24%	411 41%	126 41%	319 32%	114 37%	304 30%	83 28%	335 34%	111 37%	435 43%	130 43%	418 41%	144 47%
Not really important	2843 11%	709 9%	56 6%	12 4%	182 18%	29 9%	203 20%	59 20%	193 19%	53 17%	113 11%	26 9%	141 14%	38 13%	86 8%	25 8%	137 14%	28 9%	93 9%	14 5%	82 8%	24 8%	126 13%	32 11%	196 20%	48 16%	149 15%	38 13%
Not at all important	865 3%	194 3%	20 2%	4 1%	70 7%	14 5%	83 8%	22 7%	43 4%	13 4%	35 3%	3 1%	51 5%	10 3%	32 3%	14 5%	38 4%	4 1%	25 2%	5 2%	31 3%	11 4%	48 5%	5 2%	51 5%	10 3%	44 4%	6 2%
Do not know	1016 4%	178 2%	24 2%	2 1%	79 8%	13 4%	50 5%	3 1%	44 4%	3 1%	74 7%	6 2%	51 5%	13 4%	38 4%	8 3%	29 3%	6 2%	27 3%	5 2%	27 3%	8 3%	122 12%	10 3%	50 5%	8 3%	59 6%	8 3%
Total 'Important'	20379 81%	6530 86%	901 90%	284 94%	671 67%	254 82%	665 66%	217 72%	724 72%	237 77%	779 78%	268 88%	761 76%	240 80%	858 85%	254 84%	801 80%	267 88%	860 86%	282 92%	868 86%	258 86%	704 70%	256 84%	708 70%	234 78%	763 75%	252 83%
Total 'Not important'	3708 15%	903 12%	76 8%	16 5%	252 25%	43 14%	286 29%	81 27%	236 24%	66 22%	148 15%	29 10%	192 19%	48 16%	118 12%	39 13%	175 17%	32 10%	118 12%	19 6%	113 11%	35 12%	174 17%	37 12%	247 25%	58 19%	193 19%	44 14%

This is the English version of the results of the *2011 World Youths Survey*, which were published by the French think tank *Fondation pour l'Innovation politique*. Our publications are available in French and English at [www.fondapol.org](http://www.fondapol.org).

Fieldwork dates: June-July 2010

















# 2011 World Youths

Q2. How important do you feel that the following factors are for your identity?

Humanity

[ONE ANSWER ONLY]

	TOTAL		 US		 MX		 BR		 AU		 JP		 CN		 IN		 RU		 TR		 IL		 MA		 ZA	
	16-29	30-50	16-29	30-50	16-29	30-50	16-29	30-50	16-29	30-50	16-29	30-50	16-29	30-50	16-29	30-50	16-29	30-50	16-29	30-50	16-29	30-50	16-29	30-50	16-29	30-50
Total	25103	7611	1001	324	1000	313	1008	316	1002	300	1000	304	1001	300	1015	302	1003	305	999	302	1000	300	1003	302	1006	300
Very important	12010 48%	3955 52%	352 35%	132 41%	491 49%	148 47%	602 60%	203 64%	304 30%	108 36%	368 37%	108 36%	521 52%	114 38%	766 75%	228 75%	604 60%	198 65%	773 77%	230 76%	671 67%	192 64%	645 64%	243 80%	599 60%	185 62%
Fairly important	8369 33%	2575 34%	412 41%	129 40%	322 32%	121 39%	255 25%	77 24%	442 44%	144 48%	432 43%	141 46%	408 41%	156 52%	205 20%	59 20%	269 27%	79 26%	168 17%	57 19%	185 19%	55 18%	237 24%	41 14%	285 28%	79 26%
Not really important	2843 11%	709 9%	158 16%	43 13%	141 14%	37 12%	93 9%	21 7%	185 18%	32 11%	106 11%	40 13%	57 6%	25 8%	29 3%	11 4%	62 6%	10 3%	36 4%	5 2%	61 6%	29 10%	78 8%	7 2%	80 8%	23 8%
Not at all important	865 3%	194 3%	33 3%	9 3%	34 3%	5 2%	37 4%	9 3%	23 2%	6 2%	30 3%	4 1%	8 1%	3 1%	5 *	2 1%	38 4%	11 4%	11 1%	3 1%	30 3%	9 3%	27 3%	6 2%	18 2%	6 2%
Do not know	1016 4%	178 2%	46 5%	11 3%	12 1%	2 1%	21 2%	6 2%	48 5%	10 3%	64 6%	11 4%	7 1%	2 1%	10 1%	2 1%	30 3%	7 2%	11 1%	7 2%	53 5%	15 5%	16 2%	5 2%	24 2%	7 2%
Total 'Important'	20379 81%	6530 86%	764 76%	261 81%	813 81%	269 86%	857 85%	280 89%	746 74%	252 84%	800 80%	249 82%	929 93%	270 90%	971 96%	287 95%	873 87%	277 91%	941 94%	287 95%	856 86%	247 82%	882 88%	284 94%	884 88%	264 88%
Total 'Not important'	3708 15%	903 12%	191 19%	52 16%	175 18%	42 13%	130 13%	30 9%	208 21%	38 13%	136 14%	44 14%	65 6%	28 9%	34 3%	13 4%	100 10%	21 7%	47 5%	8 3%	91 9%	38 13%	105 10%	13 4%	98 10%	29 10%

This is the English version of the results of the *2011 World Youths Survey*, which were published by the French think tank *Fondation pour l'Innovation politique*. Our publications are available in French and English at [www.fondapol.org](http://www.fondapol.org).

Fieldwork dates: June-July 2010







# 2011 World Youths

**fondapol**  
FONDATION POUR  
L'INNOVATION  
POLITIQUE

www.fondapol.org

TNS-Opinion

Q3. What is your religious orientation? Do you consider yourself...

[ONE ANSWER ONLY]

	TOTAL																											
	16-29	30-50	16-29	30-50	16-29	30-50	16-29	30-50	16-29	30-50	16-29	30-50	16-29	30-50	16-29	30-50	16-29	30-50	16-29	30-50	16-29	30-50	16-29	30-50	16-29	30-50	16-29	30-50
Total	24100	7309	1001	302	1002	310	1001	301	1004	306	1001	303	1004	301	1014	301	1005	305	1005	306	1008	301	1000	303	1005	300	1015	304
A seeker	999 4%	286 4%	21 2%	4 1%	35 3%	18 6%	75 7%	18 6%	33 3%	9 3%	42 4%	7 2%	23 2%	11 4%	34 3%	9 3%	54 5%	13 4%	43 4%	13 4%	29 3%	9 3%	72 7%	17 6%	6 1%	6 2%	22 2%	9 3%
Agnostic	1008 4%	242 3%	31 3%	3 1%	24 2%	2 1%	30 3%	8 3%	138 14%	32 10%	60 6%	16 5%	53 5%	10 3%	11 1%	2 1%	63 6%	14 5%	29 3%	12 4%	12 1%	7 2%	72 7%	18 6%	88 9%	21 7%	58 6%	7 2%
Atheist	2184 9%	494 7%	113 11%	16 5%	74 7%	8 3%	85 8%	24 8%	136 14%	27 9%	140 14%	22 7%	199 20%	35 12%	35 3%	9 3%	112 11%	18 6%	85 8%	16 5%	28 3%	13 4%	171 17%	19 6%	137 14%	30 10%	106 10%	22 7%
Buddhist	423 2%	114 2%	9 1%	3 1%	4 *	1 *	4 *	- -	7 1%	- -	16 2%	1 *	8 1%	3 1%	14 1%	8 3%	3 *	1 *	4 *	- -	5 *	2 1%	13 1%	4 1%	4 *	- -	19 2%	5 2%
Christian	8951 37%	3140 43%	374 37%	142 47%	279 28%	156 50%	617 62%	198 66%	428 43%	163 53%	353 35%	139 46%	284 28%	119 40%	466 46%	137 46%	600 60%	202 66%	704 70%	214 70%	771 76%	220 73%	174 17%	84 28%	318 32%	128 43%	364 36%	138 45%
Hindu	855 4%	228 3%	- -	- -	1 *	- -	3 *	- -	- -	- -	5 *	- -	1 *	- -	6 1%	1 *	3 *	- -	1 *	- -	1 *	1 *	3 *	1 *	22 2%	1 *	15 1%	1 *
Jew	611 3%	182 2%	2 *	- -	2 *	- -	4 *	2 1%	2 *	1 *	3 *	- -	8 1%	- -	6 1%	4 1%	2 *	2 1%	- -	- -	- -	- -	7 1%	- -	1 *	- -	7 1%	4 1%

This is the English version of the results of the *2011 World Youths Survey*, which were published by the French think tank *Fondation pour l'Innovation politique*. Our publications are available in French and English at [www.fondapol.org](http://www.fondapol.org).

Fieldwork dates: June-July 2010

2011 La  
**jeunesse**  
du monde



Q3. What is your religious orientation? Do you consider yourself...

[ONE ANSWER ONLY]

	TOTAL																												
	16-29	30-50	16-29	30-50	16-29	30-50	16-29	30-50	16-29	30-50	16-29	30-50	16-29	30-50	16-29	30-50	16-29	30-50	16-29	30-50	16-29	30-50	16-29	30-50	16-29	30-50	16-29	30-50	
Total	24100	7309	1001	302	1002	310	1001	301	1004	306	1001	303	1004	301	1014	301	1005	305	1005	306	1008	301	1000	303	1005	300	1015	304	
Muslim	1212 5%	340 5%	24 2%	3 1%	4 *	3 1%	2 *	1 *	3 *	-	3 *	-	35 3%	5 2%	2 *	1 *	4 *	2 1%	-	-	7 1%	2 1%	16 2%	5 2%	38 4%	3 1%	27 3%	11 4%	
Shinto	46 *	11 *	1 *	1 *	-	1 *	2 *	-	-	-	2 *	1 *	1 *	-	3 *	-	-	-	-	-	3 *	-	1 *	-	1 *	-	1 *	-	
Sikh	58 *	12 *	-	-	-	-	3 *	-	-	-	2 *	-	-	-	1 *	-	2 *	-	-	-	-	-	-	-	-	6 1%	1 *	3 *	1 *
Other religion	731 3%	199 3%	16 2%	4 1%	31 3%	7 2%	6 1%	4 1%	7 1%	3 1%	17 2%	3 1%	12 1%	-	34 3%	5 2%	12 1%	1 *	12 1%	1 *	32 3%	9 3%	26 3%	3 1%	26 3%	7 2%	39 4%	10 3%	
Religious person, without denomination	1655 7%	608 8%	43 4%	16 5%	99 10%	44 14%	58 6%	22 7%	54 5%	26 8%	77 8%	29 10%	87 9%	40 13%	46 5%	24 8%	51 5%	20 7%	39 4%	17 6%	39 4%	13 4%	41 4%	7 2%	18 2%	10 3%	78 8%	24 8%	
Not religious	4320 18%	1213 17%	345 34%	100 33%	344 34%	53 17%	78 8%	20 7%	164 16%	40 13%	201 20%	72 24%	241 24%	69 23%	319 31%	88 29%	72 7%	22 7%	48 5%	14 5%	57 6%	22 7%	298 30%	118 39%	307 31%	88 29%	227 22%	56 18%	
You do not know	1047 4%	240 3%	22 2%	10 3%	105 10%	17 5%	34 3%	4 1%	32 3%	5 2%	80 8%	13 4%	52 5%	9 3%	37 4%	13 4%	27 3%	10 3%	40 4%	19 6%	24 2%	3 1%	106 11%	27 9%	33 3%	5 2%	49 5%	16 5%	

This is the English version of the results of the *2011 World Youths Survey*, which were published by the French think tank *Fondation pour l'Innovation politique*. Our publications are available in French and English at [www.fondapol.org](http://www.fondapol.org).

Fieldwork dates: June-July 2010



# 2011 World Youths

Q3. What is your religious orientation? Do you consider yourself...

[ONE ANSWER ONLY]

	TOTAL		US		MX		BR		AU		JP		CN		IN		RU		TR		IL		ZA	
	16-29	30-50	16-29	30-50	16-29	30-50	16-29	30-50	16-29	30-50	16-29	30-50	16-29	30-50	16-29	30-50	16-29	30-50	16-29	30-50	16-29	30-50	16-29	30-50
Total	24100	7309	1001	324	1000	313	1008	316	1002	300	1000	304	1001	300	1015	302	1003	305	999	302	1000	300	1006	300
A seeker	999 4%	286 4%	23 2%	8 2%	26 3%	9 3%	61 6%	15 5%	16 2%	6 2%	57 6%	15 5%	145 14%	44 15%	8 1%	7 2%	44 4%	11 4%	41 4%	10 3%	60 6%	10 3%	29 3%	8 3%
Agnostic	1008 4%	242 3%	53 5%	19 6%	39 4%	9 3%	30 3%	6 2%	52 5%	8 3%	7 1%	1 *	41 4%	13 4%	10 1%	1 *	31 3%	10 3%	16 2%	4 1%	20 2%	10 3%	40 4%	9 3%
Atheist	2184 9%	494 7%	33 3%	12 4%	37 4%	5 2%	48 5%	7 2%	100 10%	19 6%	94 9%	28 9%	200 20%	86 29%	17 2%	5 2%	74 7%	24 8%	23 2%	6 2%	118 12%	33 11%	19 2%	10 3%
Buddhist	423 2%	114 2%	10 1%	3 1%	3 *	-	8 1%	2 1%	32 3%	6 2%	87 9%	34 11%	137 14%	29 10%	4 *	1 *	4 *	4 1%	3 *	2 1%	19 2%	2 1%	6 1%	3 1%
Christian	8951 37%	3140 43%	545 54%	202 62%	439 44%	170 54%	490 49%	168 53%	299 30%	127 42%	24 2%	3 1%	43 4%	11 4%	80 8%	29 10%	570 57%	181 59%	3 *	-	35 4%	11 4%	691 69%	198 66%
Hindu	855 4%	228 3%	13 1%	2 1%	1 *	-	4 *	-	46 5%	2 1%	1 *	-	1 *	2 1%	694 68%	208 69%	-	1 *	-	-	7 1%	3 1%	27 3%	5 2%
Jew	611 3%	182 2%	20 2%	1 *	3 *	1 *	5 *	4 1%	4 *	-	-	-	3 *	-	2 *	-	2 *	-	-	-	519 52%	159 53%	9 1%	4 1%

This is the English version of the results of the *2011 World Youths Survey*, which were published by the French think tank *Fondation pour l'Innovation politique*. Our publications are available in French and English at [www.fondapol.org](http://www.fondapol.org).

Fieldwork dates: June-July 2010





Q3. What is your religious orientation? Do you consider yourself...

[ONE ANSWER ONLY]














	TOTAL		US		MX		BR		AU		JP		CN		IN		RU		TR		IL		ZA	
	16-29	30-50	16-29	30-50	16-29	30-50	16-29	30-50	16-29	30-50	16-29	30-50	16-29	30-50	16-29	30-50	16-29	30-50	16-29	30-50	16-29	30-50	16-29	30-50
Total	24100	7309	1001	324	1000	313	1008	316	1002	300	1000	304	1001	300	1015	302	1003	305	999	302	1000	300	1006	300
Muslim	1212 5%	340 5%	10 1%	2 1%	-	-	2 *	-	26 3%	6 2%	1 *	-	1 *	-	76 7%	18 6%	19 2%	6 2%	857 86%	260 86%	14 1%	6 2%	41 4%	6 2%
Shinto	46 *	11 *	-	-	-	1 *	-	-	-	-	23 2%	6 2%	-	-	-	-	-	-	1 *	1 *	7 1%	-	-	-
Sikh	58 *	12 *	-	-	-	-	-	2 1%	3 *	-	-	-	-	-	30 3%	7 2%	-	-	1 *	-	7 1%	1 *	-	-
Other religion	731 3%	199 3%	51 5%	10 3%	176 18%	53 17%	98 10%	38 12%	40 4%	8 3%	8 1%	5 2%	3 *	-	13 1%	4 1%	26 3%	5 2%	8 1%	2 1%	14 1%	7 2%	24 2%	10 3%
Religious person, without denomination	1655 7%	608 8%	66 7%	25 8%	170 17%	51 16%	207 21%	70 22%	49 5%	24 8%	66 7%	29 10%	60 6%	20 7%	48 5%	15 5%	154 15%	42 14%	10 1%	5 2%	31 3%	7 2%	64 6%	28 9%
Not religious	4320 18%	1213 17%	151 15%	36 11%	88 9%	12 4%	35 3%	2 1%	308 31%	85 28%	472 47%	150 49%	308 31%	82 27%	29 3%	6 2%	56 6%	14 5%	21 2%	7 2%	106 11%	40 13%	45 4%	17 6%
You do not know	1047 4%	240 3%	26 3%	4 1%	18 2%	2 1%	20 2%	2 1%	27 3%	9 3%	160 16%	33 11%	59 6%	13 4%	4 *	1 *	23 2%	7 2%	15 2%	5 2%	43 4%	11 4%	11 1%	2 1%

This is the English version of the results of the *2011 World Youths Survey*, which were published by the French think tank *Fondation pour l'Innovation politique*. Our publications are available in French and English at [www.fondapol.org](http://www.fondapol.org).

Fieldwork dates: June-July 2010

Q4. Which of the following factors best correspond to your idea of a good life?

[ROTATION - MAX. 3 ANSWERS]














	TOTAL		 DE		 EE		 EL		 ES		 FI		 FR		 HU		 IT		 PL		 RO		 SE		 UK		 CA	
	16-29	30-50	16-29	30-50	16-29	30-50	16-29	30-50	16-29	30-50	16-29	30-50	16-29	30-50	16-29	30-50	16-29	30-50	16-29	30-50	16-29	30-50	16-29	30-50	16-29	30-50	16-29	30-50
Total	25103	7611	1001	302	1002	310	1001	301	1004	306	1001	303	1004	301	1014	301	1005	305	1005	306	1008	301	1000	303	1005	300	1015	304
Being healthy	13779 55%	5132 67%	583 58%	222 74%	560 56%	220 71%	683 68%	233 77%	611 61%	225 74%	559 56%	223 74%	585 58%	207 69%	481 47%	166 55%	528 53%	189 62%	539 54%	224 73%	576 57%	190 63%	468 47%	215 71%	544 54%	216 72%	602 59%	209 69%
Becoming famous	705 3%	120 2%	12 1%	-	19 2%	2 1%	16 2%	4 1%	12 1%	1 *	15 1%	-	10 1%	2 1%	38 4%	7 2%	17 2%	2 1%	12 1%	-	39 4%	7 2%	15 2%	1 *	20 2%	1 *	22 2%	2 1%
Feeling free	6275 25%	1920 25%	285 28%	84 28%	244 24%	54 17%	336 34%	106 35%	222 22%	62 20%	258 26%	63 21%	182 18%	70 23%	205 20%	76 25%	225 22%	94 31%	160 16%	53 17%	215 21%	78 26%	356 36%	83 27%	216 21%	74 25%	269 27%	75 25%
Finding inner harmony	6424 26%	2663 35%	293 29%	119 39%	329 33%	146 47%	347 35%	132 44%	244 24%	125 41%	338 34%	165 54%	178 18%	79 26%	211 21%	92 31%	391 39%	123 40%	184 18%	72 24%	214 21%	101 34%	382 38%	147 49%	189 19%	96 32%	228 22%	91 30%
Having an exciting job	4758 19%	1212 16%	149 15%	35 26%	262 26%	106 34%	85 8%	14 5%	229 23%	60 20%	81 8%	7 2%	245 24%	70 23%	128 13%	30 10%	278 28%	74 24%	285 28%	71 23%	189 19%	41 14%	97 10%	24 8%	150 15%	15 5%	202 20%	53 17%
Having enough food	2363 9%	857 11%	167 17%	63 21%	37 4%	6 2%	39 4%	7 2%	74 7%	19 6%	157 16%	58 19%	209 21%	83 28%	50 5%	18 6%	30 3%	6 2%	52 5%	19 6%	44 4%	7 2%	119 12%	67 22%	125 12%	62 21%	157 15%	55 18%
Realising your ideas	5711 23%	1659 22%	113 11%	27 9%	296 30%	80 26%	242 24%	73 24%	257 26%	59 19%	187 19%	60 20%	151 15%	36 12%	173 17%	40 13%	308 31%	114 37%	210 21%	67 22%	289 29%	95 32%	183 18%	33 11%	147 15%	48 16%	136 13%	34 11%

This is the English version of the results of the *2011 World Youths Survey*, which were published by the French think tank *Fondation pour l'Innovation politique*. Our publications are available in French and English at [www.fondapol.org](http://www.fondapol.org).

Fieldwork dates: June-July 2010

Q4. Which of the following factors best correspond to your idea of a good life?

[ROTATION - MAX. 3 ANSWERS]

	TOTAL		 DE		 EE		 EL		 ES		 FI		 FR		 HU		 IT		 PL		 RO		 SE		 UK		 CA	
	16-29	30-50	16-29	30-50	16-29	30-50	16-29	30-50	16-29	30-50	16-29	30-50	16-29	30-50	16-29	30-50	16-29	30-50	16-29	30-50	16-29	30-50	16-29	30-50	16-29	30-50	16-29	30-50
Total	25103	7611	1001	302	1002	310	1001	301	1004	306	1001	303	1004	301	1014	301	1005	305	1005	306	1008	301	1000	303	1005	300	1015	304
Spending time with your friends	4257 17%	870 11%	230 23%	50 17%	122 12%	16 5%	192 19%	29 10%	132 13%	20 7%	220 22%	52 17%	163 16%	45 15%	213 21%	42 14%	96 10%	22 7%	117 12%	15 5%	102 10%	27 9%	241 24%	55 18%	266 26%	75 25%	216 21%	50 16%
Feeling needed	4456 18%	1605 21%	213 21%	69 23%	201 20%	91 29%	82 8%	20 7%	219 22%	76 25%	275 27%	86 28%	144 14%	58 19%	273 27%	100 33%	102 10%	32 10%	397 40%	129 42%	131 13%	59 20%	225 23%	78 26%	122 12%	46 15%	124 12%	46 15%
Earning a lot of money	5020 20%	1265 17%	164 16%	45 15%	190 19%	45 15%	137 14%	49 16%	158 16%	36 12%	61 6%	15 5%	142 14%	36 12%	254 25%	69 23%	121 12%	33 11%	183 18%	46 15%	280 28%	49 16%	114 11%	24 8%	206 20%	30 10%	212 21%	40 13%
Not having to work	1195 5%	393 5%	36 4%	21 7%	46 5%	16 5%	47 5%	18 6%	59 6%	26 8%	41 4%	16 5%	35 3%	9 3%	38 4%	6 2%	28 3%	9 3%	32 3%	13 4%	30 3%	11 4%	38 4%	15 5%	49 5%	32 11%	58 6%	20 7%
Starting a family	8886 35%	2492 33%	408 41%	93 31%	474 47%	106 34%	321 32%	128 43%	324 32%	76 25%	323 32%	79 26%	468 47%	109 36%	406 40%	117 39%	365 36%	102 33%	484 48%	119 39%	452 45%	116 39%	295 30%	93 31%	304 30%	59 20%	296 29%	85 28%
Being in love	6719 27%	1400 18%	204 20%	41 14%	150 15%	18 6%	243 24%	56 19%	290 29%	56 18%	293 29%	57 19%	356 35%	70 23%	277 27%	54 18%	321 32%	65 21%	262 26%	46 15%	183 18%	37 12%	219 22%	35 12%	557 55%	118 39%	415 41%	109 36%
Do not know	353 1%	59 1%	18 2%	4 1%	2 *	1 *	11 1%	1 *	13 1%	3 1%	23 2%	1 *	21 2%	- -	23 2%	8 3%	9 1%	2 1%	8 1%	- -	10 1%	1 *	33 3%	4 1%	11 1%	3 1%	14 1%	5 2%













This is the English version of the results of the *2011 World Youths Survey*, which were published by the French think tank *Fondation pour l'Innovation politique*. Our publications are available in French and English at [www.fondapol.org](http://www.fondapol.org).

Fieldwork dates: June-July 2010



Q4. Which of the following factors best correspond to your idea of a good life?

[ROTATION - MAX. 3 ANSWERS]

	TOTAL		 US		 MX		 BR		 AU		 JP		 CN		 IN		 RU		 TR		 IL		 MA		 ZA	
	16-29	30-50	16-29	30-50	16-29	30-50	16-29	30-50	16-29	30-50	16-29	30-50	16-29	30-50	16-29	30-50	16-29	30-50	16-29	30-50	16-29	30-50	16-29	30-50	16-29	30-50
Total	25103	7611	1001	324	1000	313	1008	316	1002	300	1000	304	1001	300	1015	302	1003	305	999	302	1000	300	1003	302	1006	300
Being healthy	13779 55%	5132 67%	578 58%	220 68%	665 67%	228 73%	571 57%	209 66%	554 55%	212 71%	528 53%	200 66%	644 64%	244 81%	480 47%	175 58%	544 54%	203 67%	539 54%	180 60%	401 40%	133 44%	439 44%	192 64%	517 51%	197 66%
Becoming famous	705 3%	120 2%	25 2%	7 2%	11 1%	3 1%	23 2%	3 1%	26 3%	2 1%	13 1%	4 1%	17 2%	2 1%	128 13%	33 11%	10 1%	4 1%	27 3%	4 1%	63 6%	22 7%	86 9%	4 1%	29 3%	3 1%
Feeling free	6275 25%	1920 25%	213 21%	63 19%	230 23%	64 20%	211 21%	53 17%	246 25%	74 25%	301 30%	100 33%	405 40%	112 37%	215 21%	71 24%	216 22%	84 28%	307 31%	86 28%	303 30%	87 29%	232 23%	91 30%	223 22%	63 21%
Finding inner harmony	6424 26%	2663 35%	260 26%	109 34%	296 30%	136 43%	280 28%	127 40%	236 24%	115 38%	103 10%	40 13%	238 24%	108 36%	265 26%	118 39%	429 43%	132 43%	134 13%	43 14%	153 15%	54 18%	198 20%	82 27%	304 30%	111 37%
Having an exciting job	4758 19%	1212 16%	149 15%	20 6%	329 33%	114 36%	251 25%	67 21%	133 13%	25 8%	258 26%	90 30%	67 7%	17 6%	287 28%	54 18%	235 23%	70 23%	167 17%	44 15%	113 11%	35 12%	182 18%	30 10%	207 21%	46 15%
Having enough food	2363 9%	857 11%	157 16%	68 21%	51 5%	3 3%	78 8%	36 11%	159 16%	74 25%	177 18%	54 18%	42 4%	14 5%	72 7%	13 4%	22 2%	7 2%	31 3%	10 3%	99 10%	36 12%	80 8%	21 7%	135 13%	44 15%
Realising your ideas	5711 23%	1659 22%	140 14%	35 11%	344 34%	84 27%	287 28%	100 32%	136 14%	36 12%	108 11%	22 7%	224 22%	52 17%	249 25%	95 31%	336 33%	105 34%	390 39%	115 38%	286 29%	62 21%	341 34%	104 34%	178 18%	83 28%

This is the English version of the results of the *2011 World Youths Survey*, which were published by the French think tank *Fondation pour l'Innovation politique*. Our publications are available in French and English at [www.fondapol.org](http://www.fondapol.org).

Fieldwork dates: June-July 2010



Q4. Which of the following factors best correspond to your idea of a good life?

[ROTATION - MAX. 3 ANSWERS]

	TOTAL		US		MX		BR		AU		JP		CN		IN		RU		TR		IL		MA		ZA	
	16-29	30-50	16-29	30-50	16-29	30-50	16-29	30-50	16-29	30-50	16-29	30-50	16-29	30-50	16-29	30-50	16-29	30-50	16-29	30-50	16-29	30-50	16-29	30-50	16-29	30-50
Total	25103	7611	1001	324	1000	313	1008	316	1002	300	1000	304	1001	300	1015	302	1003	305	999	302	1000	300	1003	302	1006	300
Spending time with your friends	4257 17%	870 11%	244 24%	68 21%	55 6%	7 2%	175 17%	27 9%	286 29%	68 23%	135 14%	22 7%	139 14%	16 5%	170 17%	23 8%	77 8%	5 2%	123 12%	28 9%	241 24%	59 20%	90 9%	6 2%	212 21%	43 14%
Feeling needed	4456 18%	1605 21%	110 11%	47 15%	195 20%	69 22%	130 13%	55 17%	108 11%	54 18%	359 36%	102 34%	159 16%	52 17%	81 8%	35 12%	191 19%	69 23%	151 15%	48 16%	120 12%	42 14%	223 22%	100 33%	121 12%	42 14%
Earning a lot of money	5020 20%	1265 17%	216 22%	56 17%	174 17%	37 12%	246 24%	83 26%	203 20%	35 12%	131 13%	28 9%	341 34%	97 32%	418 41%	108 36%	220 22%	70 23%	251 25%	82 27%	239 24%	66 22%	143 14%	37 12%	216 21%	49 16%
Not having to work	1195 5%	393 5%	50 5%	21 6%	13 1%	6 2%	35 3%	14 4%	60 6%	18 6%	90 9%	21 7%	23 2%	4 1%	14 1%	3 1%	50 5%	20 7%	88 9%	22 7%	94 9%	26 9%	95 9%	5 2%	46 5%	21 7%
Starting a family	8886 35%	2492 33%	268 27%	83 26%	370 37%	132 42%	404 40%	123 39%	258 26%	50 17%	264 26%	97 32%	420 42%	144 48%	135 13%	33 11%	471 47%	101 33%	309 31%	96 32%	306 31%	107 36%	464 46%	176 58%	297 30%	68 23%
Being in love	6719 27%	1400 18%	456 46%	146 45%	116 12%	22 7%	148 15%	32 10%	427 43%	102 34%	144 14%	22 7%	152 15%	7 2%	362 36%	82 27%	109 11%	14 5%	182 18%	34 11%	301 30%	74 25%	169 17%	30 10%	383 38%	73 24%
Do not know	353 1%	59 1%	15 1%	-	-	-	9 1%	-	20 2%	1 *	48 5%	10 3%	3 *	-	3 *	1 *	2 *	1 *	9 1%	3 1%	27 3%	9 3%	14 1%	-	7 1%	1 *

This is the English version of the results of the *2011 World Youths Survey*, which were published by the French think tank *Fondation pour l'Innovation politique*. Our publications are available in French and English at [www.fondapol.org](http://www.fondapol.org).

Fieldwork dates: June-July 2010



Q5. With regard to people and society, to what extent do you agree or disagree with the following statements?

You feel that you belong to the society in which you live

[ONE ANSWER ONLY]

	TOTAL																											
	16-29	30-50	16-29	30-50	16-29	30-50	16-29	30-50	16-29	30-50	16-29	30-50	16-29	30-50	16-29	30-50	16-29	30-50	16-29	30-50	16-29	30-50	16-29	30-50	16-29	30-50	16-29	30-50
Total	25103	7611	1001	302	1002	310	1001	301	1004	306	1001	303	1004	301	1014	301	1005	305	1005	306	1008	301	1000	303	1005	300	1015	304
Totally agree	6140 24%	1873 25%	133 13%	61 20%	275 27%	63 20%	172 17%	37 12%	135 13%	30 10%	246 25%	80 26%	76 8%	23 8%	331 33%	81 27%	103 10%	35 11%	191 19%	63 21%	341 34%	92 31%	261 26%	120 40%	124 12%	21 7%	176 17%	58 19%
Tend to agree	12130 48%	3871 51%	569 57%	163 54%	495 49%	142 46%	455 45%	156 52%	520 52%	182 59%	510 51%	156 51%	489 49%	139 46%	408 40%	124 41%	503 50%	155 51%	565 56%	181 59%	455 45%	139 46%	442 44%	120 40%	524 52%	156 52%	520 51%	165 54%
Tend to disagree	4602 18%	1296 17%	222 22%	57 19%	175 17%	72 23%	266 27%	83 28%	235 23%	74 24%	143 14%	47 16%	312 31%	92 31%	189 19%	64 21%	301 30%	93 30%	171 17%	42 14%	126 13%	46 15%	165 17%	39 13%	256 25%	84 28%	213 21%	57 19%
Totally disagree	1302 5%	357 5%	42 4%	11 4%	39 4%	21 7%	79 8%	25 8%	65 6%	11 4%	43 4%	15 5%	77 8%	40 13%	44 4%	14 5%	74 7%	15 5%	46 5%	12 4%	52 5%	14 5%	78 8%	14 5%	57 6%	24 8%	64 6%	15 5%
Do not know	929 4%	214 3%	35 3%	10 3%	18 2%	12 4%	29 3%	- -	49 5%	9 3%	59 6%	5 2%	50 5%	7 2%	42 4%	18 6%	24 2%	7 2%	32 3%	8 3%	34 3%	10 3%	54 5%	10 3%	44 4%	15 5%	42 4%	9 3%
Total 'Agree'	18270 73%	5744 75%	702 70%	224 74%	770 77%	205 66%	627 63%	193 64%	655 65%	212 69%	756 76%	236 78%	565 56%	162 54%	739 73%	205 68%	606 60%	190 62%	756 75%	244 80%	796 79%	231 77%	703 70%	240 79%	648 64%	177 59%	696 69%	223 73%
Total 'Disagree'	5904 24%	1653 22%	264 26%	68 23%	214 21%	93 30%	345 34%	108 36%	300 30%	85 28%	186 19%	62 20%	389 39%	132 44%	233 23%	78 26%	375 37%	108 35%	217 22%	54 18%	178 18%	60 20%	243 24%	53 17%	313 31%	108 36%	277 27%	72 24%

This is the English version of the results of the *2011 World Youths Survey*, which were published by the French think tank *Fondation pour l'Innovation politique*. Our publications are available in French and English at [www.fondapol.org](http://www.fondapol.org).

Fieldwork dates: June-July 2010

Q5. With regard to people and society, to what extent do you agree or disagree with the following statements?

You feel that you belong to the society in which you live

[ONE ANSWER ONLY]

	TOTAL		US		MX		BR		AU		JP		CN		IN		RU		TR		IL		MA		ZA	
	16-29	30-50	16-29	30-50	16-29	30-50	16-29	30-50	16-29	30-50	16-29	30-50	16-29	30-50	16-29	30-50	16-29	30-50	16-29	30-50	16-29	30-50	16-29	30-50	16-29	30-50
Total	25103	7611	1001	324	1000	313	1008	316	1002	300	1000	304	1001	300	1015	302	1003	305	999	302	1000	300	1003	302	1006	300
Totally agree	6140 24%	1873 25%	207 21%	53 16%	239 24%	74 24%	381 38%	136 43%	167 17%	53 18%	98 10%	37 12%	163 16%	43 14%	465 46%	152 50%	198 20%	40 13%	361 36%	130 43%	537 54%	157 52%	521 52%	165 55%	239 24%	69 23%
Tend to agree	12130 48%	3871 51%	508 51%	190 59%	537 54%	178 57%	423 42%	144 46%	565 56%	181 60%	541 54%	193 63%	630 63%	219 73%	441 43%	132 44%	549 55%	187 61%	374 37%	104 34%	306 31%	105 35%	314 31%	98 32%	487 48%	162 54%
Tend to disagree	4602 18%	1296 17%	177 18%	58 18%	168 17%	41 13%	161 16%	28 9%	175 17%	43 14%	165 17%	42 14%	157 16%	28 9%	68 7%	11 4%	193 19%	55 18%	167 17%	49 16%	95 10%	20 7%	112 11%	23 8%	190 19%	48 16%
Totally disagree	1302 5%	357 5%	58 6%	14 4%	41 4%	10 3%	33 3%	8 3%	39 4%	13 4%	53 5%	8 3%	33 3%	4 1%	29 3%	4 1%	36 4%	12 4%	80 8%	13 4%	32 3%	12 4%	43 4%	12 4%	65 6%	16 5%
Do not know	929 4%	214 3%	51 5%	9 3%	15 2%	10 3%	10 1%	-	56 6%	10 3%	143 14%	24 8%	18 2%	6 2%	12 1%	3 1%	27 3%	11 4%	17 2%	6 2%	30 3%	6 2%	13 1%	4 1%	25 2%	5 2%
Total 'Agree'	18270 73%	5744 75%	715 71%	243 75%	776 78%	252 81%	804 80%	280 89%	732 73%	234 78%	639 64%	230 76%	793 79%	262 87%	906 89%	284 94%	747 74%	227 74%	735 74%	234 77%	843 84%	262 87%	835 83%	263 87%	726 72%	231 77%
Total 'Disagree'	5904 24%	1653 22%	235 23%	72 22%	209 21%	51 16%	194 19%	36 11%	214 21%	56 19%	218 22%	50 16%	190 19%	32 11%	97 10%	15 5%	229 23%	67 22%	247 25%	62 21%	127 13%	32 11%	155 15%	35 12%	255 25%	64 21%

This is the English version of the results of the *2011 World Youths Survey*, which were published by the French think tank *Fondation pour l'Innovation politique*. Our publications are available in French and English at [www.fondapol.org](http://www.fondapol.org).

Fieldwork dates: June-July 2010



# 2011 World Youths

Q5. With regard to people and society, to what extent do you agree or disagree with the following statements?

Your future looks bright

[ONE ANSWER ONLY]

	TOTAL																											
	16-29	30-50	16-29	30-50	16-29	30-50	16-29	30-50	16-29	30-50	16-29	30-50	16-29	30-50	16-29	30-50	16-29	30-50	16-29	30-50	16-29	30-50	16-29	30-50	16-29	30-50	16-29	30-50
Total	25103	7611	1001	302	1002	310	1001	301	1004	306	1001	303	1004	301	1014	301	1005	305	1005	306	1008	301	1000	303	1005	300	1015	304
Totally agree	5700 23%	1228 16%	78 8%	21 7%	188 19%	31 10%	99 10%	13 4%	58 6%	4 1%	231 23%	41 14%	80 8%	15 5%	137 14%	27 9%	71 7%	14 5%	176 18%	30 10%	234 23%	39 13%	319 32%	91 30%	179 18%	15 5%	262 26%	63 21%
Tend to agree	11843 47%	3445 45%	486 49%	104 34%	506 50%	129 42%	333 33%	100 33%	441 44%	125 41%	521 52%	171 56%	455 45%	95 32%	357 35%	90 30%	435 43%	130 43%	577 57%	167 55%	473 47%	117 39%	430 43%	136 45%	560 56%	144 48%	540 53%	162 53%
Tend to disagree	4665 19%	1947 26%	264 26%	113 37%	197 20%	104 34%	366 37%	136 45%	333 33%	137 45%	142 14%	62 20%	304 30%	110 37%	327 32%	110 37%	338 34%	126 41%	155 15%	76 25%	196 19%	92 31%	130 13%	45 15%	169 17%	98 33%	122 12%	51 17%
Totally disagree	1328 5%	576 8%	71 7%	50 17%	38 4%	24 8%	126 13%	44 15%	76 8%	21 7%	29 3%	14 5%	64 6%	60 20%	126 12%	60 20%	115 11%	22 7%	38 4%	14 5%	47 5%	33 11%	55 6%	13 4%	43 4%	23 8%	37 4%	12 4%
Do not know	1567 6%	415 5%	102 10%	14 5%	73 7%	22 7%	77 8%	8 3%	96 10%	19 6%	78 8%	15 5%	101 10%	21 7%	67 7%	14 5%	46 5%	13 4%	59 6%	19 6%	58 6%	20 7%	66 7%	18 6%	54 5%	20 7%	54 5%	16 5%
Total 'Agree'	17543 70%	4673 61%	564 56%	125 41%	694 69%	160 52%	432 43%	113 38%	499 50%	129 42%	752 75%	212 70%	535 53%	110 37%	494 49%	117 39%	506 50%	144 47%	753 75%	197 64%	707 70%	156 52%	749 75%	227 75%	739 74%	159 53%	802 79%	225 74%
Total 'Disagree'	5993 24%	2523 33%	335 33%	163 54%	235 23%	128 41%	492 49%	180 60%	409 41%	158 52%	171 17%	76 25%	368 37%	170 56%	453 45%	170 56%	453 45%	148 49%	193 19%	90 29%	243 24%	125 42%	185 19%	58 19%	212 21%	121 40%	159 16%	63 21%

This is the English version of the results of the *2011 World Youths Survey*, which were published by the French think tank *Fondation pour l'Innovation politique*. Our publications are available in French and English at [www.fondapol.org](http://www.fondapol.org).

Fieldwork dates: June-July 2010





Q5. With regard to people and society, to what extent do you agree or disagree with the following statements?

Your future looks bright

[ONE ANSWER ONLY]

	TOTAL		US		MX		BR		AU		JP		CN		IN		RU		TR		IL		MA		ZA	
	16-29	30-50	16-29	30-50	16-29	30-50	16-29	30-50	16-29	30-50	16-29	30-50	16-29	30-50	16-29	30-50	16-29	30-50	16-29	30-50	16-29	30-50	16-29	30-50	16-29	30-50
Total	25103	7611	1001	324	1000	313	1008	316	1002	300	1000	304	1001	300	1015	302	1003	305	999	302	1000	300	1003	302	1006	300
Totally agree	5700 23%	1228 16%	319 32%	62 19%	285 29%	63 20%	449 45%	115 36%	228 23%	46 15%	81 8%	16 5%	202 20%	26 9%	443 44%	110 36%	299 30%	55 18%	260 26%	71 24%	380 38%	105 35%	306 31%	85 28%	336 33%	70 23%
Tend to agree	11843 47%	3445 45%	495 49%	185 57%	526 53%	166 53%	428 42%	154 49%	555 55%	185 62%	351 35%	108 36%	529 53%	127 42%	475 47%	157 52%	512 51%	134 44%	479 48%	130 43%	430 43%	137 46%	470 47%	133 44%	479 48%	159 53%
Tend to disagree	4665 19%	1947 26%	112 11%	52 16%	127 13%	62 20%	85 8%	34 11%	134 13%	44 15%	279 28%	109 36%	188 19%	113 38%	63 6%	22 7%	132 13%	80 26%	159 16%	54 18%	111 11%	33 11%	107 11%	39 13%	125 12%	45 15%
Totally disagree	1328 5%	576 8%	25 2%	13 4%	20 2%	12 4%	17 2%	7 2%	34 3%	8 3%	132 13%	34 11%	25 2%	16 5%	11 1%	2 1%	24 2%	18 6%	67 7%	27 9%	35 4%	17 6%	42 4%	13 4%	31 3%	19 6%
Do not know	1567 6%	415 5%	50 5%	12 4%	42 4%	10 3%	29 3%	6 2%	51 5%	17 6%	157 16%	37 12%	57 6%	18 6%	23 2%	11 4%	36 4%	18 6%	34 3%	20 7%	44 4%	8 3%	78 8%	32 11%	35 3%	7 2%
Total 'Agree'	17543 70%	4673 61%	814 81%	247 76%	811 81%	229 73%	877 87%	269 85%	783 78%	231 77%	432 43%	124 41%	731 73%	153 51%	918 90%	267 88%	811 81%	189 62%	739 74%	201 67%	810 81%	242 81%	776 77%	218 72%	815 81%	229 76%
Total 'Disagree'	5993 24%	2523 33%	137 14%	65 20%	147 15%	74 24%	102 10%	41 13%	168 17%	52 17%	411 41%	143 47%	213 21%	129 43%	74 7%	24 8%	156 16%	98 32%	226 23%	81 27%	146 15%	50 17%	149 15%	52 17%	156 16%	64 21%

This is the English version of the results of the *2011 World Youths Survey*, which were published by the French think tank *Fondation pour l'Innovation politique*. Our publications are available in French and English at [www.fondapol.org](http://www.fondapol.org).

Fieldwork dates: June-July 2010


















Q5. With regard to people and society, to what extent do you agree or disagree with the following statements?

Your country's future looks bright

[ONE ANSWER ONLY]

	TOTAL		 DE		 EE		 EL		 ES		 FI		 FR		 HU		 IT		 PL		 RO		 SE		 UK		 CA	
	16-29	30-50	16-29	30-50	16-29	30-50	16-29	30-50	16-29	30-50	16-29	30-50	16-29	30-50	16-29	30-50	16-29	30-50	16-29	30-50	16-29	30-50	16-29	30-50	16-29	30-50	16-29	30-50
Total	25103	7611	1001	302	1002	310	1001	301	1004	306	1001	303	1004	301	1014	301	1005	305	1005	306	1008	301	1000	303	1005	300	1015	304
Totally agree	3232 13%	823 11%	25 2%	8 3%	67 7%	10 3%	61 6%	6 2%	27 3%	1 *	145 14%	24 8%	22 2%	4 1%	88 9%	20 7%	42 4%	6 2%	59 6%	16 5%	113 11%	28 9%	214 21%	49 16%	50 5%	5 2%	152 15%	40 13%
Tend to agree	7774 31%	2283 30%	226 23%	40 13%	320 32%	86 28%	108 11%	21 7%	174 17%	42 14%	469 47%	157 52%	148 15%	32 11%	164 16%	43 14%	178 18%	51 17%	312 31%	95 31%	137 14%	44 15%	411 41%	159 52%	291 29%	58 19%	512 50%	119 39%
Tend to disagree	7919 32%	2564 34%	450 45%	135 45%	373 37%	120 39%	351 35%	124 41%	425 42%	138 45%	232 23%	93 31%	463 46%	147 49%	376 37%	116 39%	410 41%	132 43%	398 40%	126 41%	321 32%	86 29%	186 19%	59 19%	428 43%	142 47%	195 19%	90 30%
Totally disagree	4585 18%	1541 20%	226 23%	106 35%	158 16%	71 23%	452 45%	143 48%	321 32%	117 38%	68 7%	17 6%	294 29%	107 36%	338 33%	107 36%	345 34%	109 36%	152 15%	42 14%	388 38%	129 43%	84 8%	19 6%	153 15%	77 26%	74 7%	24 8%
Do not know	1593 6%	400 5%	74 7%	13 4%	84 8%	23 7%	29 3%	7 2%	57 6%	8 3%	87 9%	12 4%	77 8%	11 4%	48 5%	15 5%	30 3%	7 2%	84 8%	27 9%	49 5%	14 5%	105 11%	17 6%	83 8%	18 6%	82 8%	31 10%
Total 'Agree'	11006 44%	3106 41%	251 25%	48 16%	387 39%	96 31%	169 17%	27 9%	201 20%	43 14%	614 61%	181 60%	170 17%	36 12%	252 25%	63 21%	220 22%	57 19%	371 37%	111 36%	250 25%	72 24%	625 63%	208 69%	341 34%	63 21%	664 65%	159 52%
Total 'Disagree'	12504 50%	4105 54%	676 68%	241 80%	531 53%	191 62%	803 80%	267 89%	746 74%	255 83%	300 30%	110 36%	757 75%	254 84%	714 70%	223 74%	755 75%	241 79%	550 55%	168 55%	709 70%	215 71%	270 27%	78 26%	581 58%	219 73%	269 27%	114 38%

This is the English version of the results of the *2011 World Youths Survey*, which were published by the French think tank *Fondation pour l'Innovation politique*. Our publications are available in French and English at [www.fondapol.org](http://www.fondapol.org).

Fieldwork dates: June-July 2010

Q5. With regard to people and society, to what extent do you agree or disagree with the following statements?

Your country's future looks bright

[ONE ANSWER ONLY]

	TOTAL		US		MX		BR		AU		JP		CN		IN		RU		TR		IL		MA		ZA	
	16-29	30-50	16-29	30-50	16-29	30-50	16-29	30-50	16-29	30-50	16-29	30-50	16-29	30-50	16-29	30-50	16-29	30-50	16-29	30-50	16-29	30-50	16-29	30-50	16-29	30-50
Total	25103	7611	1001	324	1000	313	1008	316	1002	300	1000	304	1001	300	1015	302	1003	305	999	302	1000	300	1003	302	1006	300
Totally agree	3232 13%	823 11%	91 9%	15 5%	55 6%	7 2%	268 27%	70 22%	112 11%	30 10%	31 3%	11 4%	253 25%	53 18%	395 39%	127 42%	154 15%	44 14%	178 18%	59 20%	247 25%	77 26%	272 27%	88 29%	111 11%	25 8%
Tend to agree	7774 31%	2283 30%	284 28%	102 31%	179 18%	58 19%	457 45%	158 50%	523 52%	148 49%	209 21%	59 19%	572 57%	175 58%	446 44%	123 41%	433 43%	128 42%	254 25%	91 30%	242 24%	81 27%	405 40%	113 37%	320 32%	100 33%
Tend to disagree	7919 32%	2564 34%	381 38%	132 41%	462 46%	153 49%	207 21%	73 23%	235 23%	82 27%	388 39%	137 45%	112 11%	38 13%	125 12%	34 11%	273 27%	86 28%	271 27%	81 27%	313 31%	91 30%	178 18%	52 17%	366 36%	97 32%
Totally disagree	4585 18%	1541 20%	157 16%	51 16%	262 26%	89 28%	46 5%	10 3%	53 5%	23 8%	211 21%	62 20%	29 3%	14 5%	28 3%	10 3%	88 9%	28 9%	260 26%	58 19%	143 14%	41 14%	88 9%	19 6%	167 17%	68 23%
Do not know	1593 6%	400 5%	88 9%	24 7%	42 4%	6 2%	30 3%	5 2%	79 8%	17 6%	161 16%	35 12%	35 3%	20 7%	21 2%	8 3%	55 5%	19 6%	36 4%	13 4%	55 6%	10 3%	60 6%	30 10%	42 4%	10 3%
Total 'Agree'	11006 44%	3106 41%	375 37%	117 36%	234 23%	65 21%	725 72%	228 72%	635 63%	178 59%	240 24%	70 23%	825 82%	228 76%	841 83%	250 83%	587 59%	172 56%	432 43%	150 50%	489 49%	158 53%	677 67%	201 67%	431 43%	125 42%
Total 'Disagree'	12504 50%	4105 54%	538 54%	183 56%	724 72%	242 77%	253 25%	83 26%	288 29%	105 35%	599 60%	199 65%	141 14%	52 17%	153 15%	44 15%	361 36%	114 37%	531 53%	139 46%	456 46%	132 44%	266 27%	71 24%	533 53%	165 55%

This is the English version of the results of the *2011 World Youths Survey*, which were published by the French think tank *Fondation pour l'Innovation politique*. Our publications are available in French and English at [www.fondapol.org](http://www.fondapol.org).

Fieldwork dates: June-July 2010



Q5. With regard to people and society, to what extent do you agree or disagree with the following statements?

People can change society through their choices and actions

[ONE ANSWER ONLY]

	TOTAL		DE		EE		EL		ES		FI		FR		HU		IT		PL		RO		SE		UK		CA	
	16-29	30-50	16-29	30-50	16-29	30-50	16-29	30-50	16-29	30-50	16-29	30-50	16-29	30-50	16-29	30-50	16-29	30-50	16-29	30-50	16-29	30-50	16-29	30-50	16-29	30-50	16-29	30-50
Total	25103	7611	1001	302	1002	310	1001	301	1004	306	1001	303	1004	301	1014	301	1005	305	1005	306	1008	301	1000	303	1005	300	1015	304
Totally agree	9189 37%	2582 34%	252 25%	68 23%	403 40%	99 32%	471 47%	125 42%	208 21%	54 18%	281 28%	77 25%	191 19%	67 22%	257 25%	70 23%	246 24%	80 26%	310 31%	62 20%	528 52%	155 51%	450 45%	135 45%	229 23%	58 19%	329 32%	95 31%
Tend to agree	10971 44%	3594 47%	531 53%	168 56%	442 44%	156 50%	343 34%	129 43%	482 48%	168 55%	469 47%	150 50%	529 53%	178 59%	398 39%	120 40%	532 53%	170 56%	498 50%	179 58%	301 30%	83 28%	391 39%	126 42%	546 54%	172 57%	491 48%	154 51%
Tend to disagree	3225 13%	991 13%	154 15%	48 16%	117 12%	44 14%	126 13%	39 13%	216 22%	66 22%	150 15%	53 17%	180 18%	37 12%	221 22%	65 22%	173 17%	42 14%	140 14%	47 15%	113 11%	40 13%	75 8%	27 9%	155 15%	47 16%	118 12%	47 15%
Totally disagree	923 4%	273 4%	29 3%	14 5%	32 3%	7 2%	46 5%	7 2%	63 6%	13 4%	36 4%	13 4%	60 6%	15 5%	93 9%	35 12%	35 3%	9 3%	27 3%	12 4%	41 4%	15 5%	33 3%	4 1%	34 3%	10 3%	38 4%	3 1%
Do not know	795 3%	171 2%	35 3%	4 1%	8 1%	4 1%	15 1%	1 *	35 3%	5 2%	65 6%	10 3%	44 4%	4 1%	45 4%	11 4%	19 2%	4 1%	30 3%	6 2%	25 2%	8 3%	51 5%	11 4%	41 4%	13 4%	39 4%	5 2%
Total 'Agree'	20160 80%	6176 81%	783 78%	236 78%	845 84%	255 82%	814 81%	254 84%	690 69%	222 73%	750 75%	227 75%	720 72%	245 81%	655 65%	190 63%	778 77%	250 82%	808 80%	241 79%	829 82%	238 79%	841 84%	261 86%	775 77%	230 77%	820 81%	249 82%
Total 'Disagree'	4148 17%	1264 17%	183 18%	62 21%	149 15%	51 16%	172 17%	46 15%	279 28%	79 26%	186 19%	66 22%	240 24%	52 17%	314 31%	100 33%	208 21%	51 17%	167 17%	59 19%	154 15%	55 18%	108 11%	31 10%	189 19%	57 19%	156 15%	50 16%

This is the English version of the results of the *2011 World Youths Survey*, which were published by the French think tank *Fondation pour l'Innovation politique*. Our publications are available in French and English at [www.fondapol.org](http://www.fondapol.org).

Fieldwork dates: June-July 2010



Q5. With regard to people and society, to what extent do you agree or disagree with the following statements?

People can change society through their choices and actions

[ONE ANSWER ONLY]

	TOTAL		US		MX		BR		AU		JP		CN		IN		RU		TR		IL		MA		ZA	
	16-29	30-50	16-29	30-50	16-29	30-50	16-29	30-50	16-29	30-50	16-29	30-50	16-29	30-50	16-29	30-50	16-29	30-50	16-29	30-50	16-29	30-50	16-29	30-50	16-29	30-50
Total	25103	7611	1001	324	1000	313	1008	316	1002	300	1000	304	1001	300	1015	302	1003	305	999	302	1000	300	1003	302	1006	300
Totally agree	9189 37%	2582 34%	352 35%	102 31%	446 45%	138 44%	638 63%	200 63%	309 31%	85 28%	180 18%	41 13%	264 26%	46 15%	515 51%	153 51%	382 38%	90 30%	403 40%	138 46%	463 46%	121 40%	555 55%	193 64%	527 52%	130 43%
Tend to agree	10971 44%	3594 47%	522 52%	180 56%	410 41%	131 42%	274 27%	90 28%	530 53%	176 59%	523 52%	181 60%	577 58%	194 65%	354 35%	110 36%	465 46%	158 52%	384 38%	112 37%	322 32%	103 34%	272 27%	68 23%	385 38%	138 46%
Tend to disagree	3225 13%	991 13%	79 8%	34 10%	98 10%	31 10%	68 7%	20 6%	109 11%	25 8%	162 16%	45 15%	119 12%	42 14%	101 10%	27 9%	113 11%	42 14%	137 14%	32 11%	115 12%	49 16%	122 12%	21 7%	64 6%	21 7%
Totally disagree	923 4%	273 4%	12 1%	5 2%	37 4%	11 4%	20 2%	6 2%	15 1%	4 1%	29 3%	13 4%	25 2%	11 4%	30 3%	8 3%	21 2%	7 2%	54 5%	11 4%	60 6%	19 6%	35 3%	12 4%	18 2%	9 3%
Do not know	795 3%	171 2%	36 4%	3 1%	9 1%	2 1%	8 1%	-	39 4%	10 3%	106 11%	24 8%	16 2%	7 2%	15 1%	4 1%	22 2%	8 3%	21 2%	9 3%	40 4%	8 3%	19 2%	8 3%	12 1%	2 1%
Total 'Agree'	20160 80%	6176 81%	874 87%	282 87%	856 86%	269 86%	912 90%	290 92%	839 84%	261 87%	703 70%	222 73%	841 84%	240 80%	869 86%	263 87%	847 84%	248 81%	787 79%	250 83%	785 79%	224 75%	827 82%	261 86%	912 91%	268 89%
Total 'Disagree'	4148 17%	1264 17%	91 9%	39 12%	135 14%	42 13%	88 9%	26 8%	124 12%	29 10%	191 19%	58 19%	144 14%	53 18%	131 13%	35 12%	134 13%	49 16%	191 19%	43 14%	175 18%	68 23%	157 16%	33 11%	82 8%	30 10%

This is the English version of the results of the *2011 World Youths Survey*, which were published by the French think tank *Fondation pour l'Innovation politique*. Our publications are available in French and English at [www.fondapol.org](http://www.fondapol.org).

Fieldwork dates: June-July 2010





Q5. With regard to people and society, to what extent do you agree or disagree with the following statements?

People in your country have the opportunity to choose their own lives

[ONE ANSWER ONLY]

	TOTAL																											
	16-29	30-50	16-29	30-50	16-29	30-50	16-29	30-50	16-29	30-50	16-29	30-50	16-29	30-50	16-29	30-50	16-29	30-50	16-29	30-50	16-29	30-50	16-29	30-50	16-29	30-50	16-29	30-50
Total	25103	7611	1001	302	1002	310	1001	301	1004	306	1001	303	1004	301	1014	301	1005	305	1005	306	1008	301	1000	303	1005	300	1015	304
Totally agree	6811 27%	1747 23%	138 14%	36 12%	207 21%	41 13%	164 16%	32 11%	128 13%	33 11%	214 21%	42 14%	136 14%	34 11%	154 15%	34 11%	103 10%	39 13%	223 22%	49 16%	362 36%	92 31%	402 40%	97 32%	258 26%	51 17%	371 37%	91 30%
Tend to agree	10806 43%	3408 45%	524 52%	160 53%	454 45%	127 41%	274 27%	93 31%	484 48%	151 49%	465 46%	145 48%	503 50%	150 50%	306 30%	93 31%	465 46%	142 47%	475 47%	154 50%	315 31%	94 31%	419 42%	154 51%	538 54%	167 56%	514 51%	171 56%
Tend to disagree	4983 20%	1677 22%	232 23%	79 26%	242 24%	97 31%	388 39%	119 40%	288 29%	99 32%	216 22%	77 25%	251 25%	85 28%	350 35%	107 36%	331 33%	92 30%	227 23%	73 24%	220 22%	78 26%	97 10%	35 12%	140 14%	62 21%	75 7%	35 12%
Totally disagree	1595 6%	576 8%	69 7%	20 7%	78 8%	37 12%	144 14%	57 19%	71 7%	20 7%	55 5%	31 10%	75 7%	26 9%	150 15%	51 17%	72 7%	25 8%	44 4%	22 7%	78 8%	29 10%	27 3%	7 2%	29 3%	7 2%	23 2%	2 1%
Do not know	908 4%	203 3%	38 4%	7 2%	21 2%	8 3%	31 3%	- -	33 3%	3 1%	51 5%	8 3%	39 4%	6 2%	54 5%	16 5%	34 3%	7 2%	36 4%	8 3%	33 3%	8 3%	55 6%	10 3%	40 4%	13 4%	32 3%	5 2%
Total 'Agree'	17617 70%	5155 68%	662 66%	196 65%	661 66%	168 54%	438 44%	125 42%	612 61%	184 60%	679 68%	187 62%	639 64%	184 61%	460 45%	127 42%	568 57%	181 59%	698 69%	203 66%	677 67%	186 62%	821 82%	251 83%	796 79%	218 73%	885 87%	262 86%
Total 'Disagree'	6578 26%	2253 30%	301 30%	99 33%	320 32%	134 43%	532 53%	176 58%	359 36%	119 39%	271 27%	108 36%	326 32%	111 37%	500 49%	158 52%	403 40%	117 38%	271 27%	95 31%	298 30%	107 36%	124 12%	42 14%	169 17%	69 23%	98 10%	37 12%

This is the English version of the results of the 2011 World Youths Survey, which were published by the French think tank Fondation pour l'Innovation politique. Our publications are available in French and English at [www.fondapol.org](http://www.fondapol.org).

Fieldwork dates: June-July 2010



# 2011 World Youths

Q5. With regard to people and society, to what extent do you agree or disagree with the following statements?

People in your country have the opportunity to choose their own lives

[ONE ANSWER ONLY]

	TOTAL		US		MX		BR		AU		JP		CN		IN		RU		TR		IL		MA		ZA	
	16-29	30-50	16-29	30-50	16-29	30-50	16-29	30-50	16-29	30-50	16-29	30-50	16-29	30-50	16-29	30-50	16-29	30-50	16-29	30-50	16-29	30-50	16-29	30-50	16-29	30-50
Total	25103	7611	1001	324	1000	313	1008	316	1002	300	1000	304	1001	300	1015	302	1003	305	999	302	1000	300	1003	302	1006	300
Totally agree	6811 27%	1747 23%	366 37%	107 33%	351 35%	104 33%	432 43%	134 42%	338 34%	94 31%	136 14%	39 13%	219 22%	30 10%	436 43%	126 42%	292 29%	61 20%	240 24%	73 24%	440 44%	126 42%	298 30%	94 31%	403 40%	88 29%
Tend to agree	10806 43%	3408 45%	498 50%	171 53%	406 41%	127 41%	361 36%	118 37%	534 53%	171 57%	513 51%	172 57%	612 61%	188 63%	395 39%	120 40%	436 43%	147 48%	263 26%	78 26%	315 32%	85 28%	361 36%	98 32%	376 37%	132 44%
Tend to disagree	4983 20%	1677 22%	88 9%	38 12%	186 19%	62 20%	168 17%	52 16%	73 7%	24 8%	189 19%	50 16%	121 12%	56 19%	133 13%	45 15%	199 20%	69 23%	244 24%	77 25%	141 14%	52 17%	211 21%	63 21%	173 17%	51 17%
Totally disagree	1595 6%	576 8%	18 2%	4 1%	47 5%	18 6%	30 3%	7 2%	19 2%	6 2%	44 4%	19 6%	24 2%	17 6%	38 4%	7 2%	50 5%	19 6%	225 23%	65 22%	50 5%	25 8%	100 10%	32 11%	35 3%	23 8%
Do not know	908 4%	203 3%	31 3%	4 1%	10 1%	2 1%	17 2%	5 2%	38 4%	5 2%	118 12%	24 8%	25 2%	9 3%	13 1%	4 1%	26 3%	9 3%	27 3%	9 3%	54 5%	12 4%	33 3%	15 5%	19 2%	6 2%
Total 'Agree'	17617 70%	5155 68%	864 86%	278 86%	757 76%	231 74%	793 79%	252 80%	872 87%	265 88%	649 65%	211 69%	831 83%	218 73%	831 82%	246 81%	728 73%	208 68%	503 50%	151 50%	755 76%	211 70%	659 66%	192 64%	779 77%	220 73%
Total 'Disagree'	6578 26%	2253 30%	106 11%	42 13%	233 23%	80 26%	198 20%	59 19%	92 9%	30 10%	233 23%	69 23%	145 14%	73 24%	171 17%	52 17%	249 25%	88 29%	469 47%	142 47%	191 19%	77 26%	311 31%	95 31%	208 21%	74 25%

This is the English version of the results of the *2011 World Youths Survey*, which were published by the French think tank *Fondation pour l'Innovation politique*. Our publications are available in French and English at [www.fondapol.org](http://www.fondapol.org).

Fieldwork dates: June-July 2010







Q5. With regard to people and society, to what extent do you agree or disagree with the following statements?

Your life is in you own hands

[ONE ANSWER ONLY]

	TOTAL																											
	16-29	30-50	16-29	30-50	16-29	30-50	16-29	30-50	16-29	30-50	16-29	30-50	16-29	30-50	16-29	30-50	16-29	30-50	16-29	30-50	16-29	30-50	16-29	30-50	16-29	30-50	16-29	30-50
Total	25103	7611	1001	302	1002	310	1001	301	1004	306	1001	303	1004	301	1014	301	1005	305	1005	306	1008	301	1000	303	1005	300	1015	304
Totally agree	9572 38%	2445 32%	335 33%	85 28%	492 49%	107 35%	275 27%	58 19%	181 18%	48 16%	318 32%	74 24%	219 22%	64 21%	294 29%	77 26%	203 20%	54 18%	503 50%	99 32%	513 51%	126 42%	468 47%	112 37%	329 33%	71 24%	405 40%	124 41%
Tend to agree	10324 41%	3354 44%	488 49%	162 54%	408 41%	138 45%	394 39%	141 47%	522 52%	168 55%	465 46%	154 51%	542 54%	150 50%	387 38%	121 40%	520 52%	152 50%	385 38%	168 55%	331 33%	118 39%	381 38%	147 49%	489 49%	157 52%	477 47%	143 47%
Tend to disagree	3389 14%	1246 16%	128 13%	41 14%	73 7%	52 17%	248 25%	84 28%	210 21%	73 24%	142 14%	58 19%	177 18%	68 23%	224 22%	61 20%	220 22%	76 25%	78 8%	30 10%	94 9%	33 11%	83 8%	28 9%	123 12%	49 16%	75 7%	30 10%
Totally disagree	1093 4%	402 5%	23 2%	11 4%	16 2%	6 2%	64 6%	17 6%	60 6%	10 3%	24 2%	14 5%	35 3%	17 6%	73 7%	30 10%	35 3%	18 6%	16 2%	3 1%	41 4%	16 5%	21 2%	6 2%	34 3%	14 5%	32 3%	4 1%
Do not know	725 3%	164 2%	27 3%	3 1%	13 1%	7 2%	20 2%	1 *	31 3%	7 2%	52 5%	3 1%	31 3%	2 1%	36 4%	12 4%	27 3%	5 2%	23 2%	6 2%	29 3%	8 3%	47 5%	10 3%	30 3%	9 3%	26 3%	3 1%
Total 'Agree'	19896 79%	5799 76%	823 82%	247 82%	900 90%	245 79%	669 67%	199 66%	703 70%	216 71%	783 78%	228 75%	761 76%	214 71%	681 67%	198 66%	723 72%	206 68%	888 88%	267 87%	844 84%	244 81%	849 85%	259 85%	818 81%	228 76%	882 87%	267 88%
Total 'Disagree'	4482 18%	1648 22%	151 15%	52 17%	89 9%	58 19%	312 31%	101 34%	270 27%	83 27%	166 17%	72 24%	212 21%	85 28%	297 29%	91 30%	255 25%	94 31%	94 9%	33 11%	135 13%	49 16%	104 10%	34 11%	157 16%	63 21%	107 11%	34 11%

This is the English version of the results of the *2011 World Youths Survey*, which were published by the French think tank *Fondation pour l'Innovation politique*. Our publications are available in French and English at [www.fondapol.org](http://www.fondapol.org).

Fieldwork dates: June-July 2010



# 2011 World Youths

Q5. With regard to people and society, to what extent do you agree or disagree with the following statements?

Your life is in you own hands

[ONE ANSWER ONLY]

	TOTAL		US		MX		BR		AU		JP		CN		IN		RU		TR		IL		MA		ZA	
	16-29	30-50	16-29	30-50	16-29	30-50	16-29	30-50	16-29	30-50	16-29	30-50	16-29	30-50	16-29	30-50	16-29	30-50	16-29	30-50	16-29	30-50	16-29	30-50	16-29	30-50
Total	25103	7611	1001	324	1000	313	1008	316	1002	300	1000	304	1001	300	1015	302	1003	305	999	302	1000	300	1003	302	1006	300
Totally agree	9572 38%	2445 32%	383 38%	118 36%	509 51%	144 46%	506 50%	141 45%	384 38%	105 35%	87 9%	23 8%	318 32%	56 19%	593 58%	169 56%	501 50%	100 33%	335 34%	105 35%	552 55%	143 48%	375 37%	122 40%	494 49%	120 40%
Tend to agree	10324 41%	3354 44%	477 48%	164 51%	360 36%	118 38%	337 33%	111 35%	473 47%	151 50%	373 37%	115 38%	516 52%	155 52%	317 31%	88 29%	394 39%	141 46%	336 34%	97 32%	264 26%	104 35%	350 35%	82 27%	338 34%	109 36%
Tend to disagree	3389 14%	1246 16%	88 9%	33 10%	87 9%	31 10%	105 10%	43 14%	95 9%	34 11%	311 31%	106 35%	125 12%	68 23%	68 7%	32 11%	84 8%	51 17%	189 19%	59 20%	103 10%	32 11%	153 15%	34 11%	106 11%	40 13%
Totally disagree	1093 4%	402 5%	22 2%	7 2%	34 3%	19 6%	44 4%	13 4%	25 2%	5 2%	114 11%	33 11%	22 2%	11 4%	31 3%	9 3%	14 1%	8 3%	118 12%	36 12%	43 4%	14 5%	92 9%	51 17%	60 6%	30 10%
Do not know	725 3%	164 2%	31 3%	2 1%	10 1%	1 *	16 2%	8 3%	25 2%	5 2%	115 12%	27 9%	20 2%	10 3%	6 1%	4 1%	10 1%	5 2%	21 2%	5 2%	38 4%	7 2%	33 3%	13 4%	8 1%	1 *
Total 'Agree'	19896 79%	5799 76%	860 86%	282 87%	869 87%	262 84%	843 84%	252 80%	857 86%	256 85%	460 46%	138 45%	834 83%	211 70%	910 90%	257 85%	895 89%	241 79%	671 67%	202 67%	816 82%	247 82%	725 72%	204 68%	832 83%	229 76%
Total 'Disagree'	4482 18%	1648 22%	110 11%	40 12%	121 12%	50 16%	149 15%	56 18%	120 12%	39 13%	425 43%	139 46%	147 15%	79 26%	99 10%	41 14%	98 10%	59 19%	307 31%	95 31%	146 15%	46 15%	245 24%	85 28%	166 17%	70 23%

This is the English version of the results of the *2011 World Youths Survey*, which were published by the French think tank *Fondation pour l'Innovation politique*. Our publications are available in French and English at [www.fondapol.org](http://www.fondapol.org).

Fieldwork dates: June-July 2010





Q5. With regard to people and society, to what extent do you agree or disagree with the following statements?

Your are confident that you will have a good job in the future

[ONE ANSWER ONLY]

	TOTAL																											
	16-29	30-50	16-29	30-50	16-29	30-50	16-29	30-50	16-29	30-50	16-29	30-50	16-29	30-50	16-29	30-50	16-29	30-50	16-29	30-50	16-29	30-50	16-29	30-50	16-29	30-50	16-29	30-50
Total	25103	7611	1001	302	1002	310	1001	301	1004	306	1001	303	1004	301	1014	301	1005	305	1005	306	1008	301	1000	303	1005	300	1015	304
Totally agree	7129 28%	1632 21%	223 22%	41 14%	254 25%	51 16%	105 10%	22 7%	162 16%	34 11%	295 29%	57 19%	105 10%	20 7%	210 21%	49 16%	135 13%	44 14%	245 24%	59 19%	375 37%	75 25%	299 30%	75 25%	223 22%	26 9%	308 30%	89 29%
Tend to agree	10402 41%	3064 40%	483 48%	116 38%	468 47%	129 42%	325 32%	95 32%	515 51%	150 49%	416 42%	138 46%	385 38%	94 31%	331 33%	97 32%	488 49%	126 41%	466 46%	136 44%	405 40%	129 43%	364 36%	127 42%	485 48%	124 41%	473 47%	132 43%
Tend to disagree	4354 17%	1707 22%	173 17%	99 33%	156 16%	84 27%	345 34%	123 41%	209 21%	84 27%	153 15%	61 20%	298 30%	89 30%	274 27%	74 25%	258 26%	96 31%	155 15%	64 21%	134 13%	52 17%	183 18%	42 14%	174 17%	78 26%	130 13%	55 18%
Totally disagree	1401 6%	668 9%	61 6%	32 11%	33 3%	21 7%	122 12%	42 14%	43 4%	16 5%	55 5%	27 9%	80 8%	58 19%	114 11%	57 19%	85 8%	26 9%	28 3%	20 7%	42 4%	27 9%	66 7%	32 11%	48 5%	45 15%	35 3%	14 5%
Do not know	1817 7%	540 7%	61 6%	14 5%	91 9%	25 8%	104 10%	19 6%	75 7%	22 7%	82 8%	20 7%	136 14%	40 13%	85 8%	24 8%	39 4%	13 4%	111 11%	27 9%	52 5%	18 6%	88 9%	27 9%	75 7%	27 9%	69 7%	14 5%
Total 'Agree'	17531 70%	4696 62%	706 71%	157 52%	722 72%	180 58%	430 43%	117 39%	677 67%	184 60%	711 71%	195 64%	490 49%	114 38%	541 53%	146 49%	623 62%	170 56%	711 71%	195 64%	780 77%	204 68%	663 66%	202 67%	708 70%	150 50%	781 77%	221 73%
Total 'Disagree'	5755 23%	2375 31%	234 23%	131 43%	189 19%	105 34%	467 47%	165 55%	252 25%	100 33%	208 21%	88 29%	378 38%	147 49%	388 38%	131 44%	343 34%	122 40%	183 18%	84 27%	176 17%	79 26%	249 25%	74 24%	222 22%	123 41%	165 16%	69 23%













This is the English version of the results of the *2011 World Youths Survey*, which were published by the French think tank *Fondation pour l'Innovation politique*. Our publications are available in French and English at [www.fondapol.org](http://www.fondapol.org).

Fieldwork dates: June-July 2010

Q5. With regard to people and society, to what extent do you agree or disagree with the following statements?

Your are confident that you will have a good job in the future

[ONE ANSWER ONLY]

	TOTAL		 US		 MX		 BR		 AU		 JP		 CN		 IN		 RU		 TR		 IL		 MA		 ZA	
	16-29	30-50	16-29	30-50	16-29	30-50	16-29	30-50	16-29	30-50	16-29	30-50	16-29	30-50	16-29	30-50	16-29	30-50	16-29	30-50	16-29	30-50	16-29	30-50	16-29	30-50
Total	25103	7611	1001	324	1000	313	1008	316	1002	300	1000	304	1001	300	1015	302	1003	305	999	302	1000	300	1003	302	1006	300
Totally agree	7129 28%	1632 21%	310 31%	72 22%	438 44%	121 39%	390 39%	94 30%	270 27%	53 18%	69 7%	17 6%	297 30%	47 16%	595 59%	151 50%	345 34%	56 18%	285 29%	82 27%	420 42%	121 40%	336 33%	76 25%	435 43%	100 33%
Tend to agree	10402 41%	3064 40%	452 45%	154 48%	397 40%	138 44%	401 40%	120 38%	492 49%	140 47%	250 25%	91 30%	549 55%	153 51%	338 33%	105 35%	453 45%	142 47%	353 35%	98 32%	338 34%	101 34%	383 38%	105 35%	392 39%	124 41%
Tend to disagree	4354 17%	1707 22%	131 13%	59 18%	109 11%	37 12%	146 14%	68 22%	139 14%	63 21%	319 32%	108 36%	95 9%	74 25%	50 5%	30 10%	132 13%	66 22%	201 20%	66 22%	148 15%	45 15%	131 13%	43 14%	111 11%	47 16%
Totally disagree	1401 6%	668 9%	29 3%	15 5%	20 2%	14 4%	39 4%	20 6%	27 3%	14 5%	179 18%	44 14%	20 2%	11 4%	16 2%	7 2%	25 2%	17 6%	117 12%	42 14%	36 4%	21 7%	48 5%	26 9%	33 3%	20 7%
Do not know	1817 7%	540 7%	79 8%	24 7%	36 4%	3 1%	32 3%	14 4%	74 7%	30 10%	183 18%	44 14%	40 4%	15 5%	16 2%	9 3%	48 5%	24 8%	43 4%	14 5%	58 6%	12 4%	105 10%	52 17%	35 3%	9 3%
Total 'Agree'	17531 70%	4696 62%	762 76%	226 70%	835 84%	259 83%	791 78%	214 68%	762 76%	193 64%	319 32%	108 36%	846 85%	200 67%	933 92%	256 85%	798 80%	198 65%	638 64%	180 60%	758 76%	222 74%	719 72%	181 60%	827 82%	224 75%
Total 'Disagree'	5755 23%	2375 31%	160 16%	74 23%	129 13%	51 16%	185 18%	88 28%	166 17%	77 26%	498 50%	152 50%	115 11%	85 28%	66 7%	37 12%	157 16%	83 27%	318 32%	108 36%	184 18%	66 22%	179 18%	69 23%	144 14%	67 22%

This is the English version of the results of the *2011 World Youths Survey*, which were published by the French think tank *Fondation pour l'Innovation politique*. Our publications are available in French and English at [www.fondapol.org](http://www.fondapol.org).

Fieldwork dates: June-July 2010



Q5. With regard to people and society, to what extent do you agree or disagree with the following statements?

It is acceptable to break the law to fight injustice in society

[ONE ANSWER ONLY]

	TOTAL																											
	16-29	30-50	16-29	30-50	16-29	30-50	16-29	30-50	16-29	30-50	16-29	30-50	16-29	30-50	16-29	30-50	16-29	30-50	16-29	30-50	16-29	30-50	16-29	30-50	16-29	30-50	16-29	30-50
Total	25103	7611	1001	302	1002	310	1001	301	1004	306	1001	303	1004	301	1014	301	1005	305	1005	306	1008	301	1000	303	1005	300	1015	304
Totally agree	4134 16%	859 11%	98 10%	20 7%	126 13%	19 6%	192 19%	42 14%	179 18%	30 10%	135 13%	25 8%	163 16%	44 15%	201 20%	50 17%	92 9%	27 9%	140 14%	23 8%	262 26%	52 17%	162 16%	23 8%	101 10%	20 7%	139 14%	21 7%
Tend to agree	8082 32%	2057 27%	274 27%	71 24%	330 33%	57 18%	322 32%	82 27%	426 42%	129 42%	258 26%	55 18%	407 41%	116 39%	306 30%	74 25%	300 30%	75 25%	349 35%	97 32%	315 31%	78 26%	409 41%	99 33%	320 32%	69 23%	330 33%	101 33%
Tend to disagree	7192 29%	2436 32%	358 36%	94 31%	316 32%	120 39%	233 23%	95 32%	254 25%	99 32%	332 33%	111 37%	250 25%	84 28%	281 28%	93 31%	361 36%	94 31%	278 28%	101 33%	211 21%	74 25%	256 26%	103 34%	351 35%	120 40%	335 33%	93 31%
Totally disagree	3753 15%	1823 24%	197 20%	107 35%	147 15%	99 32%	187 19%	72 24%	74 7%	33 11%	130 13%	95 31%	93 9%	45 15%	143 14%	60 20%	218 22%	98 32%	138 14%	59 19%	139 14%	80 27%	86 9%	60 20%	114 11%	55 18%	121 12%	64 21%
Do not know	1942 8%	436 6%	74 7%	10 3%	83 8%	15 5%	67 7%	10 3%	71 7%	15 5%	146 15%	17 6%	91 9%	12 4%	83 8%	24 8%	34 3%	11 4%	100 10%	26 8%	81 8%	17 6%	87 9%	18 6%	119 12%	36 12%	90 9%	25 8%
Total 'Agree'	12216 49%	2916 38%	372 37%	91 30%	456 46%	76 25%	514 51%	124 41%	605 60%	159 52%	393 39%	80 26%	570 57%	160 53%	507 50%	124 41%	392 39%	102 33%	489 49%	120 39%	577 57%	130 43%	571 57%	122 40%	421 42%	89 30%	469 46%	122 40%
Total 'Disagree'	10945 44%	4259 56%	555 55%	201 67%	463 46%	219 71%	420 42%	167 55%	328 33%	132 43%	462 46%	206 68%	343 34%	129 43%	424 42%	153 51%	579 58%	192 63%	416 41%	160 52%	350 35%	154 51%	342 34%	163 54%	465 46%	175 58%	456 45%	157 52%

This is the English version of the results of the *2011 World Youths Survey*, which were published by the French think tank *Fondation pour l'Innovation politique*. Our publications are available in French and English at [www.fondapol.org](http://www.fondapol.org).

Fieldwork dates: June-July 2010



Q5. With regard to people and society, to what extent do you agree or disagree with the following statements?

It is acceptable to break the law to fight injustice in society

[ONE ANSWER ONLY]

	TOTAL		US		MX		BR		AU		JP		CN		IN		RU		TR		IL		MA		ZA	
	16-29	30-50	16-29	30-50	16-29	30-50	16-29	30-50	16-29	30-50	16-29	30-50	16-29	30-50	16-29	30-50	16-29	30-50	16-29	30-50	16-29	30-50	16-29	30-50	16-29	30-50
Total	25103	7611	1001	324	1000	313	1008	316	1002	300	1000	304	1001	300	1015	302	1003	305	999	302	1000	300	1003	302	1006	300
Totally agree	4134 16%	859 11%	123 12%	26 8%	201 20%	42 13%	220 22%	43 14%	84 8%	22 7%	59 6%	10 3%	108 11%	23 8%	307 30%	76 25%	134 13%	21 7%	205 21%	45 15%	308 31%	78 26%	263 26%	55 18%	132 13%	22 7%
Tend to agree	8082 32%	2057 27%	295 29%	95 29%	311 31%	91 29%	323 32%	86 27%	316 32%	76 25%	294 29%	90 30%	361 36%	90 30%	410 40%	100 33%	323 32%	90 30%	255 26%	42 14%	270 27%	85 28%	290 29%	57 19%	288 29%	52 17%
Tend to disagree	7192 29%	2436 32%	295 29%	112 35%	285 29%	102 33%	254 25%	82 26%	349 35%	119 40%	353 35%	119 39%	361 36%	121 40%	201 20%	80 26%	328 33%	106 35%	205 21%	64 21%	244 24%	76 25%	197 20%	75 25%	304 30%	99 33%
Totally disagree	3753 15%	1823 24%	168 17%	64 20%	165 17%	70 22%	182 18%	97 31%	143 14%	61 20%	121 12%	46 15%	123 12%	53 18%	77 8%	43 14%	159 16%	68 22%	292 29%	139 46%	113 11%	51 17%	192 19%	86 28%	231 23%	118 39%
Do not know	1942 8%	436 6%	120 12%	27 8%	38 4%	8 3%	29 3%	8 3%	110 11%	22 7%	173 17%	39 13%	48 5%	13 4%	20 2%	3 1%	59 6%	20 7%	42 4%	12 4%	65 7%	10 3%	61 6%	29 10%	51 5%	9 3%
Total 'Agree'	12216 49%	2916 38%	418 42%	121 37%	512 51%	133 42%	543 54%	129 41%	400 40%	98 33%	353 35%	100 33%	469 47%	113 38%	717 71%	176 58%	457 46%	111 36%	460 46%	87 29%	578 58%	163 54%	553 55%	112 37%	420 42%	74 25%
Total 'Disagree'	10945 44%	4259 56%	463 46%	176 54%	450 45%	172 55%	436 43%	179 57%	492 49%	180 60%	474 47%	165 54%	484 48%	174 58%	278 27%	123 41%	487 49%	174 57%	497 50%	203 67%	357 36%	127 42%	389 39%	161 53%	535 53%	217 72%

This is the English version of the results of the *2011 World Youths Survey*, which were published by the French think tank *Fondation pour l'Innovation politique*. Our publications are available in French and English at [www.fondapol.org](http://www.fondapol.org).

Fieldwork dates: June-July 2010





Q5. With regard to people and society, to what extent do you agree or disagree with the following statements?

What happens in the world does not have much impact on your life

[ONE ANSWER ONLY]

	TOTAL		DE		EE		EL		ES		FI		FR		HU		IT		PL		RO		SE		UK		CA	
	16-29	30-50	16-29	30-50	16-29	30-50	16-29	30-50	16-29	30-50	16-29	30-50	16-29	30-50	16-29	30-50	16-29	30-50	16-29	30-50	16-29	30-50	16-29	30-50	16-29	30-50	16-29	30-50
Total	25103	7611	1001	302	1002	310	1001	301	1004	306	1001	303	1004	301	1014	301	1005	305	1005	306	1008	301	1000	303	1005	300	1015	304
Totally agree	2511 10%	588 8%	39 4%	17 6%	58 6%	18 6%	80 8%	14 5%	42 4%	5 2%	117 12%	9 3%	43 4%	13 4%	125 12%	30 10%	60 6%	15 5%	75 7%	22 7%	178 18%	44 15%	111 11%	18 6%	56 6%	6 2%	67 7%	10 3%
Tend to agree	6719 27%	1848 24%	261 26%	61 20%	224 22%	73 24%	148 15%	40 13%	245 24%	56 18%	314 31%	93 31%	279 28%	58 19%	285 28%	79 26%	250 25%	62 20%	288 29%	85 28%	310 31%	93 31%	332 33%	86 28%	232 23%	64 21%	270 27%	72 24%
Tend to disagree	9564 38%	3078 40%	457 46%	140 46%	440 44%	140 45%	356 36%	109 36%	451 45%	145 47%	373 37%	136 45%	436 43%	139 46%	367 36%	107 36%	438 44%	130 43%	413 41%	137 45%	319 32%	98 33%	307 31%	126 42%	463 46%	141 47%	421 41%	140 46%
Totally disagree	5151 21%	1829 24%	202 20%	70 23%	256 26%	71 23%	389 39%	137 46%	215 21%	95 31%	118 12%	53 17%	195 19%	85 28%	182 18%	72 24%	226 22%	89 29%	182 18%	46 15%	146 14%	55 18%	183 18%	60 20%	210 21%	77 26%	211 21%	72 24%
Do not know	1158 5%	268 4%	42 4%	14 5%	24 2%	8 3%	28 3%	1 *	51 5%	5 2%	79 8%	12 4%	51 5%	6 2%	55 5%	13 4%	31 3%	9 3%	47 5%	16 5%	55 5%	11 4%	67 7%	13 4%	44 4%	12 4%	46 5%	10 3%
Total 'Agree'	9230 37%	2436 32%	300 30%	78 26%	282 28%	91 29%	228 23%	54 18%	287 29%	61 20%	431 43%	102 34%	322 32%	71 24%	410 40%	109 36%	310 31%	77 25%	363 36%	107 35%	488 48%	137 46%	443 44%	104 34%	288 29%	70 23%	337 33%	82 27%
Total 'Disagree'	14715 59%	4907 64%	659 66%	210 70%	696 69%	211 68%	745 74%	246 82%	666 66%	240 78%	491 49%	189 62%	631 63%	224 74%	549 54%	179 59%	664 66%	219 72%	595 59%	183 60%	465 46%	153 51%	490 49%	186 61%	673 67%	218 73%	632 62%	212 70%

This is the English version of the results of the *2011 World Youths Survey*, which were published by the French think tank *Fondation pour l'Innovation politique*. Our publications are available in French and English at [www.fondapol.org](http://www.fondapol.org).

Fieldwork dates: June-July 2010



# 2011 World Youths

Q5. With regard to people and society, to what extent do you agree or disagree with the following statements?

What happens in the world does not have much impact on your life

[ONE ANSWER ONLY]

	TOTAL		US		MX		BR		AU		JP		CN		IN		RU		TR		IL		MA		ZA	
	16-29	30-50	16-29	30-50	16-29	30-50	16-29	30-50	16-29	30-50	16-29	30-50	16-29	30-50	16-29	30-50	16-29	30-50	16-29	30-50	16-29	30-50	16-29	30-50	16-29	30-50
Total	25103	7611	1001	324	1000	313	1008	316	1002	300	1000	304	1001	300	1015	302	1003	305	999	302	1000	300	1003	302	1006	300
Totally agree	2511 10%	588 8%	63 6%	12 4%	73 7%	18 6%	137 14%	37 12%	57 6%	25 8%	48 5%	9 3%	71 7%	15 5%	189 19%	41 14%	86 9%	13 4%	158 16%	46 15%	272 27%	82 27%	227 23%	48 16%	79 8%	21 7%
Tend to agree	6719 27%	1848 24%	177 18%	67 21%	247 25%	64 20%	210 21%	68 22%	252 25%	80 27%	294 29%	89 29%	338 34%	76 25%	358 35%	105 35%	369 37%	112 37%	216 22%	61 20%	243 24%	73 24%	321 32%	74 25%	256 25%	57 19%
Tend to disagree	9564 38%	3078 40%	399 40%	135 42%	384 38%	134 43%	337 33%	95 30%	461 46%	128 43%	405 41%	135 44%	476 48%	171 57%	304 30%	99 33%	407 41%	136 45%	281 28%	68 23%	285 29%	91 30%	201 20%	73 24%	383 38%	125 42%
Totally disagree	5151 21%	1829 24%	302 30%	97 30%	274 27%	88 28%	306 30%	113 36%	174 17%	61 20%	127 13%	41 13%	93 9%	28 9%	119 12%	40 13%	117 12%	37 12%	316 32%	119 39%	144 14%	45 15%	211 21%	89 29%	253 25%	89 30%
Do not know	1158 5%	268 4%	60 6%	13 4%	22 2%	9 3%	18 2%	3 1%	58 6%	6 2%	126 13%	30 10%	23 2%	10 3%	45 4%	17 6%	24 2%	7 2%	28 3%	8 3%	56 6%	9 3%	43 4%	18 6%	35 3%	8 3%
Total 'Agree'	9230 37%	2436 32%	240 24%	79 24%	320 32%	82 26%	347 34%	105 33%	309 31%	105 35%	342 34%	98 32%	409 41%	91 30%	547 54%	146 48%	455 45%	125 41%	374 37%	107 35%	515 52%	155 52%	548 55%	122 40%	335 33%	78 26%
Total 'Disagree'	14715 59%	4907 64%	701 70%	232 72%	658 66%	222 71%	643 64%	208 66%	635 63%	189 63%	532 53%	176 58%	569 57%	199 66%	423 42%	139 46%	524 52%	173 57%	597 60%	187 62%	429 43%	136 45%	412 41%	162 54%	636 63%	214 71%

This is the English version of the results of the *2011 World Youths Survey*, which were published by the French think tank *Fondation pour l'Innovation politique*. Our publications are available in French and English at [www.fondapol.org](http://www.fondapol.org).














Fieldwork dates: June-July 2010



Q5. With regard to people and society, to what extent do you agree or disagree with the following statements?

Spiritual values should be given greater importance in society

[ONE ANSWER ONLY]

	TOTAL		 DE		 EE		 EL		 ES		 FI		 FR		 HU		 IT		 PL		 RO		 SE		 UK		 CA	
	16-29	30-50	16-29	30-50	16-29	30-50	16-29	30-50	16-29	30-50	16-29	30-50	16-29	30-50	16-29	30-50	16-29	30-50	16-29	30-50	16-29	30-50	16-29	30-50	16-29	30-50	16-29	30-50
Total	25103	7611	1001	302	1002	310	1001	301	1004	306	1001	303	1004	301	1014	301	1005	305	1005	306	1008	301	1000	303	1005	300	1015	304
Totally agree	6099 24%	2086 27%	65 6%	24 8%	280 28%	134 43%	346 35%	109 36%	106 11%	32 10%	183 18%	49 16%	65 6%	21 7%	150 15%	41 14%	137 14%	58 19%	116 12%	24 8%	369 37%	132 44%	111 11%	22 7%	93 9%	24 8%	128 13%	54 18%
Tend to agree	9182 37%	2905 38%	249 25%	85 28%	501 50%	145 47%	456 46%	141 47%	380 38%	141 46%	362 36%	147 49%	244 24%	82 27%	281 28%	88 29%	423 42%	123 40%	346 34%	127 42%	399 40%	108 36%	209 21%	59 19%	271 27%	75 25%	299 29%	91 30%
Tend to disagree	5227 21%	1475 19%	330 33%	107 35%	131 13%	20 6%	124 12%	42 14%	291 29%	88 29%	223 22%	53 17%	342 34%	99 33%	309 30%	86 29%	273 27%	82 27%	282 28%	92 30%	125 12%	42 14%	249 25%	84 28%	359 36%	114 38%	313 31%	87 29%
Totally disagree	2790 11%	773 10%	271 27%	59 20%	27 3%	3 1%	38 4%	3 1%	141 14%	32 10%	91 9%	27 9%	236 24%	71 24%	167 16%	55 18%	126 13%	34 11%	162 16%	41 13%	55 5%	9 3%	309 31%	114 38%	171 17%	57 19%	187 18%	57 19%
Do not know	1805 7%	372 5%	86 9%	27 9%	63 6%	8 3%	37 4%	6 2%	86 9%	13 4%	142 14%	27 9%	117 12%	28 9%	107 11%	31 10%	46 5%	8 3%	99 10%	22 7%	60 6%	10 3%	122 12%	24 8%	111 11%	30 10%	88 9%	15 5%
Total 'Agree'	15281 61%	4991 66%	314 31%	109 36%	781 78%	279 90%	802 80%	250 83%	486 48%	173 57%	545 54%	196 65%	309 31%	103 34%	431 43%	129 43%	560 56%	181 59%	462 46%	151 49%	768 76%	240 80%	320 32%	81 27%	364 36%	99 33%	427 42%	145 48%
Total 'Disagree'	8017 32%	2248 30%	601 60%	166 55%	158 16%	23 7%	162 16%	45 15%	432 43%	120 39%	314 31%	80 26%	578 58%	170 56%	476 47%	141 47%	399 40%	116 38%	444 44%	133 43%	180 18%	51 17%	558 56%	198 65%	530 53%	171 57%	500 49%	144 47%

This is the English version of the results of the *2011 World Youths Survey*, which were published by the French think tank *Fondation pour l'Innovation politique*. Our publications are available in French and English at [www.fondapol.org](http://www.fondapol.org).

Fieldwork dates: June-July 2010



Q5. With regard to people and society, to what extent do you agree or disagree with the following statements?

Spiritual values should be given greater importance in society

[ONE ANSWER ONLY]

	TOTAL		US		MX		BR		AU		JP		CN		IN		RU		TR		IL		MA		ZA	
	16-29	30-50	16-29	30-50	16-29	30-50	16-29	30-50	16-29	30-50	16-29	30-50	16-29	30-50	16-29	30-50	16-29	30-50	16-29	30-50	16-29	30-50	16-29	30-50	16-29	30-50
Total	25103	7611	1001	324	1000	313	1008	316	1002	300	1000	304	1001	300	1015	302	1003	305	999	302	1000	300	1003	302	1006	300
Totally agree	6099 24%	2086 27%	237 24%	88 27%	298 30%	115 37%	360 36%	159 50%	115 11%	38 13%	157 16%	39 13%	267 27%	51 17%	340 33%	117 39%	450 45%	128 42%	445 45%	160 53%	300 30%	96 32%	530 53%	221 73%	451 45%	150 50%
Tend to agree	9182 37%	2905 38%	325 32%	124 38%	418 42%	146 47%	354 35%	106 34%	303 30%	103 34%	562 56%	186 61%	628 63%	221 74%	417 41%	106 35%	435 43%	152 50%	361 36%	92 30%	290 29%	99 33%	313 31%	56 19%	356 35%	102 34%
Tend to disagree	5227 21%	1475 19%	217 22%	50 15%	185 19%	39 12%	168 17%	36 11%	320 32%	94 31%	115 12%	45 15%	82 8%	16 5%	162 16%	60 20%	83 8%	16 5%	110 11%	27 9%	219 22%	53 18%	83 8%	11 4%	132 13%	32 11%
Totally disagree	2790 11%	773 10%	122 12%	46 14%	65 7%	9 3%	103 10%	10 3%	154 15%	48 16%	21 2%	5 2%	9 1%	5 2%	68 7%	14 5%	12 1%	2 1%	57 6%	17 6%	113 11%	39 13%	40 4%	6 2%	45 4%	10 3%
Do not know	1805 7%	372 5%	100 10%	16 5%	34 3%	4 1%	23 2%	5 2%	110 11%	17 6%	145 15%	29 10%	15 1%	7 2%	28 3%	5 2%	23 2%	7 2%	26 3%	6 2%	78 8%	13 4%	37 4%	8 3%	22 2%	6 2%
Total 'Agree'	15281 61%	4991 66%	562 56%	212 65%	716 72%	261 83%	714 71%	265 84%	418 42%	141 47%	719 72%	225 74%	895 89%	272 91%	757 75%	223 74%	885 88%	280 92%	806 81%	252 83%	590 59%	195 65%	843 84%	277 92%	807 80%	252 84%
Total 'Disagree'	8017 32%	2248 30%	339 34%	96 30%	250 25%	48 15%	271 27%	46 15%	474 47%	142 47%	136 14%	50 16%	91 9%	21 7%	230 23%	74 25%	95 9%	18 6%	167 17%	44 15%	332 33%	92 31%	123 12%	17 6%	177 18%	42 14%














This is the English version of the results of the 2011 World Youths Survey, which were published by the French think tank Fondation pour l'Innovation politique. Our publications are available in French and English at [www.fondapol.org](http://www.fondapol.org).

Fieldwork dates: June-July 2010

Q5. With regard to people and society, to what extent do you agree or disagree with the following statements?

The family is the foundation of society

[ONE ANSWER ONLY]

	TOTAL		 DE		 EE		 EL		 ES		 FI		 FR		 HU		 IT		 PL		 RO		 SE		 UK		 CA	
	16-29	30-50	16-29	30-50	16-29	30-50	16-29	30-50	16-29	30-50	16-29	30-50	16-29	30-50	16-29	30-50	16-29	30-50	16-29	30-50	16-29	30-50	16-29	30-50	16-29	30-50	16-29	30-50
Total	25103	7611	1001	302	1002	310	1001	301	1004	306	1001	303	1004	301	1014	301	1005	305	1005	306	1008	301	1000	303	1005	300	1015	304
Totally agree	10685 43%	3698 49%	346 35%	131 43%	500 50%	169 55%	499 50%	171 57%	212 21%	90 29%	251 25%	81 27%	213 21%	81 27%	406 40%	144 48%	322 32%	142 47%	456 45%	132 43%	548 54%	179 59%	270 27%	89 29%	279 28%	80 27%	305 30%	121 40%
Tend to agree	9714 39%	2860 38%	432 43%	120 40%	388 39%	115 37%	333 33%	99 37%	498 50%	154 50%	446 45%	125 41%	488 49%	157 52%	357 35%	100 33%	461 46%	118 39%	405 40%	143 47%	305 30%	84 28%	384 38%	129 43%	484 48%	161 54%	483 48%	139 46%
Tend to disagree	2956 12%	708 9%	155 15%	31 10%	67 7%	17 5%	106 11%	25 8%	189 19%	44 14%	169 17%	61 20%	192 19%	43 14%	143 14%	31 10%	157 16%	37 12%	86 9%	21 7%	86 9%	21 7%	208 21%	61 20%	162 16%	34 11%	140 14%	33 11%
Totally disagree	744 3%	176 2%	29 3%	12 4%	13 1%	6 2%	33 3%	6 2%	49 5%	13 4%	39 4%	22 7%	55 5%	7 2%	58 6%	10 3%	40 4%	5 2%	25 2%	7 2%	33 3%	8 3%	58 6%	14 5%	21 2%	9 3%	31 3%	8 3%
Do not know	1004 4%	169 2%	39 4%	8 3%	34 3%	3 1%	30 3%	- -	56 6%	5 2%	96 10%	14 5%	56 6%	13 4%	50 5%	16 5%	25 2%	3 1%	33 3%	3 1%	36 4%	9 3%	80 8%	10 3%	59 6%	16 5%	56 6%	3 1%
Total 'Agree'	20399 81%	6558 86%	778 78%	251 83%	888 89%	284 92%	832 83%	270 90%	710 71%	244 80%	697 70%	206 68%	701 70%	238 79%	763 75%	244 81%	783 78%	260 85%	861 86%	275 90%	853 85%	263 87%	654 65%	218 72%	763 76%	241 80%	788 78%	260 86%
Total 'Disagree'	3700 15%	884 12%	184 18%	43 14%	80 8%	23 7%	139 14%	31 10%	238 24%	57 19%	208 21%	83 27%	247 25%	50 17%	201 20%	41 14%	197 20%	42 14%	111 11%	28 9%	119 12%	29 10%	266 27%	75 25%	183 18%	43 14%	171 17%	41 13%













This is the English version of the results of the *2011 World Youths Survey*, which were published by the French think tank *Fondation pour l'Innovation politique*. Our publications are available in French and English at [www.fondapol.org](http://www.fondapol.org).

Fieldwork dates: June-July 2010

Q5. With regard to people and society, to what extent do you agree or disagree with the following statements?

The family is the foundation of society

[ONE ANSWER ONLY]

	TOTAL		 US		 MX		 BR		 AU		 JP		 CN		 IN		 RU		 TR		 IL		 MA		 ZA	
	16-29	30-50	16-29	30-50	16-29	30-50	16-29	30-50	16-29	30-50	16-29	30-50	16-29	30-50	16-29	30-50	16-29	30-50	16-29	30-50	16-29	30-50	16-29	30-50	16-29	30-50
Total	25103	7611	1001	324	1000	313	1008	316	1002	300	1000	304	1001	300	1015	302	1003	305	999	302	1000	300	1003	302	1006	300
Totally agree	10685 43%	3698 49%	391 39%	165 51%	653 65%	221 71%	631 63%	235 74%	292 29%	134 45%	242 24%	86 28%	423 42%	107 36%	641 63%	203 67%	514 51%	131 43%	656 66%	223 74%	445 45%	125 42%	689 69%	273 90%	501 50%	185 62%
Tend to agree	9714 39%	2860 38%	423 42%	112 35%	287 29%	77 25%	248 25%	62 20%	499 50%	131 44%	506 51%	160 53%	516 52%	182 61%	292 29%	79 26%	365 36%	140 46%	229 23%	52 17%	307 31%	113 38%	196 20%	19 6%	382 38%	89 30%
Tend to disagree	2956 12%	708 9%	117 12%	35 11%	45 5%	11 4%	99 10%	16 5%	131 13%	25 8%	123 12%	34 11%	50 5%	9 3%	54 5%	17 6%	90 9%	28 9%	69 7%	16 5%	152 15%	38 13%	84 8%	2 1%	82 8%	18 6%
Totally disagree	744 3%	176 2%	23 2%	6 2%	4 *	3 1%	18 2%	3 1%	25 2%	3 1%	24 2%	5 2%	5 *	1 *	16 2%	- -	16 2%	3 1%	32 3%	6 2%	49 5%	11 4%	25 2%	2 1%	23 2%	6 2%
Do not know	1004 4%	169 2%	47 5%	6 2%	11 1%	1 *	12 1%	- -	55 5%	7 2%	105 11%	19 6%	7 1%	1 *	12 1%	3 1%	18 2%	3 1%	13 1%	5 2%	47 5%	13 4%	9 1%	6 2%	18 2%	2 1%
Total 'Agree'	20399 81%	6558 86%	814 81%	277 85%	940 94%	298 95%	879 87%	297 94%	791 79%	265 88%	748 75%	246 81%	939 94%	289 96%	933 92%	282 93%	879 88%	271 89%	885 89%	275 91%	752 75%	238 79%	885 88%	292 97%	883 88%	274 91%
Total 'Disagree'	3700 15%	884 12%	140 14%	41 13%	49 5%	14 4%	117 12%	19 6%	156 16%	28 9%	147 15%	39 13%	55 5%	10 3%	70 7%	17 6%	106 11%	31 10%	101 10%	22 7%	201 20%	49 16%	109 11%	4 1%	105 10%	24 8%

This is the English version of the results of the *2011 World Youths Survey*, which were published by the French think tank *Fondation pour l'Innovation politique*. Our publications are available in French and English at [www.fondapol.org](http://www.fondapol.org).

Fieldwork dates: June-July 2010





Q5. With regard to people and society, to what extent do you agree or disagree with the following statements?

You are prepared to pay for the pensions of older generations

[ONE ANSWER ONLY]

	TOTAL																											
	16-29	30-50	16-29	30-50	16-29	30-50	16-29	30-50	16-29	30-50	16-29	30-50	16-29	30-50	16-29	30-50	16-29	30-50	16-29	30-50	16-29	30-50	16-29	30-50	16-29	30-50	16-29	30-50
Total	25103	7611	1001	302	1002	310	1001	301	1004	306	1001	303	1004	301	1014	301	1005	305	1005	306	1008	301	1000	303	1005	300	1015	304
Totally agree	4598 18%	1500 20%	110 11%	37 12%	210 21%	92 30%	123 12%	26 9%	104 10%	30 10%	129 13%	34 11%	80 8%	25 8%	174 17%	54 18%	80 8%	31 10%	115 11%	37 12%	293 29%	133 44%	183 18%	58 19%	122 12%	17 6%	87 9%	34 11%
Tend to agree	9628 38%	3137 41%	454 45%	141 47%	419 42%	141 45%	284 28%	115 38%	424 42%	158 52%	360 36%	127 42%	424 42%	148 49%	386 38%	127 42%	399 40%	140 46%	350 35%	116 38%	315 31%	94 31%	376 38%	135 45%	442 44%	143 48%	392 39%	110 36%
Tend to disagree	6059 24%	1766 23%	269 27%	75 25%	221 22%	49 16%	316 32%	93 31%	284 28%	82 27%	240 24%	89 29%	261 26%	72 24%	250 25%	61 20%	324 32%	88 29%	280 28%	79 26%	194 19%	41 14%	236 24%	73 24%	275 27%	73 24%	305 30%	98 32%
Totally disagree	2692 11%	712 9%	94 9%	31 10%	95 9%	13 4%	208 21%	55 18%	101 10%	20 7%	134 13%	29 10%	132 13%	38 13%	141 14%	40 13%	137 14%	33 11%	144 14%	41 13%	137 14%	21 7%	97 10%	19 6%	68 7%	26 9%	139 14%	37 12%
Do not know	2126 8%	496 7%	74 7%	18 6%	57 6%	15 5%	70 7%	12 4%	91 9%	16 5%	138 14%	24 8%	107 11%	18 6%	63 6%	19 6%	65 6%	13 4%	116 12%	33 11%	69 7%	12 4%	108 11%	18 6%	98 10%	41 14%	92 9%	25 8%
Total 'Agree'	14226 57%	4637 61%	564 56%	178 59%	629 63%	233 75%	407 41%	141 47%	528 53%	188 61%	489 49%	161 53%	504 50%	173 57%	560 55%	181 60%	479 48%	171 56%	465 46%	153 50%	608 60%	227 75%	559 56%	193 64%	564 56%	160 53%	479 47%	144 47%
Total 'Disagree'	8751 35%	2478 33%	363 36%	106 35%	316 32%	62 20%	524 52%	148 49%	385 38%	102 33%	374 37%	118 39%	393 39%	110 37%	391 39%	101 34%	461 46%	121 40%	424 42%	120 39%	331 33%	62 21%	333 33%	92 30%	343 34%	99 33%	444 44%	135 44%

This is the English version of the results of the *2011 World Youths Survey*, which were published by the French think tank *Fondation pour l'Innovation politique*. Our publications are available in French and English at [www.fondapol.org](http://www.fondapol.org).

Fieldwork dates: June-July 2010



Q5. With regard to people and society, to what extent do you agree or disagree with the following statements?

You are prepared to pay for the pensions of older generations

[ONE ANSWER ONLY]

	TOTAL		US		MX		BR		AU		JP		CN		IN		RU		TR		IL		MA		ZA	
	16-29	30-50	16-29	30-50	16-29	30-50	16-29	30-50	16-29	30-50	16-29	30-50	16-29	30-50	16-29	30-50	16-29	30-50	16-29	30-50	16-29	30-50	16-29	30-50	16-29	30-50
Total	25103	7611	1001	324	1000	313	1008	316	1002	300	1000	304	1001	300	1015	302	1003	305	999	302	1000	300	1003	302	1006	300
Totally agree	4598 18%	1500 20%	110 11%	32 10%	141 14%	38 12%	212 21%	50 16%	126 13%	68 23%	63 6%	20 7%	201 20%	36 12%	439 43%	125 41%	290 29%	89 29%	251 25%	113 37%	329 33%	99 33%	389 39%	162 54%	237 24%	60 20%
Tend to agree	9628 38%	3137 41%	302 30%	114 35%	358 36%	104 33%	334 33%	101 32%	471 47%	145 48%	284 28%	136 45%	570 57%	168 56%	403 40%	137 45%	439 44%	153 50%	361 36%	96 32%	309 31%	96 32%	369 37%	75 25%	403 40%	117 39%
Tend to disagree	6059 24%	1766 23%	308 31%	98 30%	333 33%	116 37%	259 26%	94 30%	239 24%	52 17%	333 33%	84 28%	145 14%	66 22%	100 10%	24 8%	168 17%	44 14%	187 19%	50 17%	201 20%	67 22%	107 11%	18 6%	224 22%	80 27%
Totally disagree	2692 11%	712 9%	166 17%	57 18%	102 10%	41 13%	135 13%	50 16%	59 6%	15 5%	171 17%	33 11%	29 3%	10 3%	33 3%	9 3%	42 4%	5 2%	110 11%	21 7%	78 8%	24 8%	43 4%	11 4%	97 10%	33 11%
Do not know	2126 8%	496 7%	115 11%	23 7%	66 7%	14 4%	68 7%	21 7%	107 11%	20 7%	149 15%	31 10%	56 6%	20 7%	40 4%	7 2%	64 6%	14 5%	90 9%	22 7%	83 8%	14 5%	95 9%	36 12%	45 4%	10 3%
Total 'Agree'	14226 57%	4637 61%	412 41%	146 45%	499 50%	142 45%	546 54%	151 48%	597 60%	213 71%	347 35%	156 51%	771 77%	204 68%	842 83%	262 87%	729 73%	242 79%	612 61%	209 69%	638 64%	195 65%	758 76%	237 78%	640 64%	177 59%
Total 'Disagree'	8751 35%	2478 33%	474 47%	155 48%	435 44%	157 50%	394 39%	144 46%	298 30%	67 22%	504 50%	117 38%	174 17%	76 25%	133 13%	33 11%	210 21%	49 16%	297 30%	71 24%	279 28%	91 30%	150 15%	29 10%	321 32%	113 38%

This is the English version of the results of the *2011 World Youths Survey*, which were published by the French think tank *Fondation pour l'Innovation politique*. Our publications are available in French and English at [www.fondapol.org](http://www.fondapol.org).

Fieldwork dates: June-July 2010





Q5. With regard to people and society, to what extent do you agree or disagree with the following statements?

Sexual relationships should only be allowed within marriage

[ONE ANSWER ONLY]

	TOTAL																											
	16-29	30-50	16-29	30-50	16-29	30-50	16-29	30-50	16-29	30-50	16-29	30-50	16-29	30-50	16-29	30-50	16-29	30-50	16-29	30-50	16-29	30-50	16-29	30-50	16-29	30-50	16-29	30-50
Total	25103	7611	1001	302	1002	310	1001	301	1004	306	1001	303	1004	301	1014	301	1005	305	1005	306	1008	301	1000	303	1005	300	1015	304
Totally agree	4070 16%	1254 16%	67 7%	29 10%	51 5%	12 4%	66 7%	10 3%	38 4%	9 3%	85 8%	26 9%	37 4%	3 1%	139 14%	38 13%	55 5%	21 7%	84 8%	20 7%	165 16%	48 16%	74 7%	14 5%	80 8%	12 4%	126 12%	38 13%
Tend to agree	4289 17%	1289 17%	140 14%	34 11%	70 7%	45 15%	105 10%	15 5%	135 13%	32 10%	101 10%	21 7%	65 6%	20 7%	154 15%	58 19%	189 19%	45 15%	137 14%	46 15%	176 17%	54 18%	92 9%	20 7%	127 13%	22 7%	137 13%	29 10%
Tend to disagree	5257 21%	1827 24%	207 21%	76 25%	219 22%	105 34%	179 18%	51 17%	172 17%	63 21%	146 15%	56 18%	156 16%	61 20%	240 24%	87 29%	223 22%	85 28%	220 22%	79 26%	209 21%	73 24%	96 10%	36 12%	261 26%	90 30%	213 21%	71 23%
Totally disagree	9897 39%	2872 38%	517 52%	150 50%	619 62%	141 45%	614 61%	220 73%	609 61%	179 58%	573 57%	186 61%	701 70%	205 68%	412 41%	98 33%	489 49%	143 47%	491 49%	139 45%	379 38%	110 37%	671 67%	220 73%	466 46%	158 53%	465 46%	154 51%
Do not know	1590 6%	369 5%	70 7%	13 4%	43 4%	7 2%	37 4%	5 2%	50 5%	23 8%	96 10%	14 5%	45 4%	12 4%	69 7%	20 7%	49 5%	11 4%	73 7%	22 7%	79 8%	16 5%	67 7%	13 4%	71 7%	18 6%	74 7%	12 4%
Total 'Agree'	8359 33%	2543 33%	207 21%	63 21%	121 12%	57 18%	171 17%	25 8%	173 17%	41 13%	186 19%	47 16%	102 10%	23 8%	293 29%	96 32%	244 24%	66 22%	221 22%	66 22%	341 34%	102 34%	166 17%	34 11%	207 21%	34 11%	263 26%	67 22%
Total 'Disagree'	15154 60%	4699 62%	724 72%	226 75%	838 84%	246 79%	793 79%	271 90%	781 78%	242 79%	719 72%	242 80%	857 85%	266 88%	652 64%	185 61%	712 71%	228 75%	711 71%	218 71%	588 58%	183 61%	767 77%	256 84%	727 72%	248 83%	678 67%	225 74%

This is the English version of the results of the *2011 World Youths Survey*, which were published by the French think tank *Fondation pour l'Innovation politique*. Our publications are available in French and English at [www.fondapol.org](http://www.fondapol.org).

Fieldwork dates: June-July 2010



# 2011 World Youths

Q5. With regard to people and society, to what extent do you agree or disagree with the following statements?

Sexual relationships should only be allowed within marriage

[ONE ANSWER ONLY]

	TOTAL		US		MX		BR		AU		JP		CN		IN		RU		TR		IL		MA		ZA	
	16-29	30-50	16-29	30-50	16-29	30-50	16-29	30-50	16-29	30-50	16-29	30-50	16-29	30-50	16-29	30-50	16-29	30-50	16-29	30-50	16-29	30-50	16-29	30-50	16-29	30-50
Total	25103	7611	1001	324	1000	313	1008	316	1002	300	1000	304	1001	300	1015	302	1003	305	999	302	1000	300	1003	302	1006	300
Totally agree	4070 16%	1254 16%	165 16%	48 15%	145 15%	49 16%	183 18%	68 22%	109 11%	28 9%	171 17%	44 14%	137 14%	32 11%	471 46%	142 47%	91 9%	23 8%	337 34%	102 34%	254 25%	80 27%	609 61%	247 82%	331 33%	111 37%
Tend to agree	4289 17%	1289 17%	233 23%	71 22%	164 16%	66 21%	162 16%	39 12%	148 15%	58 19%	349 35%	128 42%	315 31%	121 40%	279 27%	79 26%	131 13%	59 19%	213 21%	68 23%	154 15%	59 20%	244 24%	28 9%	269 27%	72 24%
Tend to disagree	5257 21%	1827 24%	218 22%	91 28%	300 30%	113 36%	217 22%	79 25%	237 24%	88 29%	216 22%	71 23%	406 41%	121 40%	137 13%	49 16%	355 35%	115 38%	172 17%	49 16%	150 15%	54 18%	84 8%	9 3%	224 22%	55 18%
Totally disagree	9897 39%	2872 38%	291 29%	98 30%	350 35%	76 24%	411 41%	122 39%	441 44%	112 37%	88 9%	19 6%	85 8%	19 6%	93 9%	24 8%	380 38%	87 29%	236 24%	67 22%	330 33%	83 28%	41 4%	9 3%	145 14%	53 18%
Do not know	1590 6%	369 5%	94 9%	16 5%	41 4%	9 3%	35 3%	8 3%	67 7%	14 5%	176 18%	42 14%	58 6%	7 2%	35 3%	8 3%	46 5%	21 7%	41 4%	16 5%	112 11%	24 8%	25 2%	9 3%	37 4%	9 3%
Total 'Agree'	8359 33%	2543 33%	398 40%	119 37%	309 31%	115 37%	345 34%	107 34%	257 26%	86 29%	520 52%	172 57%	452 45%	153 51%	750 74%	221 73%	222 22%	82 27%	550 55%	170 56%	408 41%	139 46%	853 85%	275 91%	600 60%	183 61%
Total 'Disagree'	15154 60%	4699 62%	509 51%	189 58%	650 65%	189 60%	628 62%	201 64%	678 68%	200 67%	304 30%	90 30%	491 49%	140 47%	230 23%	73 24%	735 73%	202 66%	408 41%	116 38%	480 48%	137 46%	125 12%	18 6%	369 37%	108 36%

This is the English version of the results of the *2011 World Youths Survey*, which were published by the French think tank *Fondation pour l'Innovation politique*. Our publications are available in French and English at [www.fondapol.org](http://www.fondapol.org).

Fieldwork dates: June-July 2010





# 2011 World Youths

Q5. With regard to people and society, to what extent do you agree or disagree with the following statements?

People would be happier without modern technology

[ONE ANSWER ONLY]

	TOTAL		DE		EE		EL		ES		FI		FR		HU		IT		PL		RO		SE		UK		CA	
	16-29	30-50	16-29	30-50	16-29	30-50	16-29	30-50	16-29	30-50	16-29	30-50	16-29	30-50	16-29	30-50	16-29	30-50	16-29	30-50	16-29	30-50	16-29	30-50	16-29	30-50	16-29	30-50
Total	25103	7611	1001	302	1002	310	1001	301	1004	306	1001	303	1004	301	1014	301	1005	305	1005	306	1008	301	1000	303	1005	300	1015	304
Totally agree	2518 10%	643 8%	42 4%	20 7%	44 4%	5 2%	117 12%	14 5%	46 5%	11 4%	100 10%	16 5%	36 4%	16 5%	104 10%	36 12%	40 4%	15 5%	76 8%	20 7%	153 15%	37 12%	69 7%	9 3%	56 6%	10 3%	70 7%	23 8%
Tend to agree	5170 21%	1624 21%	200 20%	70 23%	127 13%	36 12%	188 19%	48 16%	193 19%	59 19%	212 21%	78 26%	200 20%	70 23%	203 20%	57 19%	242 24%	49 16%	167 17%	53 17%	215 21%	59 20%	229 23%	71 23%	206 20%	69 23%	260 26%	74 24%
Tend to disagree	7642 30%	2519 33%	348 35%	99 33%	292 29%	102 33%	291 29%	108 36%	324 32%	96 31%	292 29%	114 38%	368 37%	111 37%	285 28%	90 30%	373 37%	126 41%	294 29%	95 31%	228 23%	80 27%	267 27%	81 27%	370 37%	126 42%	319 31%	121 40%
Totally disagree	7877 31%	2306 30%	334 33%	92 30%	478 48%	148 48%	342 34%	125 42%	366 36%	123 40%	273 27%	67 22%	307 31%	80 27%	338 33%	93 31%	302 30%	100 33%	381 38%	111 36%	344 34%	97 32%	341 34%	120 40%	284 28%	68 23%	288 28%	70 23%
Do not know	1896 8%	519 7%	77 8%	21 7%	61 6%	19 6%	63 6%	6 2%	75 7%	17 6%	124 12%	28 9%	93 9%	24 8%	84 8%	25 8%	48 5%	15 5%	87 9%	27 9%	68 7%	28 9%	94 9%	22 7%	89 9%	27 9%	78 8%	16 5%
Total 'Agree'	7688 31%	2267 30%	242 24%	90 30%	171 17%	41 13%	305 30%	62 21%	239 24%	70 23%	312 31%	94 31%	236 24%	86 29%	307 30%	93 31%	282 28%	64 21%	243 24%	73 24%	368 37%	96 32%	298 30%	80 26%	262 26%	79 26%	330 33%	97 32%
Total 'Disagree'	15519 62%	4825 63%	682 68%	191 63%	770 77%	250 81%	633 63%	233 77%	690 69%	219 72%	565 56%	181 60%	675 67%	191 63%	623 61%	183 61%	675 67%	226 74%	675 67%	206 67%	572 57%	177 59%	608 61%	201 66%	654 65%	194 65%	607 60%	191 63%

This is the English version of the results of the *2011 World Youths Survey*, which were published by the French think tank *Fondation pour l'Innovation politique*. Our publications are available in French and English at [www.fondapol.org](http://www.fondapol.org).













Fieldwork dates: June-July 2010



Q5. With regard to people and society, to what extent do you agree or disagree with the following statements?

People would be happier without modern technology

[ONE ANSWER ONLY]

	TOTAL		 US		 MX		 BR		 AU		 JP		 CN		 IN		 RU		 TR		 IL		 MA		 ZA	
	16-29	30-50	16-29	30-50	16-29	30-50	16-29	30-50	16-29	30-50	16-29	30-50	16-29	30-50	16-29	30-50	16-29	30-50	16-29	30-50	16-29	30-50	16-29	30-50	16-29	30-50
Total	25103	7611	1001	324	1000	313	1008	316	1002	300	1000	304	1001	300	1015	302	1003	305	999	302	1000	300	1003	302	1006	300
Totally agree	2518 10%	643 8%	94 9%	21 6%	77 8%	19 6%	125 12%	34 11%	72 7%	34 11%	39 4%	9 3%	84 8%	16 5%	226 22%	50 17%	50 5%	7 2%	214 21%	75 25%	267 27%	70 23%	207 21%	46 15%	110 11%	30 10%
Tend to agree	5170 21%	1624 21%	212 21%	83 26%	159 16%	50 16%	176 17%	59 19%	211 21%	92 31%	213 21%	69 23%	226 23%	69 23%	290 29%	111 37%	124 12%	31 10%	256 26%	78 26%	199 20%	66 22%	263 26%	54 18%	199 20%	69 23%
Tend to disagree	7642 30%	2519 33%	324 32%	113 35%	312 31%	125 40%	264 26%	104 33%	378 38%	108 36%	374 37%	110 36%	460 46%	137 46%	224 22%	71 24%	287 29%	115 38%	237 24%	58 19%	206 21%	68 23%	228 23%	80 26%	297 30%	81 27%
Totally disagree	7877 31%	2306 30%	280 28%	81 25%	399 40%	107 34%	401 40%	114 36%	272 27%	50 17%	181 18%	55 18%	174 17%	59 20%	249 25%	61 20%	476 47%	135 44%	227 23%	75 25%	247 25%	73 24%	245 24%	100 33%	348 35%	102 34%
Do not know	1896 8%	519 7%	91 9%	26 8%	53 5%	12 4%	42 4%	5 2%	69 7%	16 5%	193 19%	61 20%	57 6%	19 6%	26 3%	9 3%	66 7%	17 6%	65 7%	16 5%	81 8%	23 8%	60 6%	22 7%	52 5%	18 6%
Total 'Agree'	7688 31%	2267 30%	306 31%	104 32%	236 24%	69 22%	301 30%	93 29%	283 28%	126 42%	252 25%	78 26%	310 31%	85 28%	516 51%	161 53%	174 17%	38 12%	470 47%	153 51%	466 47%	136 45%	470 47%	100 33%	309 31%	99 33%
Total 'Disagree'	15519 62%	4825 63%	604 60%	194 60%	711 71%	232 74%	665 66%	218 69%	650 65%	158 53%	555 56%	165 54%	634 63%	196 65%	473 47%	132 44%	763 76%	250 82%	464 46%	133 44%	453 45%	141 47%	473 47%	180 60%	645 64%	183 61%

This is the English version of the results of the *2011 World Youths Survey*, which were published by the French think tank *Fondation pour l'Innovation politique*. Our publications are available in French and English at [www.fondapol.org](http://www.fondapol.org).














Fieldwork dates: June-July 2010



Q5. With regard to people and society, to what extent do you agree or disagree with the following statements?

Society is intolerant towards people like you

[ONE ANSWER ONLY]

	TOTAL		 DE		 EE		 EL		 ES		 FI		 FR		 HU		 IT		 PL		 RO		 SE		 UK		 CA	
	16-29	30-50	16-29	30-50	16-29	30-50	16-29	30-50	16-29	30-50	16-29	30-50	16-29	30-50	16-29	30-50	16-29	30-50	16-29	30-50	16-29	30-50	16-29	30-50	16-29	30-50	16-29	30-50
Total	25103	7611	1001	302	1002	310	1001	301	1004	306	1001	303	1004	301	1014	301	1005	305	1005	306	1008	301	1000	303	1005	300	1015	304
Totally agree	2807 11%	643 8%	86 9%	29 10%	49 5%	11 4%	129 13%	23 8%	74 7%	8 3%	98 10%	18 6%	69 7%	21 7%	94 9%	20 7%	41 4%	12 4%	76 8%	21 7%	162 16%	44 15%	100 10%	14 5%	70 7%	17 6%	72 7%	22 7%
Tend to agree	5359 21%	1421 19%	260 26%	77 25%	111 11%	33 11%	220 22%	44 15%	202 20%	49 16%	174 17%	49 16%	208 21%	65 22%	120 12%	35 12%	238 24%	50 16%	179 18%	49 16%	204 20%	50 17%	183 18%	52 17%	213 21%	48 16%	220 22%	56 18%
Tend to disagree	7250 29%	2516 33%	348 35%	111 37%	250 25%	87 28%	356 36%	132 44%	349 35%	115 38%	260 26%	78 26%	353 35%	108 36%	192 19%	72 24%	321 32%	97 32%	273 27%	104 34%	212 21%	88 29%	228 23%	64 21%	369 37%	123 41%	333 33%	108 36%
Totally disagree	7198 29%	2349 31%	234 23%	67 22%	497 50%	145 47%	213 21%	75 25%	285 28%	108 35%	351 35%	136 45%	267 27%	82 27%	500 49%	149 50%	338 34%	118 39%	378 38%	108 35%	300 30%	85 28%	349 35%	145 48%	249 25%	88 29%	288 28%	96 32%
Do not know	2489 10%	682 9%	73 7%	18 6%	95 9%	34 11%	83 8%	27 9%	94 9%	26 8%	118 12%	22 7%	107 11%	25 8%	108 11%	25 8%	67 7%	28 9%	99 10%	24 8%	130 13%	34 11%	140 14%	28 9%	104 10%	24 8%	102 10%	22 7%
Total 'Agree'	8166 33%	2064 27%	346 35%	106 35%	160 16%	44 14%	349 35%	67 22%	276 27%	57 19%	272 27%	67 22%	277 28%	86 29%	214 21%	55 18%	279 28%	62 20%	255 25%	70 23%	366 36%	94 31%	283 28%	66 22%	283 28%	65 22%	292 29%	78 26%
Total 'Disagree'	14448 58%	4865 64%	582 58%	178 59%	747 75%	232 75%	569 57%	207 69%	634 63%	223 73%	611 61%	214 71%	620 62%	190 63%	692 68%	221 73%	659 66%	215 70%	651 65%	212 69%	512 51%	173 57%	577 58%	209 69%	618 61%	211 70%	621 61%	204 67%

This is the English version of the results of the *2011 World Youths Survey*, which were published by the French think tank *Fondation pour l'Innovation politique*. Our publications are available in French and English at [www.fondapol.org](http://www.fondapol.org).

Fieldwork dates: June-July 2010



Q5. With regard to people and society, to what extent do you agree or disagree with the following statements?

Society is intolerant towards people like you

[ONE ANSWER ONLY]

	TOTAL		US		MX		BR		AU		JP		CN		IN		RU		TR		IL		MA		ZA	
	16-29	30-50	16-29	30-50	16-29	30-50	16-29	30-50	16-29	30-50	16-29	30-50	16-29	30-50	16-29	30-50	16-29	30-50	16-29	30-50	16-29	30-50	16-29	30-50	16-29	30-50
Total	25103	7611	1001	324	1000	313	1008	316	1002	300	1000	304	1001	300	1015	302	1003	305	999	302	1000	300	1003	302	1006	300
Totally agree	2807 11%	643 8%	114 11%	19 6%	78 8%	13 4%	165 16%	47 15%	74 7%	23 8%	124 12%	25 8%	72 7%	15 5%	202 20%	38 13%	45 4%	12 4%	244 24%	66 22%	274 27%	76 25%	185 18%	26 9%	110 11%	23 8%
Tend to agree	5359 21%	1421 19%	229 23%	76 23%	195 20%	40 13%	234 23%	69 22%	215 21%	67 22%	357 36%	98 32%	183 18%	51 17%	300 30%	93 31%	131 13%	52 17%	285 29%	69 23%	179 18%	53 18%	295 29%	37 12%	224 22%	59 20%
Tend to disagree	7250 29%	2516 33%	312 31%	113 35%	320 32%	142 45%	278 28%	91 29%	329 33%	111 37%	259 26%	104 34%	422 42%	156 52%	257 25%	94 31%	269 27%	83 27%	214 21%	69 23%	270 27%	78 26%	161 16%	71 24%	315 31%	117 39%
Totally disagree	7198 29%	2349 31%	237 24%	86 27%	327 33%	99 32%	273 27%	98 31%	280 28%	77 26%	57 6%	23 8%	271 27%	66 22%	184 18%	52 17%	457 46%	130 43%	177 18%	73 24%	185 19%	72 24%	234 23%	91 30%	267 27%	80 27%
Do not know	2489 10%	682 9%	109 11%	30 9%	80 8%	19 6%	58 6%	11 3%	104 10%	22 7%	203 20%	54 18%	53 5%	12 4%	72 7%	25 8%	101 10%	28 9%	79 8%	25 8%	92 9%	21 7%	128 13%	77 25%	90 9%	21 7%
Total 'Agree'	8166 33%	2064 27%	343 34%	95 29%	273 27%	53 17%	399 40%	116 37%	289 29%	90 30%	481 48%	123 40%	255 25%	66 22%	502 49%	131 43%	176 18%	64 21%	529 53%	135 45%	453 45%	129 43%	480 48%	63 21%	334 33%	82 27%
Total 'Disagree'	14448 58%	4865 64%	549 55%	199 61%	647 65%	241 77%	551 55%	189 60%	609 61%	188 63%	316 32%	127 42%	693 69%	222 74%	441 43%	146 48%	726 72%	213 70%	391 39%	142 47%	455 46%	150 50%	395 39%	162 54%	582 58%	197 66%

This is the English version of the results of the *2011 World Youths Survey*, which were published by the French think tank *Fondation pour l'Innovation politique*. Our publications are available in French and English at [www.fondapol.org](http://www.fondapol.org).

Fieldwork dates: June-July 2010





# 2011 World Youths

Q6. To what extent do you agree or disagree with the following statements?

It is important for you to look good

[ONE ANSWER ONLY]

	TOTAL																											
	16-29	30-50	16-29	30-50	16-29	30-50	16-29	30-50	16-29	30-50	16-29	30-50	16-29	30-50	16-29	30-50	16-29	30-50	16-29	30-50	16-29	30-50	16-29	30-50	16-29	30-50	16-29	30-50
Total	25103	7611	1001	302	1002	310	1001	301	1004	306	1001	303	1004	301	1014	301	1005	305	1005	306	1008	301	1000	303	1005	300	1015	304
Totally agree	8546 34%	2059 27%	249 25%	52 17%	400 40%	94 30%	350 35%	76 25%	226 23%	39 13%	160 16%	6 2%	126 13%	20 7%	393 39%	68 23%	99 10%	23 8%	350 35%	80 26%	523 52%	127 42%	263 26%	45 15%	210 21%	31 10%	225 22%	60 20%
Tend to agree	12166 48%	3833 50%	558 56%	188 62%	501 50%	178 57%	511 51%	164 54%	582 58%	218 71%	470 47%	110 36%	507 50%	118 39%	463 46%	146 49%	465 46%	128 42%	528 53%	182 59%	403 40%	139 46%	530 53%	148 49%	554 55%	178 59%	592 58%	176 58%
Tend to disagree	3100 12%	1242 16%	148 15%	47 16%	83 8%	26 8%	94 9%	51 17%	149 15%	41 13%	251 25%	130 43%	267 27%	115 38%	106 10%	55 18%	343 34%	112 37%	84 8%	34 11%	46 5%	23 8%	125 13%	71 23%	171 17%	68 23%	143 14%	49 16%
Totally disagree	713 3%	347 5%	24 2%	12 4%	14 1%	7 2%	20 2%	8 3%	22 2%	6 2%	66 7%	50 17%	71 7%	43 14%	21 2%	21 7%	67 7%	39 13%	24 2%	6 2%	11 1%	6 2%	38 4%	31 10%	40 4%	14 5%	32 3%	14 5%
Do not know	578 2%	130 2%	22 2%	3 1%	4 *	5 2%	26 3%	2 1%	25 2%	2 1%	54 5%	7 2%	33 3%	5 2%	31 3%	11 4%	31 3%	3 1%	19 2%	4 1%	25 2%	6 2%	44 4%	8 3%	30 3%	9 3%	23 2%	5 2%
Total 'Agree'	20712 83%	5892 77%	807 81%	240 79%	901 90%	272 88%	861 86%	240 80%	808 80%	257 84%	630 63%	116 38%	633 63%	138 46%	856 84%	214 71%	564 56%	151 50%	878 87%	262 86%	926 92%	266 88%	793 79%	193 64%	764 76%	209 70%	817 80%	236 78%
Total 'Disagree'	3813 15%	1589 21%	172 17%	59 20%	97 10%	33 11%	114 11%	59 20%	171 17%	47 15%	317 32%	180 59%	338 34%	158 52%	127 13%	76 25%	410 41%	151 50%	108 11%	40 13%	57 6%	29 10%	163 16%	102 34%	211 21%	82 27%	175 17%	63 21%

This is the English version of the results of the *2011 World Youths Survey*, which were published by the French think tank *Fondation pour l'Innovation politique*. Our publications are available in French and English at [www.fondapol.org](http://www.fondapol.org).

Fieldwork dates: June-July 2010

















# 2011 World Youths

Q6. To what extent do you agree or disagree with the following statements?

It is important for you to look good

[ONE ANSWER ONLY]

	TOTAL		 US		 MX		 BR		 AU		 JP		 CN		 IN		 RU		 TR		 IL		 MA		 ZA	
	16-29	30-50	16-29	30-50	16-29	30-50	16-29	30-50	16-29	30-50	16-29	30-50	16-29	30-50	16-29	30-50	16-29	30-50	16-29	30-50	16-29	30-50	16-29	30-50	16-29	30-50
Total	25103	7611	1001	324	1000	313	1008	316	1002	300	1000	304	1001	300	1015	302	1003	305	999	302	1000	300	1003	302	1006	300
Totally agree	8546 34%	2059 27%	252 25%	68 21%	446 45%	134 43%	391 39%	114 36%	201 20%	50 17%	182 18%	27 9%	148 15%	33 11%	630 62%	164 54%	397 40%	83 27%	595 60%	173 57%	600 60%	165 55%	697 69%	219 73%	433 43%	108 36%
Tend to agree	12166 48%	3833 50%	588 59%	181 56%	477 48%	153 49%	487 48%	151 48%	571 57%	168 56%	640 64%	214 70%	579 58%	178 59%	329 32%	114 38%	495 49%	180 59%	337 34%	98 32%	300 30%	95 32%	233 23%	71 24%	466 46%	157 52%
Tend to disagree	3100 12%	1242 16%	107 11%	62 19%	60 6%	21 7%	96 10%	39 12%	177 18%	62 21%	87 9%	34 11%	208 21%	73 24%	40 4%	16 5%	79 8%	37 12%	41 4%	18 6%	59 6%	21 7%	56 6%	10 3%	80 8%	27 9%
Totally disagree	713 3%	347 5%	31 3%	8 2%	9 1%	4 1%	28 3%	12 4%	28 3%	14 5%	24 2%	7 2%	52 5%	13 4%	13 1%	7 2%	16 2%	2 1%	14 1%	8 3%	18 2%	8 3%	10 1%	1 *	20 2%	6 2%
Do not know	578 2%	130 2%	23 2%	5 2%	8 1%	1 *	6 1%	- -	25 2%	6 2%	67 7%	22 7%	14 1%	3 1%	3 *	1 *	16 2%	3 1%	12 1%	5 2%	23 2%	11 4%	7 1%	1 *	7 1%	2 1%
Total 'Agree'	20712 83%	5892 77%	840 84%	249 77%	923 92%	287 92%	878 87%	265 84%	772 77%	218 73%	822 82%	241 79%	727 73%	211 70%	959 94%	278 92%	892 89%	263 86%	932 93%	271 90%	900 90%	260 87%	930 93%	290 96%	899 89%	265 88%
Total 'Disagree'	3813 15%	1589 21%	138 14%	70 22%	69 7%	25 8%	124 12%	51 16%	205 20%	76 25%	111 11%	41 13%	260 26%	86 29%	53 5%	23 8%	95 9%	39 13%	55 6%	26 9%	77 8%	29 10%	66 7%	11 4%	100 10%	33 11%

This is the English version of the results of the *2011 World Youths Survey*, which were published by the French think tank *Fondation pour l'Innovation politique*. Our publications are available in French and English at [www.fondapol.org](http://www.fondapol.org).

Fieldwork dates: June-July 2010





Q6. To what extent do you agree or disagree with the following statements?

It is important not to disappoint others

[ONE ANSWER ONLY]

	TOTAL																											
	16-29	30-50	16-29	30-50	16-29	30-50	16-29	30-50	16-29	30-50	16-29	30-50	16-29	30-50	16-29	30-50	16-29	30-50	16-29	30-50	16-29	30-50	16-29	30-50	16-29	30-50	16-29	30-50
Total	25103	7611	1001	302	1002	310	1001	301	1004	306	1001	303	1004	301	1014	301	1005	305	1005	306	1008	301	1000	303	1005	300	1015	304
Totally agree	8302 33%	1970 26%	272 27%	55 18%	266 27%	48 15%	395 39%	93 31%	212 21%	38 12%	191 19%	27 9%	239 24%	42 14%	464 46%	106 35%	172 17%	45 15%	434 43%	102 33%	561 56%	150 50%	314 31%	61 20%	213 21%	41 14%	214 21%	51 17%
Tend to agree	12482 50%	3979 52%	541 54%	181 60%	530 53%	158 51%	470 47%	156 52%	604 60%	205 67%	536 54%	145 48%	590 59%	183 61%	430 42%	134 45%	616 61%	179 59%	497 49%	177 58%	363 36%	121 40%	497 50%	169 56%	608 60%	188 63%	593 58%	187 62%
Tend to disagree	3063 12%	1249 16%	139 14%	54 18%	163 16%	82 26%	91 9%	43 14%	136 14%	55 18%	181 18%	98 32%	121 12%	59 20%	72 7%	43 14%	173 17%	71 23%	18 5%	52 6%	44 4%	20 7%	117 12%	57 19%	131 13%	51 17%	143 14%	50 16%
Totally disagree	625 2%	264 3%	25 2%	9 3%	26 3%	19 6%	27 3%	5 2%	22 2%	5 2%	38 4%	20 7%	28 3%	16 5%	17 2%	10 3%	19 2%	6 2%	10 1%	4 1%	17 2%	2 1%	24 2%	8 3%	16 2%	10 3%	34 3%	13 4%
Do not know	631 3%	149 2%	24 2%	3 1%	17 2%	3 1%	18 2%	4 1%	30 3%	3 1%	55 5%	13 4%	26 3%	1 *	31 3%	8 3%	25 2%	4 1%	12 1%	5 2%	23 2%	8 3%	48 5%	8 3%	37 4%	10 3%	31 3%	3 1%
Total 'Agree'	20784 83%	5949 78%	813 81%	236 78%	796 79%	206 66%	865 86%	249 83%	816 81%	243 79%	727 73%	172 57%	829 83%	225 75%	894 88%	240 80%	788 78%	224 73%	931 93%	279 91%	924 92%	271 90%	811 81%	230 76%	821 82%	229 76%	807 80%	238 78%
Total 'Disagree'	3688 15%	1513 20%	164 16%	63 21%	189 19%	101 33%	118 12%	48 16%	158 16%	60 20%	219 22%	118 39%	149 15%	75 25%	89 9%	53 18%	192 19%	77 25%	62 6%	22 7%	61 6%	22 7%	141 14%	65 21%	147 15%	61 20%	177 17%	63 21%

This is the English version of the results of the *2011 World Youths Survey*, which were published by the French think tank *Fondation pour l'Innovation politique*. Our publications are available in French and English at [www.fondapol.org](http://www.fondapol.org).

Fieldwork dates: June-July 2010



# 2011 World Youths

Q6. To what extent do you agree or disagree with the following statements?

It is important not to disappoint others

[ONE ANSWER ONLY]

	TOTAL		US		MX		BR		AU		JP		CN		IN		RU		TR		IL		MA		ZA	
	16-29	30-50	16-29	30-50	16-29	30-50	16-29	30-50	16-29	30-50	16-29	30-50	16-29	30-50	16-29	30-50	16-29	30-50	16-29	30-50	16-29	30-50	16-29	30-50	16-29	30-50
Total	25103	7611	1001	324	1000	313	1008	316	1002	300	1000	304	1001	300	1015	302	1003	305	999	302	1000	300	1003	302	1006	300
Totally agree	8302 33%	1970 26%	229 23%	63 19%	267 27%	74 24%	440 44%	105 33%	201 20%	41 14%	169 17%	38 13%	221 22%	34 11%	544 54%	130 43%	213 21%	35 11%	602 60%	174 58%	530 53%	142 47%	543 54%	175 58%	396 39%	100 33%
Tend to agree	12482 50%	3979 52%	569 57%	192 59%	470 47%	140 45%	433 43%	151 48%	589 59%	171 57%	634 63%	200 66%	642 64%	202 67%	347 34%	134 44%	506 50%	162 53%	296 30%	89 29%	358 36%	124 41%	323 32%	78 26%	440 44%	153 51%
Tend to disagree	3063 12%	1249 16%	144 14%	53 16%	211 21%	80 26%	112 11%	46 15%	164 16%	68 23%	99 10%	35 12%	108 11%	55 18%	90 9%	27 9%	227 23%	92 30%	60 6%	15 5%	62 6%	17 6%	97 10%	26 9%	126 13%	34 11%
Totally disagree	625 2%	264 3%	28 3%	11 3%	41 4%	17 5%	16 2%	14 4%	18 2%	13 4%	17 2%	3 1%	21 2%	4 1%	26 3%	10 3%	37 4%	12 4%	29 3%	16 5%	23 2%	10 3%	30 3%	16 5%	36 4%	11 4%
Do not know	631 3%	149 2%	31 3%	5 2%	11 1%	2 1%	7 1%	-	30 3%	7 2%	81 8%	28 9%	9 1%	5 2%	8 1%	1 *	20 2%	4 1%	12 1%	8 3%	27 3%	7 2%	10 1%	7 2%	8 1%	2 1%
Total 'Agree'	20784 83%	5949 78%	798 80%	255 79%	737 74%	214 68%	873 87%	256 81%	790 79%	212 71%	803 80%	238 78%	863 86%	236 79%	891 88%	264 87%	719 72%	197 65%	898 90%	263 87%	888 89%	266 89%	866 86%	253 84%	836 83%	253 84%
Total 'Disagree'	3688 15%	1513 20%	172 17%	64 20%	252 25%	97 31%	128 13%	60 19%	182 18%	81 27%	116 12%	38 13%	129 13%	59 20%	116 11%	37 12%	264 26%	104 34%	89 9%	31 10%	85 9%	27 9%	127 13%	42 14%	162 16%	45 15%

This is the English version of the results of the *2011 World Youths Survey*, which were published by the French think tank *Fondation pour l'Innovation politique*. Our publications are available in French and English at [www.fondapol.org](http://www.fondapol.org).

Fieldwork dates: June-July 2010







Q6. To what extent do you agree or disagree with the following statements?

It is important not to stand out too much

[ONE ANSWER ONLY]

	TOTAL																											
	16-29	30-50	16-29	30-50	16-29	30-50	16-29	30-50	16-29	30-50	16-29	30-50	16-29	30-50	16-29	30-50	16-29	30-50	16-29	30-50	16-29	30-50	16-29	30-50	16-29	30-50	16-29	30-50
Total	25103	7611	1001	302	1002	310	1001	301	1004	306	1001	303	1004	301	1014	301	1005	305	1005	306	1008	301	1000	303	1005	300	1015	304
Totally agree	3615 14%	852 11%	75 7%	23 8%	102 10%	20 6%	113 11%	16 5%	83 8%	13 4%	94 9%	8 3%	115 11%	35 12%	246 24%	55 18%	47 5%	5 2%	128 13%	35 11%	294 29%	66 22%	76 8%	9 3%	82 8%	14 5%	100 10%	27 9%
Tend to agree	9126 36%	2953 39%	363 36%	115 38%	398 40%	106 34%	257 26%	88 29%	433 43%	179 58%	207 21%	55 18%	518 52%	169 56%	370 36%	106 35%	299 30%	84 28%	409 41%	129 42%	441 44%	142 47%	251 25%	96 32%	343 34%	110 37%	401 40%	137 45%
Tend to disagree	8333 33%	2731 36%	397 40%	124 41%	353 35%	142 46%	410 41%	145 48%	356 35%	91 30%	415 41%	153 50%	263 26%	79 26%	272 27%	103 34%	501 50%	155 51%	318 32%	104 34%	194 19%	72 24%	314 31%	111 37%	428 43%	133 44%	368 36%	106 35%
Totally disagree	2995 12%	844 11%	124 12%	34 11%	117 12%	35 11%	188 19%	47 16%	74 7%	14 5%	232 23%	78 26%	56 6%	12 4%	88 9%	28 9%	112 11%	46 15%	110 11%	24 8%	44 4%	13 4%	307 31%	76 25%	99 10%	32 11%	109 11%	29 10%
Do not know	1034 4%	231 3%	42 4%	6 2%	32 3%	7 2%	33 3%	5 2%	58 6%	9 3%	53 5%	9 3%	52 5%	6 2%	38 4%	9 3%	46 5%	15 5%	40 4%	14 5%	35 3%	8 3%	52 5%	11 4%	53 5%	11 4%	37 4%	5 2%
Total 'Agree'	12741 51%	3805 50%	438 44%	138 46%	500 50%	126 41%	370 37%	104 35%	516 51%	192 63%	301 30%	63 21%	633 63%	204 68%	616 61%	161 53%	346 34%	89 29%	537 53%	164 54%	735 73%	208 69%	327 33%	105 35%	425 42%	124 41%	501 49%	164 54%
Total 'Disagree'	11328 45%	3575 47%	521 52%	158 52%	470 47%	177 57%	598 60%	192 64%	430 43%	105 34%	647 65%	231 76%	319 32%	91 30%	360 36%	131 44%	613 61%	201 66%	428 43%	128 42%	238 24%	85 28%	621 62%	187 62%	527 52%	165 55%	477 47%	135 44%

This is the English version of the results of the *2011 World Youths Survey*, which were published by the French think tank *Fondation pour l'Innovation politique*. Our publications are available in French and English at [www.fondapol.org](http://www.fondapol.org).

Fieldwork dates: June-July 2010



# 2011 World Youths

Q6. To what extent do you agree or disagree with the following statements?

It is important not to stand out too much

[ONE ANSWER ONLY]

	TOTAL		US		MX		BR		AU		JP		CN		IN		RU		TR		IL		MA		ZA	
	16-29	30-50	16-29	30-50	16-29	30-50	16-29	30-50	16-29	30-50	16-29	30-50	16-29	30-50	16-29	30-50	16-29	30-50	16-29	30-50	16-29	30-50	16-29	30-50	16-29	30-50
Total	25103	7611	1001	324	1000	313	1008	316	1002	300	1000	304	1001	300	1015	302	1003	305	999	302	1000	300	1003	302	1006	300
Totally agree	3615 14%	852 11%	104 10%	34 10%	73 7%	9 3%	173 17%	55 17%	77 8%	29 10%	70 7%	9 3%	102 10%	18 6%	296 29%	62 21%	64 6%	9 3%	309 31%	86 28%	349 35%	104 35%	291 29%	69 23%	152 15%	42 14%
Tend to agree	9126 36%	2953 39%	370 37%	138 43%	236 24%	69 22%	298 30%	108 34%	406 41%	133 44%	366 37%	120 39%	489 49%	141 47%	464 46%	166 55%	341 34%	108 35%	353 35%	119 39%	333 33%	83 28%	396 39%	108 36%	384 38%	144 48%
Tend to disagree	8333 33%	2731 36%	361 36%	112 35%	416 42%	148 47%	353 35%	100 32%	383 38%	104 35%	338 34%	124 41%	316 32%	121 40%	203 20%	64 21%	413 41%	147 48%	214 21%	63 21%	214 21%	80 27%	212 21%	70 23%	321 32%	80 27%
Totally disagree	2995 12%	844 11%	114 11%	28 9%	262 26%	83 27%	167 17%	51 16%	88 9%	26 9%	77 8%	16 5%	62 6%	13 4%	36 4%	9 3%	159 16%	33 11%	101 10%	28 9%	61 6%	23 8%	83 8%	41 14%	125 12%	25 8%
Do not know	1034 4%	231 3%	52 5%	12 4%	13 1%	4 1%	17 2%	2 1%	48 5%	8 3%	149 15%	35 12%	32 3%	7 2%	16 2%	1 *	26 3%	8 3%	22 2%	6 2%	43 4%	10 3%	21 2%	14 5%	24 2%	9 3%
Total 'Agree'	12741 51%	3805 50%	474 47%	172 53%	309 31%	78 25%	471 47%	163 52%	483 48%	162 54%	436 44%	129 42%	591 59%	159 53%	760 75%	228 75%	405 40%	117 38%	662 66%	205 68%	682 68%	187 62%	687 68%	177 59%	536 53%	186 62%
Total 'Disagree'	11328 45%	3575 47%	475 47%	140 43%	678 68%	231 74%	520 52%	151 48%	471 47%	130 43%	415 42%	140 46%	378 38%	134 45%	239 24%	73 24%	572 57%	180 59%	315 32%	91 30%	275 28%	103 34%	295 29%	111 37%	446 44%	105 35%

This is the English version of the results of the *2011 World Youths Survey*, which were published by the French think tank *Fondation pour l'Innovation politique*. Our publications are available in French and English at [www.fondapol.org](http://www.fondapol.org).

Fieldwork dates: June-July 2010





# 2011 World Youths

Q6. To what extent do you agree or disagree with the following statements?

It is important to be "in style"

[ONE ANSWER ONLY]

	TOTAL																											
	16-29	30-50	16-29	30-50	16-29	30-50	16-29	30-50	16-29	30-50	16-29	30-50	16-29	30-50	16-29	30-50	16-29	30-50	16-29	30-50	16-29	30-50	16-29	30-50	16-29	30-50	16-29	30-50
Total	25103	7611	1001	302	1002	310	1001	301	1004	306	1001	303	1004	301	1014	301	1005	305	1005	306	1008	301	1000	303	1005	300	1015	304
Totally agree	3940 16%	826 11%	45 4%	9 3%	100 10%	18 6%	273 27%	70 23%	58 6%	7 2%	70 7%	5 2%	37 4%	6 2%	344 34%	86 29%	90 9%	21 7%	246 24%	62 20%	396 39%	100 33%	63 6%	7 2%	92 9%	8 3%	88 9%	16 5%
Tend to agree	8373 33%	2382 31%	243 24%	60 20%	292 29%	107 35%	445 44%	151 50%	314 31%	80 26%	147 15%	27 9%	208 21%	44 15%	415 41%	133 44%	374 37%	119 39%	540 54%	171 56%	401 40%	139 46%	202 20%	48 16%	313 31%	61 20%	329 32%	72 24%
Tend to disagree	7946 32%	2801 37%	439 44%	139 46%	414 41%	136 44%	187 19%	63 21%	424 42%	162 53%	366 37%	113 37%	442 44%	146 49%	153 15%	54 18%	383 38%	114 37%	159 16%	46 15%	128 13%	45 15%	309 31%	96 32%	404 40%	148 49%	362 36%	137 45%
Totally disagree	4034 16%	1405 18%	242 24%	92 30%	168 17%	42 14%	72 7%	13 4%	174 17%	49 16%	368 37%	151 50%	282 28%	93 31%	65 6%	19 6%	130 13%	45 15%	28 3%	16 5%	44 4%	7 2%	375 38%	141 47%	153 15%	74 25%	209 21%	75 25%
Do not know	810 3%	197 3%	32 3%	2 1%	28 3%	7 2%	24 2%	4 1%	34 3%	8 3%	50 5%	7 2%	35 3%	12 4%	37 4%	9 3%	28 3%	6 2%	32 3%	11 4%	39 4%	10 3%	51 5%	11 4%	43 4%	9 3%	27 3%	4 1%
Total 'Agree'	12313 49%	3208 42%	288 29%	69 23%	392 39%	125 40%	718 72%	221 73%	372 37%	87 28%	217 22%	32 11%	245 24%	50 17%	759 75%	219 73%	464 46%	140 46%	786 78%	233 76%	797 79%	239 79%	265 27%	55 18%	405 40%	69 23%	417 41%	88 29%
Total 'Disagree'	11980 48%	4206 55%	681 68%	231 76%	582 58%	178 57%	259 26%	76 25%	598 60%	211 69%	734 73%	264 87%	724 72%	239 79%	218 21%	73 24%	513 51%	159 52%	187 19%	62 20%	172 17%	52 17%	684 68%	237 78%	557 55%	222 74%	571 56%	212 70%

This is the English version of the results of the *2011 World Youths Survey*, which were published by the French think tank *Fondation pour l'Innovation politique*. Our publications are available in French and English at [www.fondapol.org](http://www.fondapol.org).

Fieldwork dates: June-July 2010





# 2011 World Youths

Q6. To what extent do you agree or disagree with the following statements?

It is important to be "in style"

[ONE ANSWER ONLY]

	TOTAL		US		MX		BR		AU		JP		CN		IN		RU		TR		IL		MA		ZA	
	16-29	30-50	16-29	30-50	16-29	30-50	16-29	30-50	16-29	30-50	16-29	30-50	16-29	30-50	16-29	30-50	16-29	30-50	16-29	30-50	16-29	30-50	16-29	30-50	16-29	30-50
Total	25103	7611	1001	324	1000	313	1008	316	1002	300	1000	304	1001	300	1015	302	1003	305	999	302	1000	300	1003	302	1006	300
Totally agree	3940 16%	826 11%	122 12%	28 9%	78 8%	9 3%	109 11%	26 8%	77 8%	18 6%	112 11%	16 5%	78 8%	20 7%	384 38%	93 31%	158 16%	30 10%	210 21%	45 15%	317 32%	85 28%	247 25%	24 8%	146 15%	17 6%
Tend to agree	8373 33%	2382 31%	334 33%	104 32%	302 30%	89 28%	257 25%	71 22%	323 32%	73 24%	486 49%	162 53%	363 36%	107 36%	423 42%	136 45%	444 44%	117 38%	299 30%	73 24%	290 29%	77 26%	316 32%	82 27%	313 31%	79 26%
Tend to disagree	7946 32%	2801 37%	339 34%	131 40%	417 42%	162 52%	359 36%	143 45%	421 42%	146 49%	224 22%	82 27%	451 45%	146 49%	166 16%	55 18%	291 29%	130 43%	280 28%	94 31%	236 24%	75 25%	230 23%	97 32%	362 36%	141 47%
Totally disagree	4034 16%	1405 18%	164 16%	54 17%	187 19%	48 15%	277 27%	76 24%	149 15%	58 19%	51 5%	13 4%	94 9%	24 8%	36 4%	18 6%	91 9%	23 8%	193 19%	83 27%	122 12%	51 17%	185 18%	85 28%	175 17%	55 18%
Do not know	810 3%	197 3%	42 4%	7 2%	16 2%	5 2%	6 1%	-	32 3%	5 2%	127 13%	31 10%	15 1%	3 1%	6 1%	-	19 2%	5 2%	17 2%	7 2%	35 4%	12 4%	25 2%	14 5%	10 1%	8 3%
Total 'Agree'	12313 49%	3208 42%	456 46%	132 41%	380 38%	98 31%	366 36%	97 31%	400 40%	91 30%	598 60%	178 59%	441 44%	127 42%	807 80%	229 76%	602 60%	147 48%	509 51%	118 39%	607 61%	162 54%	563 56%	106 35%	459 46%	96 32%
Total 'Disagree'	11980 48%	4206 55%	503 50%	185 57%	604 60%	210 67%	636 63%	219 69%	570 57%	204 68%	275 28%	95 31%	545 54%	170 57%	202 20%	73 24%	382 38%	153 50%	473 47%	177 59%	358 36%	126 42%	415 41%	182 60%	537 53%	196 65%

This is the English version of the results of the *2011 World Youths Survey*, which were published by the French think tank *Fondation pour l'Innovation politique*. Our publications are available in French and English at [www.fondapol.org](http://www.fondapol.org).

Fieldwork dates: June-July 2010





# 2011 World Youths

Q6. To what extent do you agree or disagree with the following statements?

It is important that your friends are similar to you

[ONE ANSWER ONLY]

	TOTAL																											
	16-29	30-50	16-29	30-50	16-29	30-50	16-29	30-50	16-29	30-50	16-29	30-50	16-29	30-50	16-29	30-50	16-29	30-50	16-29	30-50	16-29	30-50	16-29	30-50	16-29	30-50	16-29	30-50
Total	25103	7611	1001	302	1002	310	1001	301	1004	306	1001	303	1004	301	1014	301	1005	305	1005	306	1008	301	1000	303	1005	300	1015	304
Totally agree	2766 11%	544 7%	61 6%	9 3%	31 3%	3 1%	110 11%	11 4%	37 4%	7 2%	72 7%	7 2%	28 3%	2 1%	178 18%	41 14%	65 6%	7 2%	77 8%	18 6%	262 26%	71 24%	56 6%	6 2%	75 7%	8 3%	85 8%	20 7%
Tend to agree	6788 27%	1957 26%	294 29%	79 26%	164 16%	27 9%	223 22%	76 25%	226 23%	73 24%	205 20%	61 20%	174 17%	49 16%	299 29%	87 29%	331 33%	98 32%	225 22%	60 20%	365 36%	134 45%	182 18%	40 13%	302 30%	69 23%	312 31%	86 28%
Tend to disagree	9646 38%	3240 43%	434 43%	146 48%	478 48%	158 51%	402 40%	152 50%	486 48%	161 53%	396 40%	122 40%	494 49%	147 49%	331 33%	116 39%	459 46%	134 44%	453 45%	159 52%	242 24%	59 20%	276 28%	104 34%	438 44%	153 51%	417 41%	136 45%
Totally disagree	4825 19%	1614 21%	175 17%	63 21%	298 30%	115 37%	223 22%	54 18%	216 22%	60 20%	257 26%	107 35%	268 27%	98 33%	151 15%	48 16%	118 12%	61 20%	198 20%	55 18%	84 8%	25 8%	431 43%	141 47%	149 15%	53 18%	165 16%	56 18%
Do not know	1078 4%	256 3%	37 4%	5 2%	31 3%	7 2%	43 4%	8 3%	39 4%	5 2%	71 7%	6 2%	40 4%	5 2%	55 5%	9 3%	32 3%	5 2%	52 5%	14 5%	55 5%	12 4%	55 6%	12 4%	41 4%	17 6%	36 4%	6 2%
Total 'Agree'	9554 38%	2501 33%	355 35%	88 29%	195 19%	30 10%	333 33%	87 29%	263 26%	80 26%	277 28%	68 22%	202 20%	51 17%	477 47%	128 43%	396 39%	105 34%	302 30%	78 25%	627 62%	205 68%	238 24%	46 15%	377 38%	77 26%	397 39%	106 35%
Total 'Disagree'	14471 58%	4854 64%	609 61%	209 69%	776 77%	273 88%	625 62%	206 68%	702 70%	221 72%	653 65%	229 76%	762 76%	245 81%	482 48%	164 54%	577 57%	195 64%	651 65%	214 70%	326 32%	84 28%	707 71%	245 81%	587 58%	206 69%	582 57%	192 63%

This is the English version of the results of the *2011 World Youths Survey*, which were published by the French think tank *Fondation pour l'Innovation politique*. Our publications are available in French and English at [www.fondapol.org](http://www.fondapol.org).

Fieldwork dates: June-July 2010





# 2011 World Youths

Q6. To what extent do you agree or disagree with the following statements?

It is important that your friends are similar to you

[ONE ANSWER ONLY]

	TOTAL		US		MX		BR		AU		JP		CN		IN		RU		TR		IL		MA		ZA	
	16-29	30-50	16-29	30-50	16-29	30-50	16-29	30-50	16-29	30-50	16-29	30-50	16-29	30-50	16-29	30-50	16-29	30-50	16-29	30-50	16-29	30-50	16-29	30-50	16-29	30-50
Total	25103	7611	1001	324	1000	313	1008	316	1002	300	1000	304	1001	300	1015	302	1003	305	999	302	1000	300	1003	302	1006	300
Totally agree	2766 11%	544 7%	128 13%	25 8%	41 4%	5 2%	110 11%	25 8%	71 7%	16 5%	95 10%	11 4%	85 8%	13 4%	245 24%	56 19%	44 4%	3 1%	210 21%	56 19%	257 26%	78 26%	189 19%	20 7%	154 15%	26 9%
Tend to agree	6788 27%	1957 26%	401 40%	120 37%	149 15%	40 13%	226 22%	63 20%	345 34%	81 27%	421 42%	121 40%	272 27%	89 30%	342 34%	123 41%	169 17%	44 14%	356 36%	107 35%	191 19%	66 22%	290 29%	61 20%	324 32%	103 34%
Tend to disagree	9646 38%	3240 43%	323 32%	120 37%	427 43%	156 50%	387 38%	145 46%	427 43%	150 50%	266 27%	95 31%	530 53%	169 56%	304 30%	92 30%	508 51%	184 60%	262 26%	79 26%	311 31%	82 27%	250 25%	99 33%	345 34%	122 41%
Totally disagree	4825 19%	1614 21%	113 11%	51 16%	370 37%	109 35%	263 26%	77 24%	121 12%	47 16%	53 5%	21 7%	96 10%	24 8%	111 11%	28 9%	247 25%	68 22%	143 14%	51 17%	174 17%	58 19%	233 23%	100 33%	168 17%	44 15%
Do not know	1078 4%	256 3%	36 4%	8 2%	13 1%	3 1%	22 2%	6 2%	38 4%	6 2%	165 17%	56 18%	18 2%	5 2%	13 1%	3 1%	35 3%	6 2%	28 3%	9 3%	67 7%	16 5%	41 4%	22 7%	15 1%	5 2%
Total 'Agree'	9554 38%	2501 33%	529 53%	145 45%	190 19%	45 14%	336 33%	88 28%	416 42%	97 32%	516 52%	132 43%	357 36%	102 34%	587 58%	179 59%	213 21%	47 15%	566 57%	163 54%	448 45%	144 48%	479 48%	81 27%	478 48%	129 43%
Total 'Disagree'	14471 58%	4854 64%	436 44%	171 53%	797 80%	265 85%	650 64%	222 70%	548 55%	197 66%	319 32%	116 38%	626 63%	193 64%	415 41%	120 40%	755 75%	252 83%	405 41%	130 43%	485 49%	140 47%	483 48%	199 66%	513 51%	166 55%

This is the English version of the results of the *2011 World Youths Survey*, which were published by the French think tank *Fondation pour l'Innovation politique*. Our publications are available in French and English at [www.fondapol.org](http://www.fondapol.org).

Fieldwork dates: June-July 2010







# 2011 World Youths

Q6. To what extent do you agree or disagree with the following statements?

You always do what you want

[ONE ANSWER ONLY]

	TOTAL																											
	16-29	30-50	16-29	30-50	16-29	30-50	16-29	30-50	16-29	30-50	16-29	30-50	16-29	30-50	16-29	30-50	16-29	30-50	16-29	30-50	16-29	30-50	16-29	30-50	16-29	30-50	16-29	30-50
Total	25103	7611	1001	302	1002	310	1001	301	1004	306	1001	303	1004	301	1014	301	1005	305	1005	306	1008	301	1000	303	1005	300	1015	304
Totally agree	4275 17%	958 13%	127 13%	34 11%	128 13%	17 5%	169 17%	22 7%	77 8%	17 6%	114 11%	26 9%	76 8%	17 6%	204 20%	27 9%	88 9%	21 7%	192 19%	43 14%	300 30%	68 23%	144 14%	26 9%	98 10%	23 8%	111 11%	26 9%
Tend to agree	10841 43%	3113 41%	516 52%	135 45%	465 46%	106 34%	301 30%	104 35%	442 44%	113 37%	409 41%	107 35%	449 45%	119 40%	347 34%	120 40%	465 46%	129 42%	477 47%	131 43%	416 41%	139 46%	484 48%	153 50%	447 44%	101 34%	463 46%	126 41%
Tend to disagree	7453 30%	2667 35%	283 28%	113 37%	339 34%	158 51%	382 38%	137 46%	363 36%	144 47%	328 33%	127 42%	380 38%	127 42%	343 34%	107 36%	369 37%	116 38%	232 23%	95 31%	206 20%	69 23%	239 24%	92 30%	373 37%	140 47%	347 34%	115 38%
Totally disagree	1729 7%	680 9%	40 4%	16 5%	53 5%	25 8%	125 12%	35 12%	78 8%	26 8%	82 8%	36 12%	64 6%	36 12%	79 8%	38 13%	59 6%	35 11%	44 4%	16 5%	55 5%	15 5%	80 8%	21 7%	54 5%	23 8%	68 7%	31 10%
Do not know	805 3%	193 3%	35 3%	4 1%	17 2%	4 1%	24 2%	3 1%	44 4%	6 2%	68 7%	7 2%	35 3%	2 1%	41 4%	9 3%	24 2%	4 1%	60 6%	21 7%	31 3%	10 3%	53 5%	11 4%	33 3%	13 4%	26 3%	6 2%
Total 'Agree'	15116 60%	4071 53%	643 64%	169 56%	593 59%	123 40%	470 47%	126 42%	519 52%	130 42%	523 52%	133 44%	525 52%	136 45%	551 54%	147 49%	553 55%	150 49%	669 67%	174 57%	716 71%	207 69%	628 63%	179 59%	545 54%	124 41%	574 57%	152 50%
Total 'Disagree'	9182 37%	3347 44%	323 32%	129 43%	392 39%	183 59%	507 51%	172 57%	441 44%	170 56%	410 41%	163 54%	444 44%	163 54%	422 42%	145 48%	428 43%	151 50%	276 27%	111 36%	261 26%	84 28%	319 32%	113 37%	427 42%	163 54%	415 41%	146 48%

This is the English version of the results of the *2011 World Youths Survey*, which were published by the French think tank *Fondation pour l'Innovation politique*. Our publications are available in French and English at [www.fondapol.org](http://www.fondapol.org).

Fieldwork dates: June-July 2010





# 2011 World Youths

Q6. To what extent do you agree or disagree with the following statements?

You always do what you want

[ONE ANSWER ONLY]

	TOTAL		US		MX		BR		AU		JP		CN		IN		RU		TR		IL		MA		ZA	
	16-29	30-50	16-29	30-50	16-29	30-50	16-29	30-50	16-29	30-50	16-29	30-50	16-29	30-50	16-29	30-50	16-29	30-50	16-29	30-50	16-29	30-50	16-29	30-50	16-29	30-50
Total	25103	7611	1001	324	1000	313	1008	316	1002	300	1000	304	1001	300	1015	302	1003	305	999	302	1000	300	1003	302	1006	300
Totally agree	4275 17%	958 13%	138 14%	35 11%	171 17%	43 14%	180 18%	53 17%	92 9%	24 8%	150 15%	20 7%	189 19%	30 10%	412 41%	99 33%	111 11%	22 7%	266 27%	72 24%	309 31%	88 29%	258 26%	65 22%	171 17%	40 13%
Tend to agree	10841 43%	3113 41%	381 38%	120 37%	461 46%	149 48%	384 38%	121 38%	462 46%	107 36%	478 48%	157 52%	623 62%	199 66%	417 41%	142 47%	419 42%	103 34%	407 41%	110 36%	323 32%	94 31%	421 42%	112 37%	384 38%	116 39%
Tend to disagree	7453 30%	2667 35%	363 36%	130 40%	275 28%	94 30%	314 31%	105 33%	350 35%	136 45%	244 24%	80 26%	118 12%	54 18%	152 15%	53 18%	401 40%	149 49%	225 23%	77 25%	249 25%	75 25%	210 21%	64 21%	368 37%	110 37%
Totally disagree	1729 7%	680 9%	88 9%	33 10%	84 8%	26 8%	125 12%	36 11%	69 7%	27 9%	33 3%	10 3%	41 4%	12 4%	27 3%	8 3%	52 5%	28 9%	79 8%	34 11%	88 9%	30 10%	91 9%	53 18%	71 7%	30 10%
Do not know	805 3%	193 3%	31 3%	6 2%	9 1%	1 *	5 *	1 *	29 3%	6 2%	95 10%	37 12%	30 3%	5 2%	7 1%	-	20 2%	3 1%	22 2%	9 3%	31 3%	13 4%	23 2%	8 3%	12 1%	4 1%
Total 'Agree'	15116 60%	4071 53%	519 52%	155 48%	632 63%	192 61%	564 56%	174 55%	554 55%	131 44%	628 63%	177 58%	812 81%	229 76%	829 82%	241 80%	530 53%	125 41%	673 67%	182 60%	632 63%	182 61%	679 68%	177 59%	555 55%	156 52%
Total 'Disagree'	9182 37%	3347 44%	451 45%	163 50%	359 36%	120 38%	439 44%	141 45%	419 42%	163 54%	277 28%	90 30%	159 16%	66 22%	179 18%	61 20%	453 45%	177 58%	304 30%	111 37%	337 34%	105 35%	301 30%	117 39%	439 44%	140 47%

This is the English version of the results of the *2011 World Youths Survey*, which were published by the French think tank *Fondation pour l'Innovation politique*. Our publications are available in French and English at [www.fondapol.org](http://www.fondapol.org).

Fieldwork dates: June-July 2010





Q6. To what extent do you agree or disagree with the following statements?

It is important to have life goals and try to achieve them

[ONE ANSWER ONLY]

	TOTAL																											
	16-29	30-50	16-29	30-50	16-29	30-50	16-29	30-50	16-29	30-50	16-29	30-50	16-29	30-50	16-29	30-50	16-29	30-50	16-29	30-50	16-29	30-50	16-29	30-50	16-29	30-50	16-29	30-50
Total	25103	7611	1001	302	1002	310	1001	301	1004	306	1001	303	1004	301	1014	301	1005	305	1005	306	1008	301	1000	303	1005	300	1015	304
Totally agree	13359 53%	3515 46%	449 45%	122 40%	636 63%	157 51%	657 66%	167 55%	338 34%	87 28%	349 35%	71 23%	425 42%	111 37%	573 57%	135 45%	478 48%	142 47%	492 49%	106 35%	731 73%	205 68%	446 45%	81 27%	331 33%	61 20%	504 50%	136 45%
Tend to agree	9346 37%	3477 46%	449 45%	158 52%	330 33%	142 46%	240 24%	119 40%	552 55%	193 63%	496 50%	185 61%	492 49%	179 59%	293 29%	130 43%	427 42%	146 48%	421 42%	181 59%	190 19%	81 27%	417 42%	171 56%	541 54%	189 63%	434 43%	153 50%
Tend to disagree	1454 6%	403 5%	73 7%	15 5%	23 2%	4 1%	62 6%	9 3%	65 6%	19 6%	81 8%	30 10%	48 5%	7 2%	92 9%	23 8%	66 7%	11 4%	63 6%	12 4%	39 4%	8 3%	71 7%	34 11%	94 9%	25 8%	41 4%	12 4%
Totally disagree	334 1%	79 1%	6 1%	3 1%	5 *	3 1%	18 2%	2 1%	17 2%	4 1%	22 2%	7 2%	9 1%	- -	21 2%	5 2%	18 2%	2 1%	8 1%	2 1%	14 1%	1 *	17 2%	7 2%	11 1%	7 2%	13 1%	1 *
Do not know	610 2%	137 2%	24 2%	4 1%	8 1%	4 1%	24 2%	4 1%	32 3%	3 1%	53 5%	10 3%	30 3%	4 1%	35 3%	8 3%	16 2%	4 1%	21 2%	5 2%	34 3%	6 2%	49 5%	10 3%	28 3%	18 6%	23 2%	2 1%
Total 'Agree'	22705 90%	6992 92%	898 90%	280 93%	966 96%	299 96%	897 90%	286 95%	890 89%	280 92%	845 84%	256 84%	917 91%	290 96%	866 85%	265 88%	905 90%	288 94%	913 91%	287 94%	921 91%	286 95%	863 86%	252 83%	872 87%	250 83%	938 92%	289 95%
Total 'Disagree'	1788 7%	482 6%	79 8%	18 6%	28 3%	7 2%	80 8%	11 4%	82 8%	23 8%	103 10%	37 12%	57 6%	7 2%	113 11%	28 9%	84 8%	13 4%	71 7%	14 5%	53 5%	9 3%	88 9%	41 14%	105 10%	32 11%	54 5%	13 4%

This is the English version of the results of the *2011 World Youths Survey*, which were published by the French think tank *Fondation pour l'Innovation politique*. Our publications are available in French and English at [www.fondapol.org](http://www.fondapol.org).

Fieldwork dates: June-July 2010



Q6. To what extent do you agree or disagree with the following statements?

It is important to have life goals and try to achieve them

[ONE ANSWER ONLY]

	TOTAL		US		MX		BR		AU		JP		CN		IN		RU		TR		IL		MA		ZA	
	16-29	30-50	16-29	30-50	16-29	30-50	16-29	30-50	16-29	30-50	16-29	30-50	16-29	30-50	16-29	30-50	16-29	30-50	16-29	30-50	16-29	30-50	16-29	30-50	16-29	30-50
Total	25103	7611	1001	324	1000	313	1008	316	1002	300	1000	304	1001	300	1015	302	1003	305	999	302	1000	300	1003	302	1006	300
Totally agree	13359 53%	3515 46%	494 49%	134 41%	658 66%	179 57%	735 73%	226 72%	385 38%	84 28%	312 31%	82 27%	323 32%	61 20%	759 75%	202 67%	610 61%	141 46%	662 66%	205 68%	606 61%	167 56%	725 72%	262 87%	681 68%	191 64%
Tend to agree	9346 37%	3477 46%	437 44%	168 52%	300 30%	119 38%	221 22%	77 24%	513 51%	191 64%	534 53%	183 60%	571 57%	199 66%	204 20%	85 28%	338 34%	138 45%	254 25%	75 25%	252 25%	91 30%	171 17%	29 10%	269 27%	95 32%
Tend to disagree	1454 6%	403 5%	41 4%	15 5%	31 3%	12 4%	37 4%	9 3%	64 6%	19 6%	68 7%	18 6%	81 8%	33 11%	38 4%	14 5%	37 4%	19 6%	56 6%	12 4%	77 8%	23 8%	72 7%	8 3%	34 3%	12 4%
Totally disagree	334 1%	79 1%	7 1%	2 1%	7 1%	2 1%	8 1%	4 1%	10 1%	1 *	10 1%	3 1%	13 1%	2 1%	7 1%	1 *	7 1%	3 1%	16 2%	4 1%	34 3%	12 4%	25 2%	1 *	11 1%	-
Do not know	610 2%	137 2%	22 2%	5 2%	4 *	1 *	7 1%	-	30 3%	5 2%	76 8%	18 6%	13 1%	5 2%	7 1%	-	11 1%	4 1%	11 1%	6 2%	31 3%	7 2%	10 1%	2 1%	11 1%	2 1%
Total 'Agree'	22705 90%	6992 92%	931 93%	302 93%	958 96%	298 95%	956 95%	303 96%	898 90%	275 92%	846 85%	265 87%	894 89%	260 87%	963 95%	287 95%	948 95%	279 91%	916 92%	280 93%	858 86%	258 86%	896 89%	291 96%	950 94%	286 95%
Total 'Disagree'	1788 7%	482 6%	48 5%	17 5%	38 4%	14 4%	45 4%	13 4%	74 7%	20 7%	78 8%	21 7%	94 9%	35 12%	45 4%	15 5%	44 4%	22 7%	72 7%	16 5%	111 11%	35 12%	97 10%	9 3%	45 4%	12 4%

This is the English version of the results of the *2011 World Youths Survey*, which were published by the French think tank *Fondation pour l'Innovation politique*. Our publications are available in French and English at [www.fondapol.org](http://www.fondapol.org).

Fieldwork dates: June-July 2010



Q6. To what extent do you agree or disagree with the following statements?

It is important for you to have a better life than your parents

[ONE ANSWER ONLY]

	TOTAL																											
	16-29	30-50	16-29	30-50	16-29	30-50	16-29	30-50	16-29	30-50	16-29	30-50	16-29	30-50	16-29	30-50	16-29	30-50	16-29	30-50	16-29	30-50	16-29	30-50	16-29	30-50	16-29	30-50
Total	25103	7611	1001	302	1002	310	1001	301	1004	306	1001	303	1004	301	1014	301	1005	305	1005	306	1008	301	1000	303	1005	300	1015	304
Totally agree	7492 30%	2126 28%	169 17%	53 18%	232 23%	81 26%	378 38%	109 36%	151 15%	43 14%	116 12%	15 5%	139 14%	44 15%	386 38%	100 33%	122 12%	45 15%	387 39%	104 34%	571 57%	178 59%	150 15%	27 9%	131 13%	22 7%	208 20%	51 17%
Tend to agree	9079 36%	3090 41%	400 40%	145 48%	384 38%	128 41%	379 38%	148 49%	437 44%	157 51%	263 26%	102 34%	371 37%	139 46%	378 37%	121 40%	442 44%	147 48%	369 37%	158 52%	297 29%	89 30%	267 27%	82 27%	353 35%	94 31%	376 37%	126 41%
Tend to disagree	5491 22%	1625 21%	297 30%	73 24%	267 27%	75 24%	144 14%	27 9%	282 28%	91 30%	352 35%	118 39%	347 35%	83 28%	154 15%	45 15%	316 31%	89 29%	149 15%	27 9%	71 7%	21 7%	298 30%	114 38%	364 36%	135 45%	317 31%	94 31%
Totally disagree	1528 6%	407 5%	73 7%	16 5%	72 7%	13 4%	45 4%	8 3%	66 7%	9 3%	126 13%	39 13%	79 8%	20 7%	49 5%	22 7%	67 7%	9 3%	41 4%	5 2%	28 3%	4 1%	213 21%	62 20%	73 7%	20 7%	66 7%	24 8%
Do not know	1513 6%	363 5%	62 6%	15 5%	47 5%	13 4%	55 5%	9 3%	68 7%	6 2%	144 14%	29 10%	68 7%	15 5%	47 5%	13 4%	58 6%	15 5%	59 6%	12 4%	41 4%	9 3%	72 7%	18 6%	84 8%	29 10%	48 5%	9 3%
Total 'Agree'	16571 66%	5216 69%	569 57%	198 66%	616 61%	209 67%	757 76%	257 85%	588 59%	200 65%	379 38%	117 39%	510 51%	183 61%	764 75%	221 73%	564 56%	192 63%	756 75%	262 86%	868 86%	267 89%	417 42%	109 36%	484 48%	116 39%	584 58%	177 58%
Total 'Disagree'	7019 28%	2032 27%	370 37%	89 29%	339 34%	88 28%	189 19%	35 12%	348 35%	100 33%	478 48%	157 52%	426 42%	103 34%	203 20%	67 22%	383 38%	98 32%	190 19%	32 10%	99 10%	25 8%	511 51%	176 58%	437 43%	155 52%	383 38%	118 39%

This is the English version of the results of the *2011 World Youths Survey*, which were published by the French think tank *Fondation pour l'Innovation politique*. Our publications are available in French and English at [www.fondapol.org](http://www.fondapol.org).

Fieldwork dates: June-July 2010



# 2011 World Youths

Q6. To what extent do you agree or disagree with the following statements?

It is important for you to have a better life than your parents

[ONE ANSWER ONLY]

	TOTAL		US		MX		BR		AU		JP		CN		IN		RU		TR		IL		MA		ZA	
	16-29	30-50	16-29	30-50	16-29	30-50	16-29	30-50	16-29	30-50	16-29	30-50	16-29	30-50	16-29	30-50	16-29	30-50	16-29	30-50	16-29	30-50	16-29	30-50	16-29	30-50
Total	25103	7611	1001	324	1000	313	1008	316	1002	300	1000	304	1001	300	1015	302	1003	305	999	302	1000	300	1003	302	1006	300
Totally agree	7492 30%	2126 28%	247 25%	53 16%	523 52%	145 46%	464 46%	168 53%	157 16%	37 12%	93 9%	18 6%	181 18%	39 13%	560 55%	149 49%	341 34%	77 25%	508 51%	159 53%	411 41%	116 39%	523 52%	199 66%	344 34%	94 31%
Tend to agree	9079 36%	3090 41%	438 44%	153 47%	380 38%	131 42%	373 37%	117 37%	369 37%	129 43%	331 33%	119 39%	464 46%	152 51%	323 32%	117 39%	403 40%	143 47%	333 33%	100 33%	272 27%	88 29%	321 32%	80 26%	356 35%	125 42%
Tend to disagree	5491 22%	1625 21%	205 20%	88 27%	81 8%	24 8%	115 11%	20 6%	340 34%	100 33%	285 29%	86 28%	277 28%	84 28%	83 8%	24 8%	184 18%	59 19%	89 9%	23 8%	171 17%	58 19%	89 9%	11 4%	214 21%	56 19%
Totally disagree	1528 6%	407 5%	36 4%	10 3%	11 1%	9 3%	34 3%	8 3%	57 6%	15 5%	48 5%	10 3%	56 6%	20 7%	36 4%	10 3%	32 3%	12 4%	40 4%	11 4%	83 8%	26 9%	37 4%	7 2%	60 6%	18 6%
Do not know	1513 6%	363 5%	75 7%	20 6%	5 1%	4 1%	22 2%	3 1%	79 8%	19 6%	243 24%	71 23%	23 2%	5 2%	13 1%	2 1%	43 4%	14 5%	29 3%	9 3%	63 6%	12 4%	33 3%	5 2%	32 3%	7 2%
Total 'Agree'	16571 66%	5216 69%	685 68%	206 64%	903 90%	276 88%	837 83%	285 90%	526 52%	166 55%	424 42%	137 45%	645 64%	191 64%	883 87%	266 88%	744 74%	220 72%	841 84%	259 86%	683 68%	204 68%	844 84%	279 92%	700 70%	219 73%
Total 'Disagree'	7019 28%	2032 27%	241 24%	98 30%	92 9%	33 11%	149 15%	28 9%	397 40%	115 38%	333 33%	96 32%	333 33%	104 35%	119 12%	34 11%	216 22%	71 23%	129 13%	34 11%	254 25%	84 28%	126 13%	18 6%	274 27%	74 25%

This is the English version of the results of the *2011 World Youths Survey*, which were published by the French think tank *Fondation pour l'Innovation politique*. Our publications are available in French and English at [www.fondapol.org](http://www.fondapol.org).

Fieldwork dates: June-July 2010







# 2011 World Youths

Q6. To what extent do you agree or disagree with the following statements?

You are proud of the rich people in your country

[ONE ANSWER ONLY]

	TOTAL		DE		EE		EL		ES		FI		FR		HU		IT		PL		RO		SE		UK		CA	
	16-29	30-50	16-29	30-50	16-29	30-50	16-29	30-50	16-29	30-50	16-29	30-50	16-29	30-50	16-29	30-50	16-29	30-50	16-29	30-50	16-29	30-50	16-29	30-50	16-29	30-50	16-29	30-50
Total	25103	7611	1001	302	1002	310	1001	301	1004	306	1001	303	1004	301	1014	301	1005	305	1005	306	1008	301	1000	303	1005	300	1015	304
Totally agree	2671 11%	614 8%	36 4%	10 3%	46 5%	12 4%	95 9%	5 2%	34 3%	2 1%	78 8%	9 3%	35 3%	5 2%	134 13%	21 7%	47 5%	11 4%	76 8%	25 8%	136 13%	36 12%	82 8%	9 3%	63 6%	7 2%	75 7%	14 5%
Tend to agree	4848 19%	1376 18%	165 16%	43 14%	137 14%	27 9%	106 11%	22 7%	146 15%	33 11%	130 13%	34 11%	129 13%	24 8%	146 14%	43 14%	182 18%	60 20%	165 16%	52 17%	177 18%	49 16%	161 16%	29 10%	200 20%	51 17%	211 21%	67 22%
Tend to disagree	7688 31%	2524 33%	314 31%	84 28%	332 33%	114 37%	253 25%	104 35%	304 30%	96 31%	298 30%	101 33%	301 30%	91 30%	303 30%	92 31%	301 30%	101 33%	324 32%	117 38%	258 26%	96 32%	268 27%	102 34%	374 37%	118 39%	394 39%	116 38%
Totally disagree	7768 31%	2569 34%	414 41%	154 51%	365 36%	129 42%	475 47%	159 53%	439 44%	154 50%	368 37%	132 44%	445 44%	150 50%	355 35%	124 41%	411 41%	113 37%	316 31%	79 26%	379 38%	106 35%	395 40%	146 48%	257 26%	91 30%	226 22%	78 26%
Do not know	2128 8%	528 7%	72 7%	11 4%	122 12%	28 9%	72 7%	11 4%	81 8%	21 7%	127 13%	27 9%	94 9%	31 10%	76 7%	21 7%	64 6%	20 7%	124 12%	33 11%	58 6%	14 5%	94 9%	17 6%	111 11%	33 11%	109 11%	29 10%
Total 'Agree'	7519 30%	1990 26%	201 20%	53 18%	183 18%	39 13%	201 20%	27 9%	180 18%	35 11%	208 21%	43 14%	164 16%	29 10%	280 28%	64 21%	229 23%	71 23%	241 24%	77 25%	313 31%	85 28%	243 24%	38 13%	263 26%	58 19%	286 28%	81 27%
Total 'Disagree'	15456 62%	5093 67%	728 73%	238 79%	697 70%	243 78%	728 73%	263 87%	743 74%	250 82%	666 67%	233 77%	746 74%	241 80%	658 65%	216 72%	712 71%	214 70%	640 64%	196 64%	637 63%	202 67%	663 66%	248 82%	631 63%	209 70%	620 61%	194 64%

This is the English version of the results of the *2011 World Youths Survey*, which were published by the French think tank *Fondation pour l'Innovation politique*. Our publications are available in French and English at [www.fondapol.org](http://www.fondapol.org).

Fieldwork dates: June-July 2010





# 2011 World Youths

Q6. To what extent do you agree or disagree with the following statements?

You are proud of the rich people in your country

[ONE ANSWER ONLY]

	TOTAL		US		MX		BR		AU		JP		CN		IN		RU		TR		IL		MA		ZA	
	16-29	30-50	16-29	30-50	16-29	30-50	16-29	30-50	16-29	30-50	16-29	30-50	16-29	30-50	16-29	30-50	16-29	30-50	16-29	30-50	16-29	30-50	16-29	30-50	16-29	30-50
Total	25103	7611	1001	324	1000	313	1008	316	1002	300	1000	304	1001	300	1015	302	1003	305	999	302	1000	300	1003	302	1006	300
Totally agree	2671 11%	614 8%	85 8%	19 6%	62 6%	9 3%	147 15%	48 15%	57 6%	26 9%	53 5%	2 1%	120 12%	21 7%	337 33%	89 29%	95 9%	19 6%	187 19%	66 22%	294 29%	85 28%	169 17%	28 9%	128 13%	36 12%
Tend to agree	4848 19%	1376 18%	229 23%	67 21%	137 14%	51 16%	224 22%	49 16%	224 22%	60 20%	191 19%	62 20%	452 45%	157 52%	312 31%	107 35%	176 18%	48 16%	218 22%	77 25%	193 19%	63 21%	204 20%	30 10%	233 23%	71 24%
Tend to disagree	7688 31%	2524 33%	299 30%	106 33%	364 36%	140 45%	295 29%	115 36%	400 40%	116 39%	338 34%	97 32%	300 30%	90 30%	225 22%	67 22%	335 33%	114 37%	274 27%	77 25%	244 24%	76 25%	212 21%	68 23%	378 38%	126 42%
Totally disagree	7768 31%	2569 34%	269 27%	100 31%	400 40%	103 33%	309 31%	97 31%	185 18%	69 23%	242 24%	88 29%	77 8%	19 6%	103 10%	33 11%	326 33%	111 36%	266 27%	72 24%	185 19%	58 19%	371 37%	153 51%	190 19%	51 17%
Do not know	2128 8%	528 7%	119 12%	32 10%	37 4%	10 3%	33 3%	7 2%	136 14%	29 10%	176 18%	55 18%	52 5%	13 4%	38 4%	6 2%	71 7%	13 4%	54 5%	10 3%	84 8%	18 6%	47 5%	23 8%	77 8%	16 5%
Total 'Agree'	7519 30%	1990 26%	314 31%	86 27%	199 20%	60 19%	371 37%	97 31%	281 28%	86 29%	244 24%	64 21%	572 57%	178 59%	649 64%	196 65%	271 27%	67 22%	405 41%	143 47%	487 49%	148 49%	373 37%	58 19%	361 36%	107 36%
Total 'Disagree'	15456 62%	5093 67%	568 57%	206 64%	764 76%	243 78%	604 60%	212 67%	585 58%	185 62%	580 58%	185 61%	377 38%	109 36%	328 32%	100 33%	661 66%	225 74%	540 54%	149 49%	429 43%	134 45%	583 58%	221 73%	568 56%	177 59%

This is the English version of the results of the *2011 World Youths Survey*, which were published by the French think tank *Fondation pour l'Innovation politique*. Our publications are available in French and English at [www.fondapol.org](http://www.fondapol.org).

Fieldwork dates: June-July 2010





# 2011 World Youths

Q6. To what extent do you agree or disagree with the following statements?

It is important for you that your family accepts your partner/spouse/girlfriend/boyfriend

[ONE ANSWER ONLY]

	TOTAL																											
	16-29	30-50	16-29	30-50	16-29	30-50	16-29	30-50	16-29	30-50	16-29	30-50	16-29	30-50	16-29	30-50	16-29	30-50	16-29	30-50	16-29	30-50	16-29	30-50	16-29	30-50	16-29	30-50
Total	25103	7611	1001	302	1002	310	1001	301	1004	306	1001	303	1004	301	1014	301	1005	305	1005	306	1008	301	1000	303	1005	300	1015	304
Totally agree	11221 45%	2895 38%	403 40%	104 34%	512 51%	129 42%	429 43%	113 38%	346 34%	88 29%	360 36%	83 27%	447 45%	127 42%	530 52%	112 37%	350 35%	107 35%	481 48%	103 34%	557 55%	147 49%	348 35%	76 25%	354 35%	73 24%	414 41%	111 37%
Tend to agree	9814 39%	3380 44%	445 44%	130 43%	339 34%	143 46%	381 38%	125 42%	454 45%	160 52%	403 40%	143 47%	398 40%	130 43%	305 30%	118 39%	473 47%	137 45%	383 38%	150 49%	301 30%	102 34%	387 39%	140 46%	466 46%	157 52%	440 43%	154 51%
Tend to disagree	2343 9%	827 11%	100 10%	41 14%	100 10%	24 8%	110 11%	42 14%	130 13%	43 14%	139 14%	45 15%	91 9%	30 10%	109 11%	36 12%	125 12%	46 15%	77 8%	35 11%	76 8%	31 10%	128 13%	47 16%	110 11%	41 14%	89 9%	26 9%
Totally disagree	893 4%	319 4%	23 2%	19 6%	36 4%	6 2%	49 5%	17 6%	47 5%	7 2%	41 4%	20 7%	36 4%	11 4%	33 3%	27 9%	32 3%	9 3%	37 4%	10 3%	34 3%	12 4%	81 8%	31 10%	32 3%	12 4%	40 4%	11 4%
Do not know	832 3%	190 2%	30 3%	8 3%	15 1%	8 3%	32 3%	4 1%	27 3%	8 3%	58 6%	12 4%	32 3%	3 1%	37 4%	8 3%	25 2%	6 2%	27 3%	8 3%	40 4%	9 3%	56 6%	9 3%	43 4%	17 6%	32 3%	2 1%
Total 'Agree'	21035 84%	6275 82%	848 85%	234 77%	851 85%	272 88%	810 81%	238 79%	800 80%	248 81%	763 76%	226 75%	845 84%	257 85%	835 82%	230 76%	823 82%	244 80%	864 86%	253 83%	858 85%	249 83%	735 74%	216 71%	820 82%	230 77%	854 84%	265 87%
Total 'Disagree'	3236 13%	1146 15%	123 12%	60 20%	136 14%	30 10%	159 16%	59 20%	177 18%	50 16%	180 18%	65 21%	127 13%	41 14%	142 14%	63 21%	157 16%	55 18%	114 11%	45 15%	110 11%	43 14%	209 21%	78 26%	142 14%	53 18%	129 13%	37 12%

This is the English version of the results of the *2011 World Youths Survey*, which were published by the French think tank *Fondation pour l'Innovation politique*. Our publications are available in French and English at [www.fondapol.org](http://www.fondapol.org).

Fieldwork dates: June-July 2010





# 2011 World Youths

Q6. To what extent do you agree or disagree with the following statements?

It is important for you that your family accepts your partner/spouse/girlfriend/boyfriend

[ONE ANSWER ONLY]

	TOTAL		US		MX		BR		AU		JP		CN		IN		RU		TR		IL		MA		ZA	
	16-29	30-50	16-29	30-50	16-29	30-50	16-29	30-50	16-29	30-50	16-29	30-50	16-29	30-50	16-29	30-50	16-29	30-50	16-29	30-50	16-29	30-50	16-29	30-50	16-29	30-50
Total	25103	7611	1001	324	1000	313	1008	316	1002	300	1000	304	1001	300	1015	302	1003	305	999	302	1000	300	1003	302	1006	300
Totally agree	11221 45%	2895 38%	380 38%	93 29%	461 46%	106 34%	525 52%	168 53%	347 35%	85 28%	256 26%	60 20%	361 36%	85 28%	635 63%	181 60%	395 39%	82 27%	551 55%	170 56%	583 58%	146 49%	585 58%	195 65%	611 61%	151 50%
Tend to agree	9814 39%	3380 44%	440 44%	174 54%	380 38%	133 42%	330 33%	99 31%	500 50%	160 53%	536 54%	196 64%	561 56%	197 66%	285 28%	91 30%	453 45%	176 58%	301 30%	86 28%	278 28%	103 34%	281 28%	66 22%	294 29%	110 37%
Tend to disagree	2343 9%	827 11%	102 10%	41 13%	110 11%	61 19%	91 9%	34 11%	102 10%	31 10%	81 8%	18 6%	47 5%	15 5%	57 6%	25 8%	103 10%	33 11%	84 8%	19 6%	53 5%	24 8%	71 7%	15 5%	58 6%	24 8%
Totally disagree	893 4%	319 4%	36 4%	10 3%	39 4%	11 4%	51 5%	14 4%	21 2%	15 5%	19 2%	4 1%	16 2%	- -	20 2%	4 1%	25 2%	7 2%	40 4%	19 6%	44 4%	20 7%	35 3%	11 4%	26 3%	12 4%
Do not know	832 3%	190 2%	43 4%	6 2%	10 1%	2 1%	11 1%	1 *	32 3%	9 3%	108 11%	26 9%	16 2%	3 1%	18 2%	1 *	27 3%	7 2%	23 2%	8 3%	42 4%	7 2%	31 3%	15 5%	17 2%	3 1%
Total 'Agree'	21035 84%	6275 82%	820 82%	267 82%	841 84%	239 76%	855 85%	267 84%	847 85%	245 82%	792 79%	256 84%	922 92%	282 94%	920 91%	272 90%	848 85%	258 85%	852 85%	256 85%	861 86%	249 83%	866 86%	261 86%	905 90%	261 87%
Total 'Disagree'	3236 13%	1146 15%	138 14%	51 16%	149 15%	72 23%	142 14%	48 15%	123 12%	46 15%	100 10%	22 7%	63 6%	15 5%	77 8%	29 10%	128 13%	40 13%	124 12%	38 13%	97 10%	44 15%	106 11%	26 9%	84 8%	36 12%

This is the English version of the results of the *2011 World Youths Survey*, which were published by the French think tank *Fondation pour l'Innovation politique*. Our publications are available in French and English at [www.fondapol.org](http://www.fondapol.org).

Fieldwork dates: June-July 2010





# 2011 World Youths

Q6. To what extent do you agree or disagree with the following statements?

It is important for you to contribute to other people's happiness

[ONE ANSWER ONLY]

	TOTAL																											
	16-29	30-50	16-29	30-50	16-29	30-50	16-29	30-50	16-29	30-50	16-29	30-50	16-29	30-50	16-29	30-50	16-29	30-50	16-29	30-50	16-29	30-50	16-29	30-50	16-29	30-50	16-29	30-50
Total	25103	7611	1001	302	1002	310	1001	301	1004	306	1001	303	1004	301	1014	301	1005	305	1005	306	1008	301	1000	303	1005	300	1015	304
Totally agree	10504 42%	2899 38%	315 31%	87 29%	371 37%	108 35%	534 53%	155 51%	368 37%	104 34%	280 28%	60 20%	313 31%	89 30%	434 43%	114 38%	340 34%	102 33%	473 47%	97 32%	531 53%	157 52%	344 34%	68 22%	315 31%	69 23%	323 32%	94 31%
Tend to agree	11167 44%	3748 49%	517 52%	157 52%	528 53%	177 57%	364 36%	130 43%	518 52%	175 57%	491 49%	179 59%	555 55%	174 58%	382 38%	130 43%	528 53%	176 58%	441 44%	182 59%	354 35%	110 37%	450 45%	159 52%	556 55%	185 62%	545 54%	177 58%
Tend to disagree	1981 8%	604 8%	117 12%	35 12%	60 6%	15 5%	60 6%	13 4%	75 7%	21 7%	110 11%	41 14%	79 8%	27 9%	119 12%	39 13%	98 10%	20 7%	49 5%	12 4%	63 6%	18 6%	113 11%	55 18%	75 7%	28 9%	86 8%	21 7%
Totally disagree	478 2%	144 2%	18 2%	14 5%	13 1%	4 1%	16 2%	1 *	12 1%	3 1%	29 3%	5 2%	14 1%	4 1%	35 3%	7 2%	14 1%	3 1%	14 1%	5 2%	22 2%	6 2%	29 3%	10 3%	16 2%	3 1%	20 2%	6 2%
Do not know	973 4%	216 3%	34 3%	9 3%	30 3%	6 2%	27 3%	2 1%	31 3%	3 1%	91 9%	18 6%	43 4%	7 2%	44 4%	11 4%	25 2%	4 1%	28 3%	10 3%	38 4%	10 3%	64 6%	11 4%	43 4%	15 5%	41 4%	6 2%
Total 'Agree'	21671 86%	6647 87%	832 83%	244 81%	899 90%	285 92%	898 90%	285 95%	886 88%	279 91%	771 77%	239 79%	868 86%	263 87%	816 80%	244 81%	868 86%	278 91%	914 91%	279 91%	885 88%	267 89%	794 79%	227 75%	871 87%	254 85%	868 86%	271 89%
Total 'Disagree'	2459 10%	748 10%	135 13%	49 16%	73 7%	19 6%	76 8%	14 5%	87 9%	24 8%	139 14%	46 15%	93 9%	31 10%	154 15%	46 15%	112 11%	23 8%	63 6%	17 6%	85 8%	24 8%	142 14%	65 21%	91 9%	31 10%	106 10%	27 9%

This is the English version of the results of the *2011 World Youths Survey*, which were published by the French think tank *Fondation pour l'Innovation politique*. Our publications are available in French and English at [www.fondapol.org](http://www.fondapol.org).

Fieldwork dates: June-July 2010





Q6. To what extent do you agree or disagree with the following statements?

It is important for you to contribute to other people's happiness

[ONE ANSWER ONLY]

	TOTAL		US		MX		BR		AU		JP		CN		IN		RU		TR		IL		MA		ZA	
	16-29	30-50	16-29	30-50	16-29	30-50	16-29	30-50	16-29	30-50	16-29	30-50	16-29	30-50	16-29	30-50	16-29	30-50	16-29	30-50	16-29	30-50	16-29	30-50	16-29	30-50
Total	25103	7611	1001	324	1000	313	1008	316	1002	300	1000	304	1001	300	1015	302	1003	305	999	302	1000	300	1003	302	1006	300
Totally agree	10504 42%	2899 38%	311 31%	91 28%	492 49%	133 42%	643 64%	199 63%	293 29%	82 27%	134 13%	36 12%	227 23%	48 16%	712 70%	188 62%	359 36%	86 28%	628 63%	188 62%	539 54%	151 50%	672 67%	248 82%	553 55%	145 48%
Tend to agree	11167 44%	3748 49%	537 54%	186 57%	431 43%	159 51%	292 29%	105 33%	569 57%	175 58%	528 53%	178 59%	635 63%	209 70%	244 24%	95 31%	510 51%	176 58%	285 29%	90 30%	291 29%	88 29%	238 24%	46 15%	378 38%	130 43%
Tend to disagree	1981 8%	604 8%	92 9%	26 8%	55 6%	17 5%	54 5%	8 3%	79 8%	24 8%	156 16%	44 14%	71 7%	26 9%	39 4%	16 5%	90 9%	29 10%	51 5%	11 4%	87 9%	32 11%	59 6%	7 2%	44 4%	19 6%
Totally disagree	478 2%	144 2%	17 2%	13 4%	11 1%	3 1%	12 1%	3 1%	16 2%	6 2%	35 4%	9 3%	32 3%	9 3%	10 1%	1 *	11 1%	3 1%	17 2%	4 1%	38 4%	20 7%	15 1%	- -	12 1%	2 1%
Do not know	973 4%	216 3%	44 4%	8 2%	11 1%	1 *	7 1%	1 *	45 4%	13 4%	147 15%	37 12%	36 4%	8 3%	10 1%	2 1%	33 3%	11 4%	18 2%	9 3%	45 5%	9 3%	19 2%	1 *	19 2%	4 1%
Total 'Agree'	21671 86%	6647 87%	848 85%	277 85%	923 92%	292 93%	935 93%	304 96%	862 86%	257 86%	662 66%	214 70%	862 86%	257 86%	956 94%	283 94%	869 87%	262 86%	913 91%	278 92%	830 83%	239 80%	910 91%	294 97%	931 93%	275 92%
Total 'Disagree'	2459 10%	748 10%	109 11%	39 12%	66 7%	20 6%	66 7%	11 3%	95 9%	30 10%	191 19%	53 17%	103 10%	35 12%	49 5%	17 6%	101 10%	32 10%	68 7%	15 5%	125 13%	52 17%	74 7%	7 2%	56 6%	21 7%

This is the English version of the results of the *2011 World Youths Survey*, which were published by the French think tank *Fondation pour l'Innovation politique*. Our publications are available in French and English at [www.fondapol.org](http://www.fondapol.org).

Fieldwork dates: June-July 2010
















Q7\_1. What characterises your ideal society? Please indicate your choice on the scale between the two opposing statements.

A. Country life

B. City life

[ONE ANSWER ONLY]

	TOTAL		 DE		 EE		 EL		 ES		 FI		 FR		 HU		 IT		 PL		 RO		 SE		 UK		 CA	
	16-29	30-50	16-29	30-50	16-29	30-50	16-29	30-50	16-29	30-50	16-29	30-50	16-29	30-50	16-29	30-50	16-29	30-50	16-29	30-50	16-29	30-50	16-29	30-50	16-29	30-50	16-29	30-50
Total	25103	7611	1001	302	1002	310	1001	301	1004	306	1001	303	1004	301	1014	301	1005	305	1005	306	1008	301	1000	303	1005	300	1015	304
Only A	3024	994	127	43	57	18	247	62	72	26	104	36	113	57	203	56	69	22	84	23	153	47	83	29	126	63	110	44
	12%	13%	13%	14%	6%	6%	25%	21%	7%	8%	10%	12%	11%	19%	20%	19%	7%	7%	8%	8%	15%	16%	8%	10%	13%	21%	11%	14%
Rather A	8635	3140	388	139	407	137	473	167	327	121	427	136	472	162	378	130	386	146	362	101	239	87	383	152	404	159	359	125
	34%	41%	39%	46%	41%	44%	47%	55%	33%	40%	43%	45%	47%	54%	37%	43%	38%	48%	36%	33%	24%	29%	38%	50%	40%	53%	35%	41%
Rather B	10739	2951	412	101	482	144	235	60	522	150	400	118	366	78	345	97	445	120	495	169	376	117	436	105	413	72	434	117
	43%	39%	41%	33%	48%	46%	23%	20%	52%	49%	40%	39%	36%	26%	34%	32%	44%	39%	49%	55%	37%	39%	44%	35%	41%	24%	43%	38%
Only B	2607	498	69	18	54	10	40	10	78	8	67	13	47	4	87	16	99	14	62	12	232	49	97	16	57	6	110	18
	10%	7%	7%	6%	5%	3%	4%	3%	8%	3%	7%	4%	5%	1%	9%	5%	10%	5%	6%	4%	23%	16%	10%	5%	6%	2%	11%	6%
Don't know	98	28	5	1	2	1	6	2	5	1	3	-	6	-	1	2	6	3	2	1	8	1	1	1	5	-	2	-
	*	*	*	*	*	*	1%	1%	*	*	*	-	1%	-	*	1%	1%	1%	*	*	1%	*	*	*	*	-	*	-
Total 'A'	11659	4134	515	182	464	155	720	229	399	147	531	172	585	219	581	186	455	168	446	124	392	134	466	181	530	222	469	169
	46%	54%	51%	60%	46%	50%	72%	76%	40%	48%	53%	57%	58%	73%	57%	62%	45%	55%	44%	41%	39%	45%	47%	60%	53%	74%	46%	56%
Total 'B'	13346	3449	481	119	536	154	275	70	600	158	467	131	413	82	432	113	544	134	557	181	608	166	533	121	470	78	544	135
	53%	45%	48%	39%	53%	50%	27%	23%	60%	52%	47%	43%	41%	27%	43%	38%	54%	44%	55%	59%	60%	55%	53%	40%	47%	26%	54%	44%

This is the English version of the results of the *2011 World Youths Survey*, which were published by the French think tank *Fondation pour l'Innovation politique*. Our publications are available in French and English at [www.fondapol.org](http://www.fondapol.org).













Fieldwork dates: June-July 2010

Q7\_1. What characterises your ideal society? Please indicate your choice on the scale between the two opposing statements.

A. Country life

B. City life

[ONE ANSWER ONLY]

	TOTAL		 US		 MX		 BR		 AU		 JP		 CN		 IN		 RU		 TR		 IL		 MA		 ZA	
	16-29	30-50	16-29	30-50	16-29	30-50	16-29	30-50	16-29	30-50	16-29	30-50	16-29	30-50	16-29	30-50	16-29	30-50	16-29	30-50	16-29	30-50	16-29	30-50	16-29	30-50
Total	25103	7611	1001	324	1000	313	1008	316	1002	300	1000	304	1001	300	1015	302	1003	305	999	302	1000	300	1003	302	1006	300
Only A	3024	994	133	46	94	20	72	19	115	49	78	16	73	25	318	81	49	15	75	28	162	50	149	52	158	67
	12%	13%	13%	14%	9%	6%	7%	6%	11%	16%	8%	5%	7%	8%	31%	27%	5%	5%	8%	9%	16%	17%	15%	17%	16%	22%
Rather A	8635	3140	353	132	257	95	247	95	371	143	405	139	495	154	181	81	257	114	140	60	327	131	255	92	342	142
	34%	41%	35%	41%	26%	30%	25%	30%	37%	48%	41%	46%	49%	51%	18%	27%	26%	37%	14%	20%	33%	44%	25%	30%	34%	47%
Rather B	10739	2951	436	127	511	165	562	171	426	99	419	122	414	119	257	79	600	163	561	160	393	95	403	124	396	79
	43%	39%	44%	39%	51%	53%	56%	54%	43%	33%	42%	40%	41%	40%	25%	26%	60%	53%	56%	53%	39%	32%	40%	41%	39%	26%
Only B	2607	498	78	19	137	31	124	31	88	8	95	24	16	1	254	60	95	13	219	53	106	20	187	32	109	12
	10%	7%	8%	6%	14%	10%	12%	10%	9%	3%	10%	8%	2%	*	25%	20%	9%	4%	22%	18%	11%	7%	19%	11%	11%	4%
Don't know	98	28	1	-	1	2	3	-	2	1	3	3	3	1	5	1	2	-	4	1	12	4	9	2	1	-
	*	*	*	-	*	1%	*	-	*	*	*	1%	*	*	*	*	*	-	*	*	1%	1%	1%	1%	*	-
Total 'A'	11659	4134	486	178	351	115	319	114	486	192	483	155	568	179	499	162	306	129	215	88	489	181	404	144	500	209
	46%	54%	49%	55%	35%	37%	32%	36%	49%	64%	48%	51%	57%	60%	49%	54%	31%	42%	22%	29%	49%	60%	40%	48%	50%	70%
Total 'B'	13346	3449	514	146	648	196	686	202	514	107	514	146	430	120	511	139	695	176	780	213	499	115	590	156	505	91
	53%	45%	51%	45%	65%	63%	68%	64%	51%	36%	51%	48%	43%	40%	50%	46%	69%	58%	78%	71%	50%	38%	59%	52%	50%	30%

This is the English version of the results of the *2011 World Youths Survey*, which were published by the French think tank *Fondation pour l'Innovation politique*. Our publications are available in French and English at [www.fondapol.org](http://www.fondapol.org).














Fieldwork dates: June-July 2010

Q7\_2. What characterises your ideal society? Please indicate your choice on the scale between the two opposing statements.

A. Law and order

B. Individual liberty

[ONE ANSWER ONLY]

	TOTAL		 DE		 EE		 EL		 ES		 FI		 FR		 HU		 IT		 PL		 RO		 SE		 UK		 CA	
	16-29	30-50	16-29	30-50	16-29	30-50	16-29	30-50	16-29	30-50	16-29	30-50	16-29	30-50	16-29	30-50	16-29	30-50	16-29	30-50	16-29	30-50	16-29	30-50	16-29	30-50	16-29	30-50
Total	25103	7611	1001	302	1002	310	1001	301	1004	306	1001	303	1004	301	1014	301	1005	305	1005	306	1008	301	1000	303	1005	300	1015	304
Only A	4410	1645	142	56	142	50	185	56	123	38	91	39	67	39	210	66	120	30	214	59	245	90	104	53	179	80	152	58
	18%	22%	14%	19%	14%	16%	18%	19%	12%	12%	9%	13%	7%	13%	21%	22%	12%	10%	21%	19%	24%	30%	10%	17%	18%	27%	15%	19%
Rather A	10052	3308	403	124	420	167	261	85	441	151	445	150	371	110	405	120	468	149	432	143	280	113	433	158	486	145	395	125
	40%	43%	40%	41%	42%	54%	26%	28%	44%	49%	44%	50%	37%	37%	40%	40%	47%	49%	43%	47%	28%	38%	43%	52%	48%	48%	39%	41%
Rather B	8336	2163	381	104	356	77	357	111	366	103	399	102	501	134	327	91	351	110	281	75	322	67	387	83	292	63	400	112
	33%	28%	38%	34%	36%	25%	36%	37%	36%	34%	40%	34%	50%	45%	32%	30%	35%	36%	28%	25%	32%	22%	39%	27%	29%	21%	39%	37%
Only B	1980	388	67	14	69	11	171	44	63	11	62	9	56	14	59	17	54	14	63	20	143	28	66	6	42	11	54	6
	8%	5%	7%	5%	7%	4%	17%	15%	6%	4%	6%	3%	6%	5%	6%	6%	5%	5%	6%	7%	14%	9%	7%	2%	4%	4%	5%	2%
Don't know	325	107	8	4	15	5	27	5	11	3	4	3	9	4	13	7	12	2	15	9	18	3	10	3	6	1	14	3
	1%	1%	1%	1%	1%	2%	3%	2%	1%	1%	*	1%	1%	1%	1%	2%	1%	1%	1%	3%	2%	1%	1%	1%	1%	*	1%	1%
Total 'A'	14462	4953	545	180	562	217	446	141	564	189	536	189	438	149	615	186	588	179	646	202	525	203	537	211	665	225	547	183
	58%	65%	54%	60%	56%	70%	45%	47%	56%	62%	54%	62%	44%	50%	61%	62%	59%	59%	64%	66%	52%	67%	54%	70%	66%	75%	54%	60%
Total 'B'	10316	2551	448	118	425	88	528	155	429	114	461	111	557	148	386	108	405	124	344	95	465	95	453	89	334	74	454	118
	41%	34%	45%	39%	42%	28%	53%	51%	43%	37%	46%	37%	55%	49%	38%	36%	40%	41%	34%	31%	46%	32%	45%	29%	33%	25%	45%	39%

This is the English version of the results of the *2011 World Youths Survey*, which were published by the French think tank *Fondation pour l'Innovation politique*. Our publications are available in French and English at [www.fondapol.org](http://www.fondapol.org).













Fieldwork dates: June-July 2010

Q7\_2. What characterises your ideal society? Please indicate your choice on the scale between the two opposing statements.

A. Law and order

B. Individual liberty

[ONE ANSWER ONLY]

	TOTAL		 US		 MX		 BR		 AU		 JP		 CN		 IN		 RU		 TR		 IL		 MA		 ZA	
	16-29	30-50	16-29	30-50	16-29	30-50	16-29	30-50	16-29	30-50	16-29	30-50	16-29	30-50	16-29	30-50	16-29	30-50	16-29	30-50	16-29	30-50	16-29	30-50	16-29	30-50
Total	25103	7611	1001	324	1000	313	1008	316	1002	300	1000	304	1001	300	1015	302	1003	305	999	302	1000	300	1003	302	1006	300
Only A	4410	1645	152	62	209	66	164	53	164	74	51	8	108	43	359	127	210	66	219	81	179	67	370	163	251	121
	18%	22%	15%	19%	21%	21%	16%	17%	16%	25%	5%	3%	11%	14%	35%	42%	21%	22%	22%	27%	18%	22%	37%	54%	25%	40%
Rather A	10052	3308	376	120	332	116	447	142	482	155	409	153	664	221	216	74	468	149	360	110	380	120	279	82	399	126
	40%	43%	38%	37%	33%	37%	44%	45%	48%	52%	41%	50%	66%	74%	21%	25%	47%	49%	36%	36%	38%	40%	28%	27%	40%	42%
Rather B	8336	2163	397	128	339	96	317	94	308	58	454	130	212	34	204	64	269	81	322	78	343	90	186	32	265	46
	33%	28%	40%	40%	34%	31%	31%	30%	31%	19%	45%	43%	21%	11%	20%	21%	27%	27%	32%	26%	34%	30%	19%	11%	26%	15%
Only B	1980	388	68	12	108	28	64	19	39	8	81	11	11	1	220	35	46	8	87	23	73	14	137	18	77	6
	8%	5%	7%	4%	11%	9%	6%	6%	4%	3%	8%	4%	1%	*	22%	12%	5%	3%	9%	8%	7%	5%	14%	6%	8%	2%
Don't know	325	107	8	2	12	7	16	8	9	5	5	2	6	1	16	2	10	1	11	10	25	9	31	7	14	1
	1%	1%	1%	1%	1%	2%	2%	3%	1%	2%	1%	1%	1%	*	2%	1%	1%	*	1%	3%	3%	3%	3%	2%	1%	*
Total 'A'	14462	4953	528	182	541	182	611	195	646	229	460	161	772	264	575	201	678	215	579	191	559	187	649	245	650	247
	58%	65%	53%	56%	54%	58%	61%	62%	64%	76%	46%	53%	77%	88%	57%	67%	68%	70%	58%	63%	56%	62%	65%	81%	65%	82%
Total 'B'	10316	2551	465	140	447	124	381	113	347	66	535	141	223	35	424	99	315	89	409	101	416	104	323	50	342	52
	41%	34%	46%	43%	45%	40%	38%	36%	35%	22%	54%	46%	22%	12%	42%	33%	31%	29%	41%	33%	42%	35%	32%	17%	34%	17%

This is the English version of the results of the *2011 World Youths Survey*, which were published by the French think tank *Fondation pour l'Innovation politique*. Our publications are available in French and English at [www.fondapol.org](http://www.fondapol.org).














Fieldwork dates: June-July 2010

Q7\_3. What characterises your ideal society? Please indicate your choice on the scale between the two opposing statements.

A. Paying the least taxes possible

B. Having the strongest welfare system possible

[ONE ANSWER ONLY]

	TOTAL		 DE		 EE		 EL		 ES		 FI		 FR		 HU		 IT		 PL		 RO		 SE		 UK		 CA	
	16-29	30-50	16-29	30-50	16-29	30-50	16-29	30-50	16-29	30-50	16-29	30-50	16-29	30-50	16-29	30-50	16-29	30-50	16-29	30-50	16-29	30-50	16-29	30-50	16-29	30-50	16-29	30-50
Total	25103	7611	1001	302	1002	310	1001	301	1004	306	1001	303	1004	301	1014	301	1005	305	1005	306	1008	301	1000	303	1005	300	1015	304
Only A	3522	992	139	32	116	16	120	18	90	27	96	22	100	26	154	49	181	53	160	47	201	48	94	26	161	50	235	67
	14%	13%	14%	11%	12%	5%	12%	6%	9%	9%	10%	7%	10%	9%	15%	16%	18%	17%	16%	15%	20%	16%	9%	9%	16%	17%	23%	22%
Rather A	5548	1526	253	72	209	40	110	26	191	41	208	62	278	74	210	66	335	96	241	86	180	42	188	45	336	77	394	113
	22%	20%	25%	24%	21%	13%	11%	9%	19%	13%	21%	20%	28%	25%	21%	22%	33%	31%	24%	28%	18%	14%	19%	15%	33%	26%	39%	37%
Rather B	11760	3720	487	153	533	182	430	116	564	188	594	177	549	170	498	149	411	129	464	131	380	136	496	158	410	144	332	102
	47%	49%	49%	51%	53%	59%	43%	39%	56%	61%	59%	58%	55%	56%	49%	50%	41%	42%	46%	43%	38%	45%	50%	52%	41%	48%	33%	34%
Only B	4069	1305	118	43	139	69	334	139	153	48	100	37	74	27	141	34	70	24	135	40	239	75	217	70	86	28	49	20
	16%	17%	12%	14%	14%	22%	33%	46%	15%	16%	10%	12%	7%	9%	14%	11%	7%	8%	13%	13%	24%	25%	22%	23%	9%	9%	5%	7%
Don't know	204	68	4	2	5	3	7	2	6	2	3	5	3	4	11	3	8	3	5	2	8	-	5	4	12	1	5	2
	1%	1%	*	1%	*	1%	1%	1%	1%	1%	*	2%	*	1%	1%	1%	1%	1%	*	1%	1%	-	1%	1%	1%	*	*	1%
Total 'A'	9070	2518	392	104	325	56	230	44	281	68	304	84	378	100	364	115	516	149	401	133	381	90	282	71	497	127	629	180
	36%	33%	39%	34%	32%	18%	23%	15%	28%	22%	30%	28%	38%	33%	36%	38%	51%	49%	40%	43%	38%	30%	28%	23%	49%	42%	62%	59%
Total 'B'	15829	5025	605	196	672	251	764	255	717	236	694	214	623	197	639	183	481	153	599	171	619	211	713	228	496	172	381	122
	63%	66%	60%	65%	67%	81%	76%	85%	71%	77%	69%	71%	62%	65%	63%	61%	48%	50%	60%	56%	61%	70%	71%	75%	49%	57%	38%	40%

This is the English version of the results of the *2011 World Youths Survey*, which were published by the French think tank *Fondation pour l'Innovation politique*. Our publications are available in French and English at [www.fondapol.org](http://www.fondapol.org).













Fieldwork dates: June-July 2010

Q7\_3. What characterises your ideal society? Please indicate your choice on the scale between the two opposing statements.

A. Paying the least taxes possible

B. Having the strongest welfare system possible

[ONE ANSWER ONLY]

	TOTAL		 US		 MX		 BR		 AU		 JP		 CN		 IN		 RU		 TR		 IL		 MA		 ZA	
	16-29	30-50	16-29	30-50	16-29	30-50	16-29	30-50	16-29	30-50	16-29	30-50	16-29	30-50	16-29	30-50	16-29	30-50	16-29	30-50	16-29	30-50	16-29	30-50	16-29	30-50
Total	25103	7611	1001	324	1000	313	1008	316	1002	300	1000	304	1001	300	1015	302	1003	305	999	302	1000	300	1003	302	1006	300
Only A	3522	992	391	139	123	35	107	44	148	53	100	18	30	11	159	53	69	10	93	25	190	54	143	24	122	45
	14%	13%	39%	43%	12%	11%	11%	14%	15%	18%	10%	6%	3%	4%	16%	18%	7%	3%	9%	8%	19%	18%	14%	8%	12%	15%
Rather A	5548	1526	334	107	119	30	226	68	373	104	247	72	104	24	121	33	105	33	117	39	304	89	146	15	219	72
	22%	20%	33%	33%	12%	10%	22%	22%	37%	35%	25%	24%	10%	8%	12%	11%	10%	11%	12%	13%	30%	30%	15%	5%	22%	24%
Rather B	11760	3720	235	62	497	162	518	174	397	117	529	185	787	231	316	106	584	196	531	162	379	127	343	119	496	144
	47%	49%	23%	19%	50%	52%	51%	55%	40%	39%	53%	61%	79%	77%	31%	35%	58%	64%	53%	54%	38%	42%	34%	39%	49%	48%
Only B	4069	1305	33	14	254	84	148	30	76	22	116	25	77	31	411	106	239	64	250	73	105	23	346	141	159	38
	16%	17%	3%	4%	25%	27%	15%	9%	8%	7%	12%	8%	8%	10%	40%	35%	24%	21%	25%	24%	11%	8%	34%	47%	16%	13%
Don't know	204	68	8	2	7	2	9	-	8	4	8	4	3	3	8	4	6	2	8	3	22	7	25	3	10	1
	1%	1%	1%	1%	1%	1%	1%	-	1%	1%	1%	1%	*	1%	1%	1%	1%	1%	1%	1%	2%	2%	2%	1%	1%	*
Total 'A'	9070	2518	725	246	242	65	333	112	521	157	347	90	134	35	280	86	174	43	210	64	494	143	289	39	341	117
	36%	33%	72%	76%	24%	21%	33%	35%	52%	52%	35%	30%	13%	12%	28%	28%	17%	14%	21%	21%	49%	48%	29%	13%	34%	39%
Total 'B'	15829	5025	268	76	751	246	666	204	473	139	645	210	864	262	727	212	823	260	781	235	484	150	689	260	655	182
	63%	66%	27%	23%	75%	79%	66%	65%	47%	46%	65%	69%	86%	87%	72%	70%	82%	85%	78%	78%	50%	69%	86%	65%	61%	

This is the English version of the results of the 2011 World Youths Survey, which were published by the French think tank Fondation pour l'Innovation politique. Our publications are available in French and English at [www.fondapol.org](http://www.fondapol.org).

Fieldwork dates: June-July 2010
















Q7\_4. What characterises your ideal society? Please indicate your choice on the scale between the two opposing statements.

A. Science and rationality

B. Spiritual values

[ONE ANSWER ONLY]

	TOTAL		 DE		 EE		 EL		 ES		 FI		 FR		 HU		 IT		 PL		 RO		 SE		 UK		 CA	
	16-29	30-50	16-29	30-50	16-29	30-50	16-29	30-50	16-29	30-50	16-29	30-50	16-29	30-50	16-29	30-50	16-29	30-50	16-29	30-50	16-29	30-50	16-29	30-50	16-29	30-50	16-29	30-50
Total	25103	7611	1001	302	1002	310	1001	301	1004	306	1001	303	1004	301	1014	301	1005	305	1005	306	1008	301	1000	303	1005	300	1015	304
Only A	5609	1335	303	81	128	17	151	32	316	53	153	23	239	49	288	86	213	55	356	97	323	68	386	99	291	84	246	61
	22%	18%	30%	27%	13%	5%	15%	11%	31%	17%	15%	8%	24%	16%	28%	29%	21%	18%	35%	32%	32%	23%	39%	33%	29%	28%	24%	20%
Rather A	9819	3086	457	140	416	109	314	102	482	172	347	114	506	153	443	141	475	150	428	153	353	134	388	153	452	136	440	127
	39%	41%	46%	46%	42%	35%	31%	34%	48%	56%	35%	38%	50%	51%	44%	47%	47%	49%	43%	50%	35%	45%	50%	45%	45%	43%	42%	
Rather B	7421	2513	205	66	391	161	355	112	167	70	425	144	220	87	226	55	268	86	191	46	229	67	182	44	212	74	260	87
	30%	33%	20%	22%	39%	52%	35%	37%	17%	23%	42%	48%	22%	29%	22%	18%	27%	28%	19%	15%	23%	22%	18%	15%	21%	25%	26%	29%
Only B	2038	616	32	10	55	21	166	53	33	5	67	20	31	11	47	12	42	13	24	10	96	28	33	7	40	5	61	28
	8%	8%	3%	3%	5%	7%	17%	18%	3%	2%	7%	7%	3%	4%	5%	4%	4%	4%	2%	3%	10%	9%	3%	2%	4%	2%	6%	9%
Don't know	216	61	4	5	12	2	15	2	6	6	9	2	8	1	10	7	7	1	6	-	7	4	11	-	10	1	8	1
	1%	1%	*	2%	1%	1%	1%	1%	1%	2%	1%	1%	1%	*	1%	2%	1%	*	1%	-	1%	1%	1%	-	1%	*	1%	*
Total 'A'	15428	4421	760	221	544	126	465	134	798	225	500	137	745	202	731	227	688	205	784	250	676	202	774	252	743	220	686	188
	61%	58%	76%	73%	54%	41%	46%	45%	79%	74%	50%	45%	74%	67%	72%	75%	68%	67%	78%	82%	67%	67%	77%	83%	74%	73%	68%	62%
Total 'B'	9459	3129	237	76	446	182	521	165	200	75	492	164	251	98	273	67	310	99	215	56	325	95	215	51	252	79	321	115
	38%	41%	24%	25%	45%	59%	52%	55%	20%	25%	49%	54%	25%	33%	27%	22%	31%	32%	21%	18%	32%	32%	22%	17%	25%	26%	32%	38%

This is the English version of the results of the *2011 World Youths Survey*, which were published by the French think tank *Fondation pour l'Innovation politique*. Our publications are available in French and English at [www.fondapol.org](http://www.fondapol.org).













Fieldwork dates: June-July 2010

Q7\_4. What characterises your ideal society? Please indicate your choice on the scale between the two opposing statements.

A. Science and rationality

B. Spiritual values

[ONE ANSWER ONLY]

	TOTAL		 US		 MX		 BR		 AU		 JP		 CN		 IN		 RU		 TR		 IL		 MA		 ZA		
	16-29	30-50	16-29	30-50	16-29	30-50	16-29	30-50	16-29	30-50	16-29	30-50	16-29	30-50	16-29	30-50	16-29	30-50	16-29	30-50	16-29	30-50	16-29	30-50	16-29	30-50	16-29
Total	25103	7611	1001	324	1000	313	1008	316	1002	300	1000	304	1001	300	1015	302	1003	305	999	302	1000	300	1003	302	1006	300	
Only A	5609	1335	180	52	232	40	198	35	211	65	65	17	60	16	356	92	151	11	160	45	252	61	238	67	113	29	
	22%	18%	18%	16%	23%	13%	20%	11%	21%	22%	7%	6%	6%	5%	35%	30%	15%	4%	16%	15%	25%	20%	24%	22%	11%	10%	
Rather A	9819	3086	347	96	356	103	403	110	447	130	360	122	479	186	277	91	403	99	363	113	381	119	269	64	233	69	
	39%	41%	35%	30%	36%	33%	40%	35%	45%	43%	36%	40%	48%	62%	27%	30%	40%	32%	36%	37%	38%	40%	27%	21%	23%	23%	
Rather B	7421	2513	340	132	299	133	351	142	279	87	503	153	427	95	195	77	391	173	362	106	264	84	242	99	437	133	
	30%	33%	34%	41%	30%	42%	35%	45%	28%	29%	50%	50%	43%	32%	19%	25%	39%	57%	36%	35%	26%	28%	24%	33%	43%	44%	
Only B	2038	616	129	44	110	35	50	28	59	14	64	11	26	2	177	40	54	21	102	35	86	26	238	71	216	66	
	8%	8%	13%	14%	11%	11%	5%	9%	6%	5%	6%	4%	3%	1%	17%	13%	5%	7%	10%	12%	9%	9%	24%	24%	21%	22%	
Don't know	216	61	5	-	3	2	6	1	6	4	8	1	9	1	10	2	4	1	12	3	17	10	16	1	7	3	
	1%	1%	*	-	*	1%	1%	*	1%	1%	1%	*	1%	*	1%	1%	*	*	1%	1%	2%	3%	2%	*	1%	1%	
Total 'A'	15428	4421	527	148	588	143	601	145	658	195	425	139	539	202	633	183	554	110	523	158	633	180	507	131	346	98	
	61%	58%	53%	46%	59%	46%	60%	46%	66%	65%	43%	46%	54%	67%	62%	61%	55%	36%	52%	52%	63%	60%	51%	43%	34%	33%	
Total 'B'	9459	3129	469	176	409	168	401	170	338	101	567	164	453	97	372	117	445	194	464	141	350	110	480	170	653	199	
	38%	41%	47%	54%	41%	54%	40%	54%	34%	34%	57%	54%	45%	32%	37%	39%	44%	64%	46%	47%	35%	37%	48%	56%	65%	66%	

This is the English version of the results of the *2011 World Youths Survey*, which were published by the French think tank *Fondation pour l'Innovation politique*. Our publications are available in French and English at [www.fondapol.org](http://www.fondapol.org).














Fieldwork dates: June-July 2010

Q7\_5. What characterises your ideal society? Please indicate your choice on the scale between the two opposing statements.

A. Tradition and stability

B. Change

[ONE ANSWER ONLY]

	TOTAL		 DE		 EE		 EL		 ES		 FI		 FR		 HU		 IT		 PL		 RO		 SE		 UK		 CA	
	16-29	30-50	16-29	30-50	16-29	30-50	16-29	30-50	16-29	30-50	16-29	30-50	16-29	30-50	16-29	30-50	16-29	30-50	16-29	30-50	16-29	30-50	16-29	30-50	16-29	30-50	16-29	30-50
Total	25103	7611	1001	302	1002	310	1001	301	1004	306	1001	303	1004	301	1014	301	1005	305	1005	306	1008	301	1000	303	1005	300	1015	304
Only A	3160	1079	73	38	119	40	141	39	77	30	93	23	92	33	144	39	75	26	185	58	219	74	77	37	108	52	93	50
	13%	14%	7%	13%	12%	13%	14%	13%	8%	10%	9%	8%	9%	11%	14%	13%	7%	9%	18%	19%	22%	25%	8%	12%	11%	17%	9%	16%
Rather A	8749	3164	352	104	413	170	259	76	385	143	476	174	411	138	303	111	396	127	362	155	288	115	335	126	461	150	388	137
	35%	42%	35%	34%	41%	55%	26%	25%	38%	47%	48%	57%	41%	46%	30%	37%	39%	42%	36%	51%	29%	38%	34%	42%	46%	50%	38%	45%
Rather B	10348	2750	484	131	420	86	414	144	469	123	373	93	440	118	460	133	465	136	382	78	324	70	483	132	371	84	467	107
	41%	36%	48%	43%	42%	28%	41%	48%	47%	40%	37%	31%	44%	39%	45%	44%	46%	45%	38%	25%	32%	23%	48%	44%	37%	28%	46%	35%
Only B	2617	540	86	23	43	9	175	37	69	7	51	12	53	9	96	17	63	13	65	14	170	36	95	7	55	13	60	10
	10%	7%	9%	8%	4%	3%	17%	12%	7%	2%	5%	4%	5%	3%	9%	6%	6%	4%	6%	5%	17%	12%	10%	2%	5%	4%	6%	3%
Don't know	229	78	6	6	7	5	12	5	4	3	8	1	8	3	11	1	6	3	11	1	7	6	10	1	10	1	7	-
	1%	1%	1%	2%	1%	2%	1%	2%	*	1%	1%	*	1%	1%	1%	*	1%	1%	1%	*	1%	2%	1%	*	1%	*	1%	-
Total 'A'	11909	4243	425	142	532	210	400	115	462	173	569	197	503	171	447	150	471	153	547	213	507	189	412	163	569	202	481	187
	47%	56%	42%	47%	53%	68%	40%	38%	46%	57%	57%	65%	50%	57%	44%	50%	47%	50%	54%	70%	50%	63%	41%	54%	57%	67%	47%	62%
Total 'B'	12965	3290	570	154	463	95	589	181	538	130	424	105	493	127	556	150	528	149	447	92	494	106	578	139	426	97	527	117
	52%	43%	57%	51%	46%	31%	59%	60%	54%	42%	42%	35%	49%	42%	55%	50%	53%	49%	44%	30%	49%	35%	58%	46%	42%	32%	52%	38%

This is the English version of the results of the *2011 World Youths Survey*, which were published by the French think tank *Fondation pour l'Innovation politique*. Our publications are available in French and English at [www.fondapol.org](http://www.fondapol.org).













Fieldwork dates: June-July 2010

Q7\_5. What characterises your ideal society? Please indicate your choice on the scale between the two opposing statements.

A. Tradition and stability

B. Change

[ONE ANSWER ONLY]














	TOTAL		 US		 MX		 BR		 AU		 JP		 CN		 IN		 RU		 TR		 IL		 MA		 ZA	
	16-29	30-50	16-29	30-50	16-29	30-50	16-29	30-50	16-29	30-50	16-29	30-50	16-29	30-50	16-29	30-50	16-29	30-50	16-29	30-50	16-29	30-50	16-29	30-50	16-29	30-50
Total	25103	7611	1001	324	1000	313	1008	316	1002	300	1000	304	1001	300	1015	302	1003	305	999	302	1000	300	1003	302	1006	300
Only A	3160	1079	157	69	97	25	102	32	90	50	79	20	70	19	306	80	118	33	132	42	174	48	195	70	144	52
	13%	14%	16%	21%	10%	8%	10%	10%	9%	17%	8%	7%	7%	6%	30%	26%	12%	11%	13%	14%	17%	16%	19%	23%	14%	17%
Rather A	8749	3164	431	159	202	70	316	104	418	148	472	172	420	172	165	71	410	150	239	91	328	109	222	71	297	121
	35%	42%	43%	49%	20%	22%	31%	33%	42%	49%	47%	57%	42%	57%	16%	24%	41%	49%	24%	30%	33%	36%	22%	24%	30%	40%
Rather B	10348	2750	346	77	485	152	478	147	427	92	369	102	464	105	291	88	396	113	451	126	345	103	307	107	437	103
	41%	36%	35%	24%	49%	49%	47%	47%	43%	31%	37%	34%	46%	35%	29%	29%	39%	37%	45%	42%	35%	34%	31%	35%	43%	34%
Only B	2617	540	61	18	208	56	101	32	57	7	70	7	44	3	246	60	76	6	158	42	131	30	262	50	122	22
	10%	7%	6%	6%	21%	18%	10%	10%	6%	2%	7%	2%	4%	1%	24%	20%	8%	2%	16%	14%	13%	10%	26%	17%	12%	7%
Don't know	229	78	6	1	8	10	11	1	10	3	10	3	3	1	7	3	3	3	19	1	22	10	17	4	6	2
	1%	1%	1%	*	1%	3%	1%	*	1%	1%	1%	1%	*	*	1%	1%	*	1%	2%	*	2%	3%	2%	1%	1%	1%
Total 'A'	11909	4243	588	228	299	95	418	136	508	198	551	192	490	191	471	151	528	183	371	133	502	157	417	141	441	173
	47%	56%	59%	70%	30%	30%	41%	43%	51%	66%	55%	63%	49%	64%	46%	50%	53%	60%	37%	44%	50%	52%	42%	47%	44%	58%
Total 'B'	12965	3290	407	95	693	208	579	179	484	99	439	109	508	108	537	148	472	119	609	168	476	133	569	157	559	125
	52%	43%	41%	29%	69%	66%	57%	57%	48%	33%	44%	36%	51%	36%	53%	49%	47%	39%	61%	56%	44%	57%	52%	56%	42%	

This is the English version of the results of the *2011 World Youths Survey*, which were published by the French think tank *Fondation pour l'Innovation politique*. Our publications are available in French and English at [www.fondapol.org](http://www.fondapol.org).

Fieldwork dates: June-July 2010

Q7\_6. What characterises your ideal society? Please indicate your choice on the scale between the two opposing statements.

- A. A society where wealth is evenly distributed  
B. A society where individual performance is rewarded  
[ONE ANSWER ONLY]

	TOTAL		 DE		 EE		 EL		 ES		 FI		 FR		 HU		 IT		 PL		 RO		 SE		 UK		 CA	
	16-29	30-50	16-29	30-50	16-29	30-50	16-29	30-50	16-29	30-50	16-29	30-50	16-29	30-50	16-29	30-50	16-29	30-50	16-29	30-50	16-29	30-50	16-29	30-50	16-29	30-50	16-29	30-50
Total	25103	7611	1001	302	1002	310	1001	301	1004	306	1001	303	1004	301	1014	301	1005	305	1005	306	1008	301	1000	303	1005	300	1015	304
Only A	4133	1215	164	65	129	18	226	68	183	44	167	58	233	89	149	34	180	49	170	38	191	35	174	72	125	47	148	50
	16%	16%	16%	22%	13%	6%	23%	23%	18%	14%	17%	19%	23%	30%	15%	11%	18%	16%	17%	12%	19%	12%	17%	24%	12%	16%	15%	16%
Rather A	7949	2600	326	118	322	71	291	108	359	128	502	159	437	155	246	76	425	155	313	93	177	40	401	129	321	125	384	133
	32%	34%	33%	39%	32%	23%	29%	36%	36%	42%	50%	52%	44%	51%	24%	25%	42%	51%	31%	30%	18%	13%	40%	43%	32%	42%	38%	44%
Rather B	9429	2854	380	97	412	168	316	96	401	113	275	76	263	53	448	145	325	81	384	140	406	135	338	89	451	102	387	98
	38%	37%	38%	32%	41%	54%	32%	32%	40%	37%	27%	25%	26%	18%	44%	48%	32%	27%	38%	46%	40%	45%	34%	29%	45%	34%	38%	32%
Only B	3346	867	124	17	135	50	152	26	56	16	44	9	64	3	161	39	63	16	129	31	215	89	79	10	97	22	93	21
	13%	11%	12%	6%	13%	16%	15%	9%	6%	5%	4%	3%	6%	1%	16%	13%	6%	5%	13%	10%	21%	30%	8%	3%	10%	7%	9%	7%
Don't know	246	75	7	5	4	3	16	3	5	5	13	1	7	1	10	7	12	4	9	4	19	2	8	3	11	4	3	2
	1%	1%	1%	2%	*	1%	2%	1%	*	2%	1%	*	1%	*	1%	2%	1%	1%	1%	1%	2%	1%	1%	1%	1%	1%	*	1%
Total 'A'	12082	3815	490	183	451	89	517	176	542	172	669	217	670	244	395	110	605	204	483	131	368	75	575	201	446	172	532	183
	48%	50%	49%	61%	45%	29%	52%	58%	54%	56%	67%	72%	67%	81%	39%	37%	60%	67%	48%	43%	37%	25%	58%	66%	44%	57%	52%	60%
Total 'B'	12775	3721	504	114	547	218	468	122	457	129	319	85	327	56	609	184	388	97	513	171	621	224	417	99	548	124	480	119
	51%	49%	50%	38%	55%	70%	47%	41%	46%	42%	32%	28%	33%	19%	60%	61%	39%	32%	51%	56%	62%	74%	42%	33%	55%	41%	47%	39%













This is the English version of the results of the *2011 World Youths Survey*, which were published by the French think tank *Fondation pour l'Innovation politique*. Our publications are available in French and English at [www.fondapol.org](http://www.fondapol.org).

Fieldwork dates: June-July 2010

Q7\_6. What characterises your ideal society? Please indicate your choice on the scale between the two opposing statements.

- A. A society where wealth is evenly distributed
- B. A society where individual performance is rewarded

[ONE ANSWER ONLY]

	TOTAL		 US		 MX		 BR		 AU		 JP		 CN		 IN		 RU		 TR		 IL		 MA		 ZA	
	16-29	30-50	16-29	30-50	16-29	30-50	16-29	30-50	16-29	30-50	16-29	30-50	16-29	30-50	16-29	30-50	16-29	30-50	16-29	30-50	16-29	30-50	16-29	30-50	16-29	30-50
Total	25103	7611	1001	324	1000	313	1008	316	1002	300	1000	304	1001	300	1015	302	1003	305	999	302	1000	300	1003	302	1006	300
Only A	4133	1215	106	43	212	40	189	54	103	44	73	24	90	27	252	60	34	8	253	82	191	58	272	82	119	26
	16%	16%	11%	13%	21%	13%	19%	17%	10%	15%	7%	8%	9%	9%	25%	20%	3%	3%	25%	27%	19%	19%	27%	27%	12%	9%
Rather A	7949	2600	239	90	240	79	431	143	323	113	376	109	433	160	171	60	134	21	376	127	281	98	219	57	222	53
	32%	34%	24%	28%	24%	25%	43%	45%	32%	38%	38%	36%	43%	53%	17%	20%	13%	7%	38%	42%	28%	33%	22%	19%	22%	18%
Rather B	9429	2854	428	125	389	140	305	97	455	119	447	161	435	108	273	97	542	203	282	63	357	106	284	92	446	150
	38%	37%	43%	39%	39%	45%	30%	31%	45%	40%	45%	53%	43%	36%	27%	32%	54%	67%	28%	21%	36%	35%	28%	30%	44%	50%
Only B	3346	867	218	64	155	52	74	19	115	22	93	8	39	4	311	82	291	72	80	27	144	32	207	67	207	69
	13%	11%	22%	20%	16%	17%	7%	6%	11%	7%	9%	3%	4%	1%	31%	27%	29%	24%	8%	9%	14%	11%	21%	22%	21%	23%
Don't know	246	75	10	2	4	2	9	3	6	2	11	2	4	1	8	3	2	1	8	3	27	6	21	4	12	2
	1%	1%	1%	1%	*	1%	1%	1%	1%	1%	1%	1%	*	*	1%	1%	*	*	1%	1%	3%	2%	2%	1%	1%	1%
Total 'A'	12082	3815	345	133	452	119	620	197	426	157	449	133	523	187	423	120	168	29	629	209	472	156	491	139	341	79
	48%	50%	34%	41%	45%	38%	62%	62%	43%	52%	45%	44%	52%	62%	42%	40%	17%	10%	63%	69%	47%	52%	49%	46%	34%	26%
Total 'B'	12775	3721	646	189	544	192	379	116	570	141	540	169	474	112	584	179	833	275	362	90	501	138	491	159	653	219
	51%	49%	65%	58%	54%	61%	38%	37%	57%	47%	54%	56%	47%	37%	58%	59%	83%	90%	36%	30%	50%	46%	49%	53%	65%	73%

This is the English version of the results of the *2011 World Youths Survey*, which were published by the French think tank *Fondation pour l'Innovation politique*. Our publications are available in French and English at [www.fondapol.org](http://www.fondapol.org).














Fieldwork dates: June-July 2010



Q7\_7. What characterises your ideal society? Please indicate your choice on the scale between the two opposing statements.

- A. Women and men are equal and have the same rights  
B. Women and men are not equal and have different rights

[ONE ANSWER ONLY]

	TOTAL		 DE		 EE		 EL		 ES		 FI		 FR		 HU		 IT		 PL		 RO		 SE		 UK		 CA	
	16-29	30-50	16-29	30-50	16-29	30-50	16-29	30-50	16-29	30-50	16-29	30-50	16-29	30-50	16-29	30-50	16-29	30-50	16-29	30-50	16-29	30-50	16-29	30-50	16-29	30-50	16-29	30-50
Total	25103	7611	1001	302	1002	310	1001	301	1004	306	1001	303	1004	301	1014	301	1005	305	1005	306	1008	301	1000	303	1005	300	1015	304
Only A	15026	4493	707	218	560	168	627	185	717	219	667	197	695	204	575	181	553	183	609	201	681	195	734	251	664	210	703	210
	60%	59%	71%	72%	56%	54%	63%	61%	71%	72%	67%	65%	69%	68%	57%	60%	55%	60%	61%	66%	68%	65%	73%	83%	66%	70%	69%	69%
Rather A	6370	2102	202	60	300	114	193	70	212	66	247	87	245	73	273	79	321	88	264	82	206	72	166	40	246	66	242	77
	25%	28%	20%	20%	30%	37%	19%	23%	21%	22%	25%	29%	24%	24%	27%	26%	32%	29%	26%	27%	20%	24%	17%	13%	24%	22%	24%	25%
Rather B	2420	669	62	15	106	21	115	34	61	9	61	17	36	20	106	28	97	25	84	15	79	26	60	9	73	18	49	12
	10%	9%	6%	5%	11%	7%	11%	11%	6%	3%	6%	6%	4%	7%	10%	9%	10%	8%	8%	5%	8%	9%	6%	3%	7%	6%	5%	4%
Only B	1055	280	26	3	30	4	56	12	11	10	20	1	14	1	43	9	25	6	35	6	29	7	30	2	13	5	15	3
	4%	4%	3%	1%	3%	1%	6%	4%	1%	3%	2%	*	1%	*	4%	3%	2%	2%	3%	2%	3%	2%	3%	1%	1%	2%	1%	1%
Don't know	232	67	4	6	6	3	10	-	3	2	6	1	14	3	17	4	9	3	13	2	13	1	10	1	9	1	6	2
	1%	1%	*	2%	1%	1%	1%	-	*	1%	1%	*	1%	1%	2%	1%	1%	1%	1%	1%	1%	*	1%	*	1%	*	1%	1%
Total 'A'	21396	6595	909	278	860	282	820	255	929	285	914	284	940	277	848	260	874	271	873	283	887	267	900	291	910	276	945	287
	85%	87%	91%	92%	86%	91%	82%	85%	93%	93%	91%	94%	94%	92%	84%	86%	87%	89%	87%	92%	88%	89%	90%	96%	91%	92%	93%	94%
Total 'B'	3475	949	88	18	136	25	171	46	72	19	81	18	50	21	149	37	122	31	119	21	108	33	90	11	86	23	64	15
	14%	12%	9%	6%	14%	8%	17%	15%	7%	6%	8%	6%	5%	7%	15%	12%	12%	10%	12%	7%	11%	11%	9%	4%	9%	8%	6%	5%













This is the English version of the results of the *2011 World Youths Survey*, which were published by the French think tank *Fondation pour l'Innovation politique*. Our publications are available in French and English at [www.fondapol.org](http://www.fondapol.org).

Fieldwork dates: June-July 2010

Q7\_7. What characterises your ideal society? Please indicate your choice on the scale between the two opposing statements.

- A. Women and men are equal and have the same rights  
B. Women and men are not equal and have different rights

[ONE ANSWER ONLY]

	TOTAL		 US		 MX		 BR		 AU		 JP		 CN		 IN		 RU		 TR		 IL		 MA		 ZA	
	16-29	30-50	16-29	30-50	16-29	30-50	16-29	30-50	16-29	30-50	16-29	30-50	16-29	30-50	16-29	30-50	16-29	30-50	16-29	30-50	16-29	30-50	16-29	30-50	16-29	30-50
Total	25103	7611	1001	324	1000	313	1008	316	1002	300	1000	304	1001	300	1015	302	1003	305	999	302	1000	300	1003	302	1006	300
Only A	15026 60%	4493 59%	707 71%	229 71%	622 62%	186 59%	589 58%	175 55%	645 64%	181 60%	255 26%	59 19%	444 44%	140 47%	754 74%	212 70%	507 51%	137 45%	568 57%	158 52%	477 48%	130 43%	281 28%	72 24%	685 68%	192 64%
Rather A	6370 25%	2102 28%	232 23%	68 21%	270 27%	89 28%	263 26%	91 29%	270 27%	93 31%	446 45%	155 51%	410 41%	128 43%	140 14%	58 19%	334 33%	128 42%	219 22%	91 30%	256 26%	91 30%	200 20%	60 20%	213 21%	76 25%
Rather B	2420 10%	669 9%	44 4%	15 5%	70 7%	22 7%	106 11%	33 10%	61 6%	22 7%	239 24%	76 25%	129 13%	26 9%	54 5%	17 6%	112 11%	28 9%	138 14%	30 10%	153 15%	47 16%	261 26%	80 26%	64 6%	24 8%
Only B	1055 4%	280 4%	12 1%	8 2%	28 3%	13 4%	44 4%	14 4%	22 2%	2 1%	56 6%	12 4%	14 1%	5 2%	58 6%	13 4%	43 4%	11 4%	64 6%	21 7%	91 9%	20 7%	238 24%	84 28%	38 4%	8 3%
Don't know	232 1%	67 1%	6 1%	4 1%	10 1%	3 1%	6 1%	3 1%	4 *	2 1%	4 *	2 1%	4 *	1 *	9 1%	2 1%	7 1%	1 *	10 1%	2 1%	23 2%	12 4%	23 2%	6 2%	6 1%	-
Total 'A'	21396 85%	6595 87%	939 94%	297 92%	892 89%	275 88%	852 85%	266 84%	915 91%	274 91%	701 70%	214 70%	854 85%	268 89%	894 88%	270 89%	841 84%	265 87%	787 79%	249 82%	733 73%	221 74%	481 48%	132 44%	898 89%	268 89%
Total 'B'	3475 14%	949 12%	56 6%	23 7%	98 10%	35 11%	150 15%	47 15%	83 8%	24 8%	295 30%	88 29%	143 14%	31 10%	112 11%	30 10%	155 15%	39 13%	202 20%	51 17%	244 24%	67 22%	499 50%	164 54%	102 10%	32 11%

This is the English version of the results of the *2011 World Youths Survey*, which were published by the French think tank *Fondation pour l'Innovation politique*. Our publications are available in French and English at [www.fondapol.org](http://www.fondapol.org).














Fieldwork dates: June-July 2010

Q7\_8. What characterises your ideal society? Please indicate your choice on the scale between the two opposing statements.

A. A society where immigrants can retain their traditions and cultures

B. A society where immigrants must integrate in the society of the country where they live

[ONE ANSWER ONLY]

	TOTAL		 DE		 EE		 EL		 ES		 FI		 FR		 HU		 IT		 PL		 RO		 SE		 UK		 CA	
	16-29	30-50	16-29	30-50	16-29	30-50	16-29	30-50	16-29	30-50	16-29	30-50	16-29	30-50	16-29	30-50	16-29	30-50	16-29	30-50	16-29	30-50	16-29	30-50	16-29	30-50	16-29	30-50
Total	25103	7611	1001	302	1002	310	1001	301	1004	306	1001	303	1004	301	1014	301	1005	305	1005	306	1008	301	1000	303	1005	300	1015	304
Only A	4818	1118	65	14	131	52	231	46	72	15	88	6	68	7	204	64	77	27	321	87	262	58	101	20	71	14	169	28
	19%	15%	6%	5%	13%	17%	23%	15%	7%	5%	9%	2%	7%	2%	20%	21%	8%	9%	32%	28%	26%	19%	10%	7%	7%	5%	17%	9%
Rather A	8606	2495	260	55	325	138	368	122	247	53	293	63	259	42	381	116	290	68	390	126	318	97	330	66	262	48	305	84
	34%	33%	26%	18%	32%	45%	37%	41%	25%	17%	29%	21%	26%	14%	38%	39%	29%	22%	39%	41%	32%	32%	33%	22%	26%	16%	30%	28%
Rather B	7176	2496	383	110	365	85	235	89	407	130	380	144	358	146	267	76	366	122	203	71	263	96	347	128	361	130	301	102
	29%	33%	38%	36%	36%	27%	23%	30%	41%	42%	38%	48%	36%	49%	26%	25%	36%	40%	20%	23%	26%	32%	35%	42%	36%	43%	30%	34%
Only B	4244	1440	287	118	176	34	156	43	271	107	234	88	314	104	155	40	263	86	80	21	149	47	213	86	300	104	236	90
	17%	19%	29%	39%	18%	11%	16%	14%	27%	35%	23%	29%	31%	35%	15%	13%	26%	28%	8%	7%	15%	16%	21%	28%	30%	35%	23%	30%
Don't know	259	62	6	5	5	1	11	1	7	1	6	2	5	2	7	5	9	2	11	1	16	3	9	3	11	4	4	-
	1%	1%	1%	2%	*	*	1%	*	1%	*	1%	1%	*	1%	1%	2%	1%	1%	1%	*	2%	1%	1%	1%	1%	1%	*	-
Total 'A'	13424	3613	325	69	456	190	599	168	319	68	381	69	327	49	585	180	367	95	711	213	580	155	431	86	333	62	474	112
	53%	47%	32%	23%	46%	61%	60%	56%	32%	22%	38%	23%	33%	16%	58%	60%	37%	31%	71%	70%	58%	51%	43%	28%	33%	21%	47%	37%
Total 'B'	11420	3936	670	228	541	119	391	132	678	237	614	232	672	250	422	116	629	208	283	92	412	143	560	214	661	234	537	192
	45%	52%	67%	75%	54%	38%	39%	44%	68%	77%	61%	77%	67%	83%	42%	39%	63%	68%	28%	30%	41%	48%	56%	71%	66%	78%	53%	63%













This is the English version of the results of the *2011 World Youths Survey*, which were published by the French think tank *Fondation pour l'Innovation politique*. Our publications are available in French and English at [www.fondapol.org](http://www.fondapol.org).

Fieldwork dates: June-July 2010

Q7\_8. What characterises your ideal society? Please indicate your choice on the scale between the two opposing statements.

- A. A society where immigrants can retain their traditions and cultures  
B. A society where immigrants must integrate in the society

[ONE ANSWER ONLY]

	TOTAL		 US		 MX		 BR		 AU		 JP		 CN		 IN		 RU		 TR		 IL		 MA		 ZA	
	16-29	30-50	16-29	30-50	16-29	30-50	16-29	30-50	16-29	30-50	16-29	30-50	16-29	30-50	16-29	30-50	16-29	30-50	16-29	30-50	16-29	30-50	16-29	30-50	16-29	30-50
Total	25103	7611	1001	324	1000	313	1008	316	1002	300	1000	304	1001	300	1015	302	1003	305	999	302	1000	300	1003	302	1006	300
Only A	4818 19%	1118 15%	202 20%	49 15%	354 35%	66 21%	300 30%	66 21%	121 12%	21 7%	120 12%	23 8%	197 20%	50 17%	406 40%	102 34%	109 11%	19 6%	273 27%	70 23%	252 25%	54 18%	346 34%	108 36%	278 28%	52 17%
Rather A	8606 34%	2495 33%	364 36%	108 33%	399 40%	130 42%	458 45%	151 48%	293 29%	58 19%	484 48%	158 52%	649 65%	180 60%	286 28%	90 30%	333 33%	115 38%	320 32%	91 30%	323 32%	115 38%	287 29%	103 34%	382 38%	118 39%
Rather B	7176 29%	2496 33%	287 29%	107 33%	171 17%	82 26%	190 19%	74 23%	349 35%	120 40%	297 30%	99 33%	136 14%	59 20%	157 15%	62 21%	351 35%	119 39%	281 28%	106 35%	282 28%	92 31%	204 20%	61 20%	235 23%	86 29%
Only B	4244 17%	1440 19%	139 14%	60 19%	71 7%	31 10%	47 5%	22 7%	232 23%	100 33%	87 9%	23 8%	11 1%	10 3%	152 15%	44 15%	208 21%	50 16%	108 11%	34 11%	116 12%	29 10%	141 14%	26 9%	98 10%	43 14%
Don't know	259 1%	62 1%	9 1%	-	5 1%	4 1%	13 1%	3 1%	7 1%	1 *	12 1%	1 *	8 1%	1 *	14 1%	4 1%	2 *	2 1%	17 2%	1 *	27 3%	10 3%	25 2%	4 1%	13 1%	1 *
Total 'A'	13424 53%	3613 47%	566 57%	157 48%	753 75%	196 63%	758 75%	217 69%	414 41%	79 26%	604 60%	181 60%	846 85%	230 77%	692 68%	192 64%	442 44%	134 44%	593 59%	161 53%	575 58%	169 56%	633 63%	211 70%	660 66%	170 57%
Total 'B'	11420 45%	3936 52%	426 43%	167 52%	242 24%	113 36%	237 24%	96 30%	581 58%	220 73%	384 38%	122 40%	147 15%	69 23%	309 30%	106 35%	559 56%	169 55%	389 39%	140 46%	398 40%	121 40%	345 34%	87 29%	333 33%	129 43%

This is the English version of the results of the *2011 World Youths Survey*, which were published by the French think tank *Fondation pour l'Innovation politique*. Our publications are available in French and English at [www.fondapol.org](http://www.fondapol.org).

Fieldwork dates: June-July 2010



Q7\_9. What characterises your ideal society? Please indicate your choice on the scale between the two opposing statements.

A. Globalisation is an opportunity

B. Globalisation is a threat

[ONE ANSWER ONLY]

	TOTAL																											
	16-29	30-50	16-29	30-50	16-29	30-50	16-29	30-50	16-29	30-50	16-29	30-50	16-29	30-50	16-29	30-50	16-29	30-50	16-29	30-50	16-29	30-50	16-29	30-50	16-29	30-50	16-29	30-50
Total	25103	7611	1001	302	1002	310	1001	301	1004	306	1001	303	1004	301	1014	301	1005	305	1005	306	1008	301	1000	303	1005	300	1015	304
Only A	5127	1333	154	28	150	19	134	23	133	22	129	41	78	7	182	49	144	34	169	55	269	67	219	57	139	42	181	53
	20%	18%	15%	9%	15%	6%	13%	8%	13%	7%	13%	14%	8%	2%	18%	16%	14%	11%	17%	18%	27%	22%	22%	19%	14%	14%	18%	17%
Rather A	12169	3640	502	139	550	186	356	90	560	171	608	177	446	115	471	126	541	161	520	139	405	116	539	181	513	132	529	155
	48%	48%	50%	46%	55%	60%	36%	30%	56%	56%	61%	58%	44%	38%	46%	42%	54%	53%	52%	45%	40%	39%	54%	60%	51%	44%	52%	51%
Rather B	5399	1854	259	95	244	96	292	116	243	85	203	69	357	132	267	86	252	79	226	84	194	77	172	49	265	102	229	70
	22%	24%	26%	31%	24%	31%	29%	39%	24%	28%	20%	23%	36%	44%	26%	29%	25%	26%	22%	27%	19%	26%	17%	16%	26%	34%	23%	23%
Only B	2134	714	77	34	52	8	205	71	62	23	49	13	117	45	77	36	59	29	75	28	122	37	59	13	78	23	64	22
	9%	9%	8%	11%	5%	3%	20%	24%	6%	8%	5%	4%	12%	15%	8%	12%	6%	10%	7%	9%	12%	12%	6%	4%	8%	8%	6%	7%
Don't know	274	70	9	6	6	1	14	1	6	5	12	3	6	2	17	4	9	2	15	-	18	4	11	3	10	1	12	4
	1%	1%	1%	2%	1%	*	1%	*	1%	2%	1%	1%	1%	1%	2%	1%	1%	1%	1%	-	2%	1%	1%	1%	1%	*	1%	1%
Total 'A'	17296	4973	656	167	700	205	490	113	693	193	737	218	524	122	653	175	685	195	689	194	674	183	758	238	652	174	710	208
	69%	65%	66%	55%	70%	66%	49%	38%	69%	63%	74%	72%	52%	41%	64%	58%	68%	64%	69%	63%	67%	61%	76%	79%	65%	58%	70%	68%
Total 'B'	7533	2568	336	129	296	104	497	187	305	108	252	82	474	177	344	122	311	108	301	112	316	114	231	62	343	125	293	92
	30%	34%	34%	43%	30%	34%	50%	62%	30%	35%	25%	27%	47%	59%	34%	41%	31%	35%	30%	37%	31%	38%	23%	20%	34%	42%	29%	30%

This is the English version of the results of the *2011 World Youths Survey*, which were published by the French think tank *Fondation pour l'Innovation politique*. Our publications are available in French and English at [www.fondapol.org](http://www.fondapol.org).













Fieldwork dates: June-July 2010

Q7\_9. What characterises your ideal society? Please indicate your choice on the scale between the two opposing statements.

A. Globalisation is an opportunity

B. Globalisation is a threat

[ONE ANSWER ONLY]

	TOTAL		 US		 MX		 BR		 AU		 JP		 CN		 IN		 RU		 TR		 IL		 MA		 ZA		
	16-29	30-50	16-29	30-50	16-29	30-50	16-29	30-50	16-29	30-50	16-29	30-50	16-29	30-50	16-29	30-50	16-29	30-50	16-29	30-50	16-29	30-50	16-29	30-50	16-29	30-50	16-29
Total	25103	7611	1001	324	1000	313	1008	316	1002	300	1000	304	1001	300	1015	302	1003	305	999	302	1000	300	1003	302	1006	300	
Only A	5127	1333	205	59	317	85	337	106	170	45	159	23	191	82	618	184	125	17	185	60	219	55	223	42	297	78	
	20%	18%	20%	18%	32%	27%	33%	34%	17%	15%	16%	8%	19%	27%	61%	61%	12%	6%	19%	20%	22%	18%	22%	14%	30%	26%	
Rather A	12169	3640	508	170	416	163	483	162	565	145	588	198	717	185	269	89	591	183	305	93	445	132	266	88	476	144	
	48%	48%	51%	52%	42%	52%	48%	51%	56%	48%	59%	65%	72%	62%	27%	29%	59%	60%	31%	31%	45%	44%	27%	29%	47%	48%	
Rather B	5399	1854	197	63	165	41	141	38	203	77	209	72	77	30	59	10	230	87	295	89	212	71	263	91	145	45	
	22%	24%	20%	19%	17%	13%	14%	12%	20%	26%	21%	24%	8%	10%	6%	3%	23%	29%	30%	29%	21%	24%	26%	30%	14%	15%	
Only B	2134	714	85	29	97	20	38	10	62	30	37	10	14	2	60	18	53	17	190	56	97	31	234	78	71	31	
	9%	9%	8%	9%	10%	6%	4%	3%	6%	10%	4%	3%	1%	1%	6%	6%	5%	6%	19%	19%	10%	10%	23%	26%	7%	10%	
Don't know	274	70	6	3	5	4	9	-	2	3	7	1	2	1	9	1	4	1	24	4	27	11	17	3	17	2	
	1%	1%	1%	1%	1%	1%	1%	-	*	1%	1%	*	*	*	1%	*	*	*	2%	1%	3%	4%	2%	1%	2%	1%	
Total 'A'	17296	4973	713	229	733	248	820	268	735	190	747	221	908	267	887	273	716	200	490	153	664	187	489	130	773	222	
	69%	65%	71%	71%	73%	79%	81%	85%	73%	63%	75%	73%	91%	89%	87%	90%	71%	66%	49%	51%	66%	62%	49%	43%	77%	74%	
Total 'B'	7533	2568	282	92	262	61	179	48	265	107	246	82	91	32	119	28	283	104	485	145	309	102	497	169	216	76	
	30%	34%	28%	28%	26%	19%	18%	15%	26%	36%	25%	27%	9%	11%	12%	9%	28%	34%	49%	48%	31%	34%	50%	56%	21%	25%	

This is the English version of the results of the *2011 World Youths Survey*, which were published by the French think tank *Fondation pour l'Innovation politique*. Our publications are available in French and English at [www.fondapol.org](http://www.fondapol.org).

Fieldwork dates: June-July 2010





Q8. To what extent do you trust the following institutions, groups and people?

People in general

[ONE ANSWER ONLY]

	TOTAL																											
	16-29	30-50	16-29	30-50	16-29	30-50	16-29	30-50	16-29	30-50	16-29	30-50	16-29	30-50	16-29	30-50	16-29	30-50	16-29	30-50	16-29	30-50	16-29	30-50	16-29	30-50	16-29	30-50
Total	25103	7611	1001	302	1002	310	1001	301	1004	306	1001	303	1004	301	1014	301	1005	305	1005	306	1008	301	1000	303	1005	300	1015	304
Totally trust	2891 12%	575 8%	50 5%	12 4%	43 4%	12 4%	145 14%	16 5%	64 6%	7 2%	120 12%	12 4%	30 3%	2 1%	208 21%	36 12%	66 7%	9 3%	58 6%	14 5%	167 17%	40 13%	109 11%	19 6%	47 5%	6 2%	55 5%	12 4%
Tend to trust	11783 47%	4248 56%	563 56%	187 62%	600 60%	209 67%	404 40%	152 50%	425 42%	172 56%	565 56%	196 65%	403 40%	146 49%	385 38%	142 47%	416 41%	153 50%	608 60%	191 62%	435 43%	167 55%	599 60%	232 77%	506 50%	173 58%	568 56%	184 61%
Tend not to trust	8141 32%	2255 30%	296 30%	78 26%	312 31%	76 25%	352 35%	114 38%	415 41%	116 38%	229 23%	81 27%	439 44%	121 40%	333 33%	89 30%	425 42%	126 41%	261 26%	82 27%	308 31%	75 25%	181 18%	37 12%	358 36%	99 33%	304 30%	95 31%
Totally distrust	1392 6%	352 5%	46 5%	16 5%	30 3%	6 2%	74 7%	17 6%	64 6%	8 3%	36 4%	10 3%	89 9%	27 9%	50 5%	24 8%	79 8%	12 4%	42 4%	8 3%	62 6%	12 4%	61 6%	10 3%	50 5%	12 4%	45 4%	7 2%
Do not know	896 4%	181 2%	46 5%	9 3%	17 2%	7 2%	26 3%	2 1%	36 4%	3 1%	51 5%	4 1%	43 4%	5 2%	38 4%	10 3%	19 2%	5 2%	36 4%	11 4%	36 4%	7 2%	50 5%	5 2%	44 4%	10 3%	43 4%	6 2%
Total 'Trust'	14674 58%	4823 63%	613 61%	199 66%	643 64%	221 71%	549 55%	168 56%	489 49%	179 58%	685 68%	208 69%	433 43%	148 49%	593 58%	178 59%	482 48%	162 53%	666 66%	205 67%	602 60%	207 69%	708 71%	251 83%	553 55%	179 60%	623 61%	196 64%
Total 'Distrust'	9533 38%	2607 34%	342 34%	94 31%	342 34%	82 26%	426 43%	131 44%	479 48%	124 41%	265 26%	91 30%	528 53%	148 49%	383 38%	113 38%	504 50%	138 45%	303 30%	90 29%	370 37%	87 29%	242 24%	47 16%	408 41%	111 37%	349 34%	102 34%

This is the English version of the results of the *2011 World Youths Survey*, which were published by the French think tank *Fondation pour l'Innovation politique*. Our publications are available in French and English at [www.fondapol.org](http://www.fondapol.org).

Fieldwork dates: June-July 2010



Q8. To what extent do you trust the following institutions, groups and people?

People in general

[ONE ANSWER ONLY]

	TOTAL		US		MX		BR		AU		JP		CN		IN		RU		TR		IL		MA		ZA	
	16-29	30-50	16-29	30-50	16-29	30-50	16-29	30-50	16-29	30-50	16-29	30-50	16-29	30-50	16-29	30-50	16-29	30-50	16-29	30-50	16-29	30-50	16-29	30-50	16-29	30-50
Total	25103	7611	1001	324	1000	313	1008	316	1002	300	1000	304	1001	300	1015	302	1003	305	999	302	1000	300	1003	302	1006	300
Totally trust	2891 12%	575 8%	59 6%	9 3%	77 8%	20 6%	161 16%	27 9%	44 4%	18 6%	23 2%	4 1%	52 5%	7 2%	282 28%	75 25%	50 5%	8 3%	178 18%	44 15%	418 42%	114 38%	304 30%	40 13%	81 8%	12 4%
Tend to trust	11783 47%	4248 56%	489 49%	178 55%	367 37%	149 48%	424 42%	172 54%	564 56%	199 66%	535 54%	167 55%	369 37%	127 42%	529 52%	185 61%	531 53%	209 69%	282 28%	113 37%	365 37%	125 42%	383 38%	144 48%	468 47%	176 59%
Tend not to trust	8141 32%	2255 30%	374 37%	124 38%	508 51%	135 43%	359 36%	98 31%	330 33%	69 23%	288 29%	102 34%	435 43%	114 38%	173 17%	39 13%	340 34%	72 24%	374 37%	90 30%	150 15%	40 13%	206 21%	85 28%	391 39%	98 33%
Totally distrust	1392 6%	352 5%	42 4%	8 2%	43 4%	8 3%	55 5%	17 5%	26 3%	9 3%	60 6%	9 3%	54 5%	24 8%	22 2%	2 1%	59 6%	8 3%	145 15%	48 16%	31 3%	13 4%	80 8%	27 9%	47 5%	10 3%
Do not know	896 4%	181 2%	37 4%	5 2%	5 1%	1 *	9 1%	2 1%	38 4%	5 2%	94 9%	22 7%	91 9%	28 9%	9 1%	1 *	23 2%	8 3%	20 2%	7 2%	36 4%	8 3%	30 3%	6 2%	19 2%	4 1%
Total 'Trust'	14674 58%	4823 63%	548 55%	187 58%	444 44%	169 54%	585 58%	199 63%	608 61%	217 72%	558 56%	171 56%	421 42%	134 45%	811 80%	260 86%	581 58%	217 71%	460 46%	157 52%	783 78%	239 80%	687 68%	184 61%	549 55%	188 63%
Total 'Distrust'	9533 38%	2607 34%	416 42%	132 41%	551 55%	143 46%	414 41%	115 36%	356 36%	78 26%	348 35%	111 37%	489 49%	138 46%	195 19%	41 14%	399 40%	80 26%	519 52%	138 46%	181 18%	53 18%	286 29%	112 37%	438 44%	108 36%

This is the English version of the results of the *2011 World Youths Survey*, which were published by the French think tank *Fondation pour l'Innovation politique*. Our publications are available in French and English at [www.fondapol.org](http://www.fondapol.org).

Fieldwork dates: June-July 2010





Q8. To what extent do you trust the following institutions, groups and people?

Your national government

[ONE ANSWER ONLY]

	TOTAL																											
	16-29	30-50	16-29	30-50	16-29	30-50	16-29	30-50	16-29	30-50	16-29	30-50	16-29	30-50	16-29	30-50	16-29	30-50	16-29	30-50	16-29	30-50	16-29	30-50	16-29	30-50	16-29	30-50
Total	25103	7611	1001	302	1002	310	1001	301	1004	306	1001	303	1004	301	1014	301	1005	305	1005	306	1008	301	1000	303	1005	300	1015	304
Totally trust	1911 8%	428 6%	21 2%	5 2%	33 3%	3 1%	64 6%	5 2%	26 3%	3 1%	74 7%	12 4%	13 1%	1 *	94 9%	20 7%	29 3%	6 2%	26 3%	7 2%	86 9%	22 7%	97 10%	18 6%	25 2%	2 1%	41 4%	9 3%
Tend to trust	6969 28%	2121 28%	282 28%	67 22%	306 31%	75 24%	150 15%	28 9%	173 17%	48 16%	323 32%	93 31%	157 16%	45 15%	250 25%	63 21%	168 17%	56 18%	211 21%	75 25%	138 14%	44 15%	415 42%	149 49%	263 26%	57 19%	328 32%	94 31%
Tend not to trust	8871 35%	2921 38%	425 42%	132 44%	407 41%	137 44%	212 21%	93 31%	383 38%	132 43%	374 37%	138 46%	400 40%	127 42%	345 34%	110 37%	338 34%	117 38%	430 43%	137 45%	282 28%	82 27%	244 24%	78 26%	480 48%	162 54%	395 39%	137 45%
Totally distrust	6315 25%	1905 25%	221 22%	85 28%	225 22%	85 27%	552 55%	172 57%	392 39%	120 39%	140 14%	51 17%	392 39%	120 40%	282 28%	91 30%	451 45%	121 40%	290 29%	76 25%	462 46%	147 49%	164 16%	48 16%	185 18%	61 20%	180 18%	53 17%
Do not know	1037 4%	236 3%	52 5%	13 4%	31 3%	10 3%	23 2%	3 1%	30 3%	3 1%	90 9%	9 3%	42 4%	8 3%	43 4%	17 6%	19 2%	5 2%	48 5%	11 4%	40 4%	6 2%	80 8%	10 3%	52 5%	18 6%	71 7%	11 4%
Total 'Trust'	8880 35%	2549 33%	303 30%	72 24%	339 34%	78 25%	214 21%	33 11%	199 20%	51 17%	397 40%	105 35%	170 17%	46 15%	344 34%	83 28%	197 20%	62 20%	237 24%	82 27%	224 22%	66 22%	512 51%	167 55%	288 29%	59 20%	369 36%	103 34%
Total 'Distrust'	15186 60%	4826 63%	646 65%	217 72%	632 63%	222 72%	764 76%	265 88%	775 77%	252 82%	514 51%	189 62%	792 79%	247 82%	627 62%	201 67%	789 79%	238 78%	720 72%	213 70%	744 74%	229 76%	408 41%	126 42%	665 66%	223 74%	575 57%	190 63%

This is the English version of the results of the *2011 World Youths Survey*, which were published by the French think tank *Fondation pour l'Innovation politique*. Our publications are available in French and English at [www.fondapol.org](http://www.fondapol.org).

Fieldwork dates: June-July 2010



Q8. To what extent do you trust the following institutions, groups and people?

Your national government

[ONE ANSWER ONLY]

	TOTAL		US		MX		BR		AU		JP		CN		IN		RU		TR		IL		MA		ZA	
	16-29	30-50	16-29	30-50	16-29	30-50	16-29	30-50	16-29	30-50	16-29	30-50	16-29	30-50	16-29	30-50	16-29	30-50	16-29	30-50	16-29	30-50	16-29	30-50	16-29	30-50
Total	25103	7611	1001	324	1000	313	1008	316	1002	300	1000	304	1001	300	1015	302	1003	305	999	302	1000	300	1003	302	1006	300
Totally trust	1911 8%	428 6%	37 4%	5 2%	31 3%	5 2%	98 10%	14 4%	33 3%	16 5%	18 2%	4 1%	137 14%	26 9%	237 23%	72 24%	20 2%	6 2%	174 17%	60 20%	278 28%	77 26%	178 18%	29 10%	41 4%	1 *
Tend to trust	6969 28%	2121 28%	265 26%	83 26%	112 11%	49 16%	254 25%	86 27%	360 36%	96 32%	240 24%	91 30%	574 57%	186 62%	486 48%	164 54%	314 31%	112 37%	276 28%	87 29%	322 32%	97 32%	420 42%	107 35%	182 18%	69 23%
Tend not to trust	8871 35%	2921 38%	457 46%	158 49%	486 49%	156 50%	400 40%	144 46%	439 44%	131 44%	452 45%	139 46%	196 20%	54 18%	190 19%	48 16%	427 43%	122 40%	245 25%	79 26%	249 25%	87 29%	212 21%	95 31%	403 40%	126 42%
Totally distrust	6315 25%	1905 25%	192 19%	70 22%	366 37%	99 32%	251 25%	72 23%	108 11%	39 13%	214 21%	54 18%	55 5%	19 6%	86 8%	16 5%	212 21%	54 18%	285 29%	69 23%	112 11%	32 11%	136 14%	53 18%	362 36%	98 33%
Do not know	1037 4%	236 3%	50 5%	8 2%	5 1%	4 1%	5 *	- -	62 6%	18 6%	76 8%	16 5%	39 4%	15 5%	16 2%	2 1%	30 3%	11 4%	19 2%	7 2%	39 4%	7 2%	57 6%	18 6%	18 2%	6 2%
Total 'Trust'	8880 35%	2549 33%	302 30%	88 27%	143 14%	54 17%	352 35%	100 32%	393 39%	112 37%	258 26%	95 31%	711 71%	212 71%	723 71%	236 78%	334 33%	118 39%	450 45%	147 49%	600 60%	174 58%	598 60%	136 45%	223 22%	70 23%
Total 'Distrust'	15186 60%	4826 63%	649 65%	228 70%	852 85%	255 81%	651 65%	216 68%	547 55%	170 57%	666 67%	193 63%	251 25%	73 24%	276 27%	64 21%	639 64%	176 58%	530 53%	148 49%	361 36%	119 40%	348 35%	148 49%	765 76%	224 75%

This is the English version of the results of the *2011 World Youths Survey*, which were published by the French think tank *Fondation pour l'Innovation politique*. Our publications are available in French and English at [www.fondapol.org](http://www.fondapol.org).

Fieldwork dates: June-July 2010



Q8. To what extent do you trust the following institutions, groups and people?

Your national parliament

[ONE ANSWER ONLY]

	TOTAL																											
	16-29	30-50	16-29	30-50	16-29	30-50	16-29	30-50	16-29	30-50	16-29	30-50	16-29	30-50	16-29	30-50	16-29	30-50	16-29	30-50	16-29	30-50	16-29	30-50	16-29	30-50	16-29	30-50
Total	25103	7611	1001	302	1002	310	1001	301	1004	306	1001	303	1004	301	1014	301	1005	305	1005	306	1008	301	1000	303	1005	300	1015	304
Totally trust	1834	374	27	7	25	-	59	3	23	2	68	10	14	-	97	19	29	5	17	6	85	20	83	16	31	2	37	10
	7%	5%	3%	2%	2%	-	6%	1%	2%	1%	7%	3%	1%	-	10%	6%	3%	2%	2%	2%	8%	7%	8%	5%	3%	1%	4%	3%
Tend to trust	6194	1918	288	67	280	63	124	16	152	52	294	91	157	55	195	65	137	55	182	68	123	34	412	156	251	56	307	93
	25%	25%	29%	22%	28%	20%	12%	5%	15%	17%	29%	30%	16%	18%	19%	22%	14%	18%	22%	12%	11%	41%	51%	25%	19%	30%	31%	
Tend not to trust	9382	2988	432	134	418	145	236	91	428	134	402	135	428	127	378	103	372	118	449	137	292	90	271	81	475	156	419	134
	37%	39%	43%	44%	42%	47%	24%	30%	43%	44%	40%	45%	43%	42%	37%	34%	37%	39%	45%	45%	29%	30%	27%	27%	47%	52%	41%	44%
Totally distrust	6329	2017	193	82	241	89	552	188	354	116	150	58	341	105	299	97	444	122	298	82	465	150	143	39	194	68	169	53
	25%	27%	19%	27%	24%	29%	55%	62%	35%	38%	15%	19%	34%	35%	29%	32%	44%	40%	30%	27%	46%	50%	14%	13%	19%	23%	17%	17%
Do not know	1364	314	61	12	38	13	30	3	47	2	87	9	64	14	45	17	23	5	59	13	43	7	91	11	54	18	83	14
	5%	4%	6%	4%	4%	4%	3%	1%	5%	1%	9%	3%	6%	5%	4%	6%	2%	2%	6%	4%	4%	2%	9%	4%	5%	6%	8%	5%
Total 'Trust'	8028	2292	315	74	305	63	183	19	175	54	362	101	171	55	292	84	166	60	199	74	208	54	495	172	282	58	344	103
	32%	30%	31%	25%	30%	20%	18%	6%	17%	18%	36%	33%	17%	18%	29%	28%	17%	20%	20%	24%	21%	18%	50%	57%	28%	19%	34%	34%
Total 'Distrust'	15711	5005	625	216	659	234	788	279	782	250	552	193	769	232	677	200	816	240	747	219	757	240	414	120	669	224	588	187
	63%	66%	62%	72%	66%	75%	79%	93%	78%	82%	55%	64%	77%	77%	67%	66%	81%	79%	74%	72%	75%	80%	41%	40%	67%	75%	58%	62%

This is the English version of the results of the *2011 World Youths Survey*, which were published by the French think tank *Fondation pour l'Innovation politique*. Our publications are available in French and English at [www.fondapol.org](http://www.fondapol.org).

Fieldwork dates: June-July 2010



Q8. To what extent do you trust the following institutions, groups and people?

Your national parliament

[ONE ANSWER ONLY]

	TOTAL		US		MX		BR		AU		JP		CN		IN		RU		TR		IL		MA		ZA	
	16-29	30-50	16-29	30-50	16-29	30-50	16-29	30-50	16-29	30-50	16-29	30-50	16-29	30-50	16-29	30-50	16-29	30-50	16-29	30-50	16-29	30-50	16-29	30-50	16-29	30-50
Total	25103	7611	1001	324	1000	313	1008	316	1002	300	1000	304	1001	300	1015	302	1003	305	999	302	1000	300	1003	302	1006	300
Totally trust	1834	374	35	7	35	3	104	8	36	17	8	3	122	16	230	66	18	5	167	46	290	80	150	21	44	2
	7%	5%	3%	2%	4%	1%	10%	3%	4%	6%	1%	1%	12%	5%	23%	22%	2%	2%	17%	15%	29%	27%	15%	7%	4%	1%
Tend to trust	6194	1918	209	67	120	36	166	56	329	90	195	74	554	168	444	163	269	99	241	85	250	73	341	74	174	62
	25%	25%	21%	21%	12%	12%	16%	18%	33%	30%	20%	24%	55%	56%	44%	54%	27%	32%	24%	28%	25%	24%	34%	25%	17%	21%
Tend not to trust	9382	2988	400	138	471	163	416	145	462	126	477	141	207	65	241	54	454	128	296	92	288	104	265	115	405	132
	37%	39%	40%	43%	47%	52%	41%	46%	46%	42%	48%	46%	21%	22%	24%	18%	45%	42%	30%	30%	29%	35%	26%	38%	40%	44%
Totally distrust	6329	2017	155	58	354	106	305	106	110	49	243	69	60	23	84	16	220	61	270	70	133	34	189	79	363	97
	25%	27%	15%	18%	35%	34%	30%	34%	11%	16%	24%	23%	6%	8%	8%	5%	22%	20%	27%	23%	13%	11%	19%	26%	36%	32%
Do not know	1364	314	202	54	20	5	17	1	65	18	77	17	58	28	16	3	42	12	25	9	39	9	58	13	20	7
	5%	4%	20%	17%	2%	2%	2%	*	6%	6%	8%	6%	6%	9%	2%	1%	4%	4%	3%	3%	4%	3%	6%	4%	2%	2%
Total 'Trust'	8028	2292	244	74	155	39	270	64	365	107	203	77	676	184	674	229	287	104	408	131	540	153	491	95	218	64
	32%	30%	24%	23%	16%	12%	27%	20%	36%	36%	20%	25%	68%	61%	66%	76%	29%	34%	41%	43%	54%	51%	49%	31%	22%	21%
Total 'Distrust'	15711	5005	555	196	825	269	721	251	572	175	720	210	267	88	325	70	674	189	566	162	421	138	454	194	768	229
	63%	66%	55%	60%	83%	86%	72%	79%	57%	58%	72%	69%	27%	29%	32%	23%	67%	62%	57%	54%	42%	46%	45%	64%	76%	76%

This is the English version of the results of the *2011 World Youths Survey*, which were published by the French think tank *Fondation pour l'Innovation politique*. Our publications are available in French and English at [www.fondapol.org](http://www.fondapol.org).

Fieldwork dates: June-July 2010





Q8. To what extent do you trust the following institutions, groups and people?

Your national media

[ONE ANSWER ONLY]

	TOTAL																											
	16-29	30-50	16-29	30-50	16-29	30-50	16-29	30-50	16-29	30-50	16-29	30-50	16-29	30-50	16-29	30-50	16-29	30-50	16-29	30-50	16-29	30-50	16-29	30-50	16-29	30-50	16-29	30-50
Total	25103	7611	1001	302	1002	310	1001	301	1004	306	1001	303	1004	301	1014	301	1005	305	1005	306	1008	301	1000	303	1005	300	1015	304
Totally trust	1743 7%	350 5%	29 3%	5 2%	30 3%	2 1%	57 6%	2 1%	30 3%	3 1%	107 11%	17 6%	15 1%	1 *	81 8%	15 5%	24 2%	5 2%	18 2%	10 3%	91 9%	25 8%	40 4%	3 1%	29 3%	2 1%	29 3%	7 2%
Tend to trust	7534 30%	2270 30%	333 33%	102 34%	438 44%	108 35%	138 14%	27 9%	278 28%	90 29%	501 50%	173 57%	220 22%	74 25%	196 19%	53 18%	175 17%	61 20%	305 30%	105 34%	261 26%	79 26%	276 28%	91 30%	181 18%	38 13%	376 37%	117 38%
Tend not to trust	9790 39%	3234 42%	416 42%	133 44%	396 40%	146 47%	281 28%	88 29%	464 46%	161 53%	267 27%	85 28%	467 47%	144 48%	383 38%	120 40%	432 43%	149 49%	418 42%	118 39%	391 39%	113 38%	405 41%	130 43%	528 53%	175 58%	404 40%	134 44%
Totally distrust	5066 20%	1515 20%	176 18%	49 16%	108 11%	44 14%	500 50%	181 60%	200 20%	49 16%	65 6%	19 6%	268 27%	73 24%	309 30%	96 32%	349 35%	84 28%	203 20%	54 18%	218 22%	75 25%	223 22%	68 22%	228 23%	71 24%	143 14%	36 12%
Do not know	970 4%	242 3%	47 5%	13 4%	30 3%	10 3%	25 2%	3 1%	32 3%	3 1%	61 6%	9 3%	34 3%	9 3%	45 4%	17 6%	25 2%	6 2%	61 6%	19 6%	47 5%	9 3%	56 6%	11 4%	39 4%	14 5%	63 6%	10 3%
Total 'Trust'	9277 37%	2620 34%	362 36%	107 35%	468 47%	110 35%	195 19%	29 10%	308 31%	93 30%	608 61%	190 63%	235 23%	75 25%	277 27%	68 23%	199 20%	66 22%	323 32%	115 38%	352 35%	104 35%	316 32%	94 31%	210 21%	40 13%	405 40%	124 41%
Total 'Distrust'	14856 59%	4749 62%	592 59%	182 60%	504 50%	190 61%	781 78%	269 89%	664 66%	210 69%	332 33%	104 34%	735 73%	217 72%	692 68%	216 72%	781 78%	233 76%	621 62%	172 56%	609 60%	188 62%	628 63%	198 65%	756 75%	246 82%	547 54%	170 56%

This is the English version of the results of the *2011 World Youths Survey*, which were published by the French think tank *Fondation pour l'Innovation politique*. Our publications are available in French and English at [www.fondapol.org](http://www.fondapol.org).

Fieldwork dates: June-July 2010





Q8. To what extent do you trust the following institutions, groups and people?

Your national media

[ONE ANSWER ONLY]

	TOTAL		US		MX		BR		AU		JP		CN		IN		RU		TR		IL		MA		ZA	
	16-29	30-50	16-29	30-50	16-29	30-50	16-29	30-50	16-29	30-50	16-29	30-50	16-29	30-50	16-29	30-50	16-29	30-50	16-29	30-50	16-29	30-50	16-29	30-50	16-29	30-50
Total	25103	7611	1001	324	1000	313	1008	316	1002	300	1000	304	1001	300	1015	302	1003	305	999	302	1000	300	1003	302	1006	300
Totally trust	1743 7%	350 5%	36 4%	8 2%	39 4%	7 2%	94 9%	12 4%	27 3%	13 4%	12 1%	3 1%	93 9%	12 4%	222 22%	55 18%	16 2%	2 1%	139 14%	36 12%	265 27%	70 23%	167 17%	26 9%	53 5%	9 3%
Tend to trust	7534 30%	2270 30%	249 25%	85 26%	284 28%	73 23%	300 30%	111 35%	288 29%	67 22%	249 25%	78 26%	452 45%	141 47%	506 50%	174 58%	294 29%	80 26%	218 22%	55 18%	314 31%	102 34%	363 36%	80 26%	339 34%	106 35%
Tend not to trust	9790 39%	3234 42%	438 44%	157 48%	502 50%	172 55%	438 43%	140 44%	473 47%	159 53%	435 44%	159 52%	319 32%	104 35%	213 21%	55 18%	454 45%	150 49%	318 32%	108 36%	256 26%	77 26%	261 26%	118 39%	431 43%	139 46%
Totally distrust	5066 20%	1515 20%	227 23%	64 20%	170 17%	60 19%	166 16%	52 16%	164 16%	48 16%	232 23%	45 15%	86 9%	26 9%	63 6%	16 5%	213 21%	66 22%	302 30%	95 31%	127 13%	42 14%	159 16%	62 21%	167 17%	40 13%
Do not know	970 4%	242 3%	51 5%	10 3%	5 1%	1 *	10 1%	1 *	50 5%	13 4%	72 7%	19 6%	51 5%	17 6%	11 1%	2 1%	26 3%	7 2%	22 2%	8 3%	38 4%	9 3%	53 5%	16 5%	16 2%	6 2%
Total 'Trust'	9277 37%	2620 34%	285 28%	93 29%	323 32%	80 26%	394 39%	123 39%	315 31%	80 27%	261 26%	81 27%	545 54%	153 51%	728 72%	229 76%	310 31%	82 27%	357 36%	91 30%	579 58%	172 57%	530 53%	106 35%	392 39%	115 38%
Total 'Distrust'	14856 59%	4749 62%	665 66%	221 68%	672 67%	232 74%	604 60%	192 61%	637 64%	207 69%	667 67%	204 67%	405 40%	130 43%	276 27%	71 24%	667 67%	216 71%	620 62%	203 67%	383 38%	119 40%	420 42%	180 60%	598 59%	179 60%

This is the English version of the results of the *2011 World Youths Survey*, which were published by the French think tank *Fondation pour l'Innovation politique*. Our publications are available in French and English at [www.fondapol.org](http://www.fondapol.org).

Fieldwork dates: June-July 2010



Q8. To what extent do you trust the following institutions, groups and people?

Your national army

[ONE ANSWER ONLY]

	TOTAL																											
	16-29	30-50	16-29	30-50	16-29	30-50	16-29	30-50	16-29	30-50	16-29	30-50	16-29	30-50	16-29	30-50	16-29	30-50	16-29	30-50	16-29	30-50	16-29	30-50	16-29	30-50	16-29	30-50
Total	25103	7611	1001	302	1002	310	1001	301	1004	306	1001	303	1004	301	1014	301	1005	305	1005	306	1008	301	1000	303	1005	300	1015	304
Totally trust	4328 17%	1300 17%	64 6%	13 4%	158 16%	18 6%	125 12%	31 10%	80 8%	22 7%	196 20%	61 20%	89 9%	25 8%	123 12%	28 9%	77 8%	28 9%	69 7%	28 9%	168 17%	53 18%	120 12%	20 7%	167 17%	65 22%	97 10%	33 11%
Tend to trust	10616 42%	3461 45%	371 37%	140 46%	470 47%	127 41%	358 36%	118 39%	385 38%	148 48%	472 47%	171 56%	497 50%	163 54%	384 38%	111 37%	415 41%	150 49%	508 51%	170 56%	387 38%	127 42%	442 44%	149 49%	510 51%	161 54%	507 50%	152 50%
Tend not to trust	5955 24%	1772 23%	342 34%	91 30%	224 22%	87 28%	256 26%	83 28%	325 32%	96 31%	185 18%	46 15%	244 24%	70 23%	272 27%	85 28%	289 29%	84 28%	260 26%	70 23%	257 25%	74 25%	212 21%	90 30%	201 20%	45 15%	231 23%	75 25%
Totally distrust	2611 10%	697 9%	157 16%	42 14%	98 10%	46 15%	209 21%	60 20%	153 15%	35 11%	66 7%	15 5%	106 11%	25 8%	147 14%	56 19%	164 16%	35 11%	96 10%	24 8%	120 12%	36 12%	113 11%	26 9%	57 6%	7 2%	85 8%	27 9%
Do not know	1593 6%	381 5%	67 7%	16 5%	52 5%	32 10%	53 5%	9 3%	61 6%	5 2%	82 8%	10 3%	68 7%	18 6%	88 9%	21 7%	60 6%	8 3%	72 7%	14 5%	76 8%	11 4%	113 11%	18 6%	70 7%	22 7%	95 9%	17 6%
Total 'Trust'	14944 60%	4761 63%	435 43%	153 51%	628 63%	145 47%	483 48%	149 50%	465 46%	170 56%	668 67%	232 77%	586 58%	188 62%	507 50%	139 46%	492 49%	178 58%	577 57%	198 65%	555 55%	180 60%	562 56%	169 56%	677 67%	226 75%	604 60%	185 61%
Total 'Distrust'	8566 34%	2469 32%	499 50%	133 44%	322 32%	133 43%	465 46%	143 48%	478 48%	131 43%	251 25%	61 20%	350 35%	95 32%	419 41%	141 47%	453 45%	119 39%	356 35%	94 31%	377 37%	110 37%	325 33%	116 38%	258 26%	52 17%	316 31%	102 34%

This is the English version of the results of the *2011 World Youths Survey*, which were published by the French think tank *Fondation pour l'Innovation politique*. Our publications are available in French and English at [www.fondapol.org](http://www.fondapol.org).

Fieldwork dates: June-July 2010



Q8. To what extent do you trust the following institutions, groups and people?

Your national army

[ONE ANSWER ONLY]

	TOTAL		US		MX		BR		AU		JP		CN		IN		RU		TR		IL		MA		ZA	
	16-29	30-50	16-29	30-50	16-29	30-50	16-29	30-50	16-29	30-50	16-29	30-50	16-29	30-50	16-29	30-50	16-29	30-50	16-29	30-50	16-29	30-50	16-29	30-50	16-29	30-50
Total	25103	7611	1001	324	1000	313	1008	316	1002	300	1000	304	1001	300	1015	302	1003	305	999	302	1000	300	1003	302	1006	300
Totally trust	4328 17%	1300 17%	153 15%	41 13%	116 12%	46 15%	182 18%	43 14%	141 14%	65 22%	35 4%	5 2%	249 25%	58 19%	623 61%	179 59%	41 4%	13 4%	401 40%	165 55%	508 51%	146 49%	268 27%	107 35%	78 8%	7 2%
Tend to trust	10616 42%	3461 45%	525 52%	182 56%	336 34%	135 43%	469 47%	151 48%	561 56%	177 59%	320 32%	105 35%	595 59%	196 65%	322 32%	104 34%	373 37%	148 49%	348 35%	84 28%	293 29%	100 33%	398 40%	100 33%	370 37%	92 31%
Tend not to trust	5955 24%	1772 23%	202 20%	70 22%	380 38%	95 30%	257 25%	86 27%	196 20%	39 13%	348 35%	117 38%	88 9%	23 8%	43 4%	12 4%	397 40%	106 35%	155 16%	27 9%	95 10%	30 10%	177 18%	47 16%	319 32%	124 41%
Totally distrust	2611 10%	697 9%	60 6%	14 4%	152 15%	33 11%	66 7%	26 8%	29 3%	6 2%	149 15%	33 11%	30 3%	8 3%	15 1%	3 1%	153 15%	23 8%	70 7%	19 6%	41 4%	10 3%	87 9%	25 8%	188 19%	63 21%
Do not know	1593 6%	381 5%	61 6%	17 5%	16 2%	4 1%	34 3%	10 3%	75 7%	13 4%	148 15%	44 14%	39 4%	15 5%	12 1%	4 1%	39 4%	15 5%	25 3%	7 2%	63 6%	14 5%	73 7%	23 8%	51 5%	14 5%
Total 'Trust'	14944 60%	4761 63%	678 68%	223 69%	452 45%	181 58%	651 65%	194 61%	702 70%	242 81%	355 36%	110 36%	844 84%	254 85%	945 93%	283 94%	414 41%	161 53%	749 75%	249 82%	801 80%	246 82%	666 66%	207 69%	448 45%	99 33%
Total 'Distrust'	8566 34%	2469 32%	262 26%	84 26%	532 53%	128 41%	323 32%	112 35%	225 22%	45 15%	497 50%	150 49%	118 12%	31 10%	58 6%	15 5%	550 55%	129 42%	225 23%	46 15%	136 14%	40 13%	264 26%	72 24%	507 50%	187 62%

This is the English version of the results of the 2011 World Youths Survey, which were published by the French think tank Fondation pour l'Innovation politique. Our publications are available in French and English at [www.fondapol.org](http://www.fondapol.org).

Fieldwork dates: June-July 2010



Q8. To what extent do you trust the following institutions, groups and people?

Your national police force

[ONE ANSWER ONLY]

	TOTAL																											
	16-29	30-50	16-29	30-50	16-29	30-50	16-29	30-50	16-29	30-50	16-29	30-50	16-29	30-50	16-29	30-50	16-29	30-50	16-29	30-50	16-29	30-50	16-29	30-50	16-29	30-50	16-29	30-50
Total	25103	7611	1001	302	1002	310	1001	301	1004	306	1001	303	1004	301	1014	301	1005	305	1005	306	1008	301	1000	303	1005	300	1015	304
Totally trust	3029 12%	856 11%	73 7%	14 5%	103 10%	18 6%	82 8%	13 4%	81 8%	23 8%	218 22%	70 23%	52 5%	13 4%	110 11%	25 8%	64 6%	40 13%	46 5%	19 6%	119 12%	31 10%	165 17%	47 16%	95 9%	22 7%	91 9%	34 11%
Tend to trust	10188 41%	3440 45%	490 49%	165 55%	520 52%	154 50%	289 29%	91 30%	404 40%	174 57%	523 52%	168 55%	420 42%	160 53%	338 33%	119 40%	400 40%	152 50%	424 42%	160 52%	299 30%	100 33%	516 52%	186 61%	533 53%	186 62%	532 52%	163 54%
Tend not to trust	7273 29%	2086 27%	262 26%	82 27%	267 27%	87 28%	320 32%	113 38%	333 33%	75 25%	156 16%	40 13%	348 35%	83 28%	318 31%	71 24%	362 36%	83 27%	326 32%	82 27%	340 34%	106 35%	169 17%	42 14%	257 26%	64 21%	252 25%	76 25%
Totally distrust	3579 14%	974 13%	122 12%	30 10%	93 9%	36 12%	283 28%	79 26%	145 14%	30 10%	60 6%	20 7%	134 13%	33 11%	200 20%	65 22%	151 15%	24 8%	154 15%	34 11%	202 20%	54 18%	87 9%	21 7%	73 7%	14 5%	89 9%	21 7%
Do not know	1034 4%	255 3%	54 5%	11 4%	19 2%	15 5%	27 3%	5 2%	41 4%	4 1%	44 4%	5 2%	50 5%	12 4%	48 5%	21 7%	28 3%	6 2%	55 5%	11 4%	48 5%	10 3%	63 6%	7 2%	47 5%	14 5%	51 5%	10 3%
Total 'Trust'	13217 53%	4296 56%	563 56%	179 59%	623 62%	172 55%	371 37%	104 35%	485 48%	197 64%	741 74%	238 79%	472 47%	173 57%	448 44%	144 48%	464 46%	192 63%	470 47%	179 58%	418 41%	131 44%	681 68%	233 77%	628 62%	208 69%	623 61%	197 65%
Total 'Distrust'	10852 43%	3060 40%	384 38%	112 37%	360 36%	123 40%	603 60%	192 64%	478 48%	105 34%	216 22%	60 20%	482 48%	116 39%	518 51%	136 45%	513 51%	107 35%	480 48%	116 38%	542 54%	160 53%	256 26%	63 21%	330 33%	78 26%	341 34%	97 32%

This is the English version of the results of the *2011 World Youths Survey*, which were published by the French think tank *Fondation pour l'Innovation politique*. Our publications are available in French and English at [www.fondapol.org](http://www.fondapol.org).

Fieldwork dates: June-July 2010



Q8. To what extent do you trust the following institutions, groups and people?

Your national police force

[ONE ANSWER ONLY]

	TOTAL		US		MX		BR		AU		JP		CN		IN		RU		TR		IL		MA		ZA	
	16-29	30-50	16-29	30-50	16-29	30-50	16-29	30-50	16-29	30-50	16-29	30-50	16-29	30-50	16-29	30-50	16-29	30-50	16-29	30-50	16-29	30-50	16-29	30-50	16-29	30-50
Total	25103	7611	1001	324	1000	313	1008	316	1002	300	1000	304	1001	300	1015	302	1003	305	999	302	1000	300	1003	302	1006	300
Totally trust	3029 12%	856 11%	98 10%	26 8%	33 3%	4 1%	144 14%	29 9%	87 9%	33 11%	26 3%	3 1%	112 11%	21 7%	280 28%	87 29%	22 2%	4 1%	298 30%	101 33%	330 33%	102 34%	238 24%	70 23%	62 6%	7 2%
Tend to trust	10188 41%	3440 45%	505 50%	168 52%	134 13%	35 11%	436 43%	154 49%	591 59%	193 64%	380 38%	139 46%	529 53%	156 52%	441 43%	133 44%	211 21%	80 26%	318 32%	106 35%	308 31%	96 32%	353 35%	106 35%	294 29%	96 32%
Tend not to trust	7273 29%	2086 27%	246 25%	85 26%	454 45%	155 50%	328 33%	96 30%	217 22%	55 18%	385 39%	107 35%	235 23%	84 28%	196 19%	60 20%	475 47%	136 45%	222 22%	54 18%	208 21%	66 22%	236 24%	63 21%	361 36%	121 40%
Totally distrust	3579 14%	974 13%	85 8%	24 7%	368 37%	118 38%	89 9%	34 11%	59 6%	10 3%	123 12%	31 10%	73 7%	22 7%	86 8%	19 6%	259 26%	73 24%	141 14%	37 12%	111 11%	28 9%	123 12%	48 16%	269 27%	69 23%
Do not know	1034 4%	255 3%	67 7%	21 6%	11 1%	* *	11 1%	3 1%	48 5%	9 3%	86 9%	24 8%	52 5%	17 6%	12 1%	3 1%	36 4%	12 4%	20 2%	4 1%	43 4%	8 3%	53 5%	15 5%	20 2%	7 2%
Total 'Trust'	13217 53%	4296 56%	603 60%	194 60%	167 17%	39 12%	580 58%	183 58%	678 68%	226 75%	406 41%	142 47%	641 64%	177 59%	721 71%	220 73%	233 23%	84 28%	616 62%	207 69%	638 64%	198 66%	591 59%	176 58%	356 35%	103 34%
Total 'Distrust'	10852 43%	3060 40%	331 33%	109 34%	822 82%	273 87%	417 41%	130 41%	276 28%	65 22%	508 51%	138 45%	308 31%	106 35%	282 28%	79 26%	734 73%	209 69%	363 36%	91 30%	319 32%	94 31%	359 36%	111 37%	630 63%	190 63%

This is the English version of the results of the *2011 World Youths Survey*, which were published by the French think tank *Fondation pour l'Innovation politique*. Our publications are available in French and English at [www.fondapol.org](http://www.fondapol.org).

Fieldwork dates: June-July 2010





Q8. To what extent do you trust the following institutions, groups and people?

Your country's religious institutions

[ONE ANSWER ONLY]

	TOTAL																											
	16-29	30-50	16-29	30-50	16-29	30-50	16-29	30-50	16-29	30-50	16-29	30-50	16-29	30-50	16-29	30-50	16-29	30-50	16-29	30-50	16-29	30-50	16-29	30-50	16-29	30-50	16-29	30-50
Total	25103	7611	1001	302	1002	310	1001	301	1004	306	1001	303	1004	301	1014	301	1005	305	1005	306	1008	301	1000	303	1005	300	1015	304
Totally trust	2769 11%	675 9%	38 4%	6 2%	39 4%	11 4%	118 12%	21 7%	28 3%	9 3%	71 7%	10 3%	24 2%	5 2%	116 11%	28 9%	54 5%	16 5%	53 5%	11 4%	223 22%	58 19%	41 4%	2 1%	43 4%	7 2%	60 6%	18 6%
Tend to trust	7292 29%	2386 31%	237 24%	67 22%	262 26%	128 41%	241 24%	77 26%	160 16%	70 23%	253 25%	79 26%	203 20%	68 23%	287 28%	70 23%	238 24%	96 31%	328 33%	97 32%	363 36%	97 32%	164 16%	43 14%	265 26%	86 29%	303 30%	89 29%
Tend not to trust	7282 29%	2343 31%	333 33%	118 39%	279 28%	74 24%	268 27%	79 26%	319 32%	99 32%	274 27%	110 36%	333 33%	107 36%	301 30%	90 30%	340 34%	106 35%	256 25%	91 30%	217 22%	83 28%	301 30%	103 34%	367 37%	120 40%	309 30%	100 33%
Totally distrust	5728 23%	1662 22%	309 31%	89 29%	214 21%	38 12%	338 34%	117 39%	445 44%	121 40%	226 23%	74 24%	310 31%	79 26%	214 21%	79 26%	334 33%	82 27%	293 29%	86 28%	146 14%	49 16%	394 39%	129 43%	213 21%	57 19%	229 23%	72 24%
Do not know	2032 8%	545 7%	84 8%	22 7%	208 21%	59 19%	36 4%	7 2%	52 5%	7 2%	177 18%	30 10%	134 13%	42 14%	96 9%	34 11%	39 4%	5 2%	75 7%	21 7%	59 6%	14 5%	100 10%	26 9%	117 12%	30 10%	114 11%	25 8%
Total 'Trust'	10061 40%	3061 40%	275 27%	73 24%	301 30%	139 45%	359 36%	98 33%	188 19%	79 26%	324 32%	89 29%	227 23%	73 24%	403 40%	98 33%	292 29%	112 37%	381 38%	108 35%	586 58%	155 51%	205 21%	45 15%	308 31%	93 31%	363 36%	107 35%
Total 'Distrust'	13010 52%	4005 53%	642 64%	207 69%	493 49%	112 36%	606 61%	196 65%	764 76%	220 72%	500 50%	184 61%	643 64%	186 62%	515 51%	169 56%	674 67%	188 62%	549 55%	177 58%	363 36%	132 44%	695 70%	232 77%	580 58%	177 59%	538 53%	172 57%

This is the English version of the results of the *2011 World Youths Survey*, which were published by the French think tank *Fondation pour l'Innovation politique*. Our publications are available in French and English at [www.fondapol.org](http://www.fondapol.org).

Fieldwork dates: June-July 2010



# 2011 World Youths

Q8. To what extent do you trust the following institutions, groups and people?

Your country's religious institutions

[ONE ANSWER ONLY]

	TOTAL		US		MX		BR		AU		JP		CN		IN		RU		TR		IL		MA		ZA	
	16-29	30-50	16-29	30-50	16-29	30-50	16-29	30-50	16-29	30-50	16-29	30-50	16-29	30-50	16-29	30-50	16-29	30-50	16-29	30-50	16-29	30-50	16-29	30-50	16-29	30-50
Total	25103	7611	1001	324	1000	313	1008	316	1002	300	1000	304	1001	300	1015	302	1003	305	999	302	1000	300	1003	302	1006	300
Totally trust	2769 11%	675 9%	88 9%	13 4%	64 6%	19 6%	137 14%	29 9%	59 6%	17 6%	9 1%	2 1%	83 8%	11 4%	285 28%	76 25%	42 4%	16 5%	268 27%	79 26%	312 31%	85 28%	349 35%	95 31%	165 16%	31 10%
Tend to trust	7292 29%	2386 31%	413 41%	126 39%	274 27%	106 34%	340 34%	117 37%	315 31%	100 33%	85 9%	25 8%	441 44%	135 45%	392 39%	135 45%	374 37%	133 44%	300 30%	112 37%	232 23%	72 24%	379 38%	107 35%	443 44%	151 50%
Tend not to trust	7282 29%	2343 31%	261 26%	111 34%	385 39%	117 37%	358 36%	129 41%	319 32%	96 32%	334 33%	109 36%	289 29%	84 28%	228 22%	70 23%	334 33%	88 29%	227 23%	63 21%	231 23%	69 23%	169 17%	60 20%	250 25%	67 22%
Totally distrust	5728 23%	1662 22%	151 15%	46 14%	255 26%	66 21%	160 16%	41 13%	189 19%	59 20%	424 42%	124 41%	65 6%	19 6%	90 9%	18 6%	195 19%	48 16%	178 18%	38 13%	172 17%	62 21%	71 7%	27 9%	113 11%	42 14%
Do not know	2032 8%	545 7%	88 9%	28 9%	22 2%	5 2%	13 1%	-	120 12%	28 9%	148 15%	44 14%	123 12%	51 17%	20 2%	3 1%	58 6%	20 7%	26 3%	10 3%	53 5%	12 4%	35 3%	13 4%	35 3%	9 3%
Total 'Trust'	10061 40%	3061 40%	501 50%	139 43%	338 34%	125 40%	477 47%	146 46%	374 37%	117 39%	94 9%	27 9%	524 52%	146 49%	677 67%	211 70%	416 41%	149 49%	568 57%	191 63%	544 54%	157 52%	728 73%	202 67%	608 60%	182 61%
Total 'Distrust'	13010 52%	4005 53%	412 41%	157 48%	640 64%	183 58%	518 51%	170 54%	508 51%	155 52%	758 76%	233 77%	354 35%	103 34%	318 31%	88 29%	529 53%	136 45%	405 41%	101 33%	403 40%	131 44%	240 24%	87 29%	363 36%	109 36%

This is the English version of the results of the *2011 World Youths Survey*, which were published by the French think tank *Fondation pour l'Innovation politique*. Our publications are available in French and English at [www.fondapol.org](http://www.fondapol.org).

Fieldwork dates: June-July 2010





Q8. To what extent do you trust the following institutions, groups and people?

Your national justice system

[ONE ANSWER ONLY]

	TOTAL																											
	16-29	30-50	16-29	30-50	16-29	30-50	16-29	30-50	16-29	30-50	16-29	30-50	16-29	30-50	16-29	30-50	16-29	30-50	16-29	30-50	16-29	30-50	16-29	30-50	16-29	30-50	16-29	30-50
Total	25103	7611	1001	302	1002	310	1001	301	1004	306	1001	303	1004	301	1014	301	1005	305	1005	306	1008	301	1000	303	1005	300	1015	304
Totally trust	2374	549	77	9	67	7	59	8	30	4	105	15	24	4	97	22	34	7	39	13	101	25	103	25	45	5	67	16
	9%	7%	8%	3%	7%	2%	6%	3%	3%	1%	10%	5%	2%	1%	10%	7%	3%	2%	4%	4%	10%	8%	10%	8%	4%	2%	7%	5%
Tend to trust	9165	2843	433	120	424	122	258	65	271	100	446	153	396	118	327	85	243	90	409	113	249	63	444	179	405	130	451	123
	37%	37%	43%	40%	42%	39%	26%	22%	27%	33%	45%	50%	39%	39%	32%	28%	24%	30%	41%	37%	25%	21%	44%	59%	40%	43%	44%	40%
Tend not to trust	8188	2608	324	110	318	116	340	127	420	132	267	93	361	111	331	100	421	124	341	100	344	116	235	66	369	105	308	116
	33%	34%	32%	36%	32%	37%	34%	42%	42%	43%	27%	31%	36%	37%	33%	33%	42%	41%	34%	33%	34%	39%	24%	22%	37%	35%	30%	38%
Totally distrust	4077	1290	118	51	133	41	314	96	238	66	104	39	170	60	200	73	278	77	161	56	259	83	117	24	118	41	114	37
	16%	17%	12%	17%	13%	13%	31%	32%	24%	22%	10%	13%	17%	20%	20%	24%	28%	25%	16%	18%	26%	28%	12%	8%	12%	14%	11%	12%
Do not know	1299	321	49	12	60	24	30	5	45	4	79	3	53	8	59	21	29	7	55	24	55	14	101	9	68	19	75	12
	5%	4%	5%	4%	6%	8%	3%	2%	4%	1%	8%	1%	5%	3%	6%	7%	3%	2%	5%	8%	5%	5%	10%	3%	7%	6%	7%	4%
Total 'Trust'	11539	3392	510	129	491	129	317	73	301	104	551	168	420	122	424	107	277	97	448	126	350	88	547	204	450	135	518	139
	46%	45%	51%	43%	49%	42%	32%	24%	30%	34%	55%	55%	42%	41%	42%	36%	28%	32%	45%	41%	35%	29%	55%	67%	45%	45%	51%	46%
Total 'Distrust'	12265	3898	442	161	451	157	654	223	658	198	371	132	531	171	531	173	699	201	502	156	603	199	352	90	487	146	422	153
	49%	51%	44%	53%	45%	51%	65%	74%	66%	65%	37%	44%	53%	57%	52%	57%	70%	66%	50%	51%	60%	66%	35%	30%	48%	49%	42%	50%

This is the English version of the results of the *2011 World Youths Survey*, which were published by the French think tank *Fondation pour l'Innovation politique*. Our publications are available in French and English at [www.fondapol.org](http://www.fondapol.org).

Fieldwork dates: June-July 2010



Q8. To what extent do you trust the following institutions, groups and people?

Your national justice system

[ONE ANSWER ONLY]

	TOTAL		US		MX		BR		AU		JP		CN		IN		RU		TR		IL		MA		ZA	
	16-29	30-50	16-29	30-50	16-29	30-50	16-29	30-50	16-29	30-50	16-29	30-50	16-29	30-50	16-29	30-50	16-29	30-50	16-29	30-50	16-29	30-50	16-29	30-50	16-29	30-50
Total	25103	7611	1001	324	1000	313	1008	316	1002	300	1000	304	1001	300	1015	302	1003	305	999	302	1000	300	1003	302	1006	300
Totally trust	2374 9%	549 7%	59 6%	9 3%	36 4%	6 2%	103 10%	18 6%	53 5%	19 6%	34 3%	5 2%	115 11%	17 6%	273 27%	89 29%	20 2%	1 *	200 20%	71 24%	343 34%	93 31%	224 22%	56 19%	66 7%	5 2%
Tend to trust	9165 37%	2843 37%	433 43%	160 49%	155 16%	47 15%	318 32%	115 36%	490 49%	131 44%	432 43%	150 49%	529 53%	147 49%	481 47%	146 48%	270 27%	73 24%	296 30%	99 33%	364 36%	125 42%	380 38%	96 32%	261 26%	93 31%
Tend not to trust	8188 33%	2608 34%	331 33%	109 34%	483 48%	152 49%	418 41%	127 40%	309 31%	98 33%	318 32%	92 30%	232 23%	87 29%	170 17%	55 18%	463 46%	138 45%	282 28%	79 26%	181 18%	44 15%	220 22%	75 25%	402 40%	136 45%
Totally distrust	4077 16%	1290 17%	106 11%	28 9%	318 32%	105 34%	152 15%	54 17%	83 8%	35 12%	102 10%	24 8%	62 6%	29 10%	77 8%	9 3%	211 21%	78 26%	198 20%	44 15%	62 6%	28 9%	124 12%	55 18%	258 26%	57 19%
Do not know	1299 5%	321 4%	72 7%	18 6%	8 1%	3 1%	17 2%	2 1%	67 7%	17 6%	114 11%	33 11%	63 6%	20 7%	14 1%	3 1%	39 4%	15 5%	23 2%	9 3%	50 5%	10 3%	55 5%	20 7%	19 2%	9 3%
Total 'Trust'	11539 46%	3392 45%	492 49%	169 52%	191 19%	53 17%	421 42%	133 42%	543 54%	150 50%	466 47%	155 51%	644 64%	164 55%	754 74%	235 78%	290 29%	74 24%	496 50%	170 56%	707 71%	218 73%	604 60%	152 50%	327 33%	98 33%
Total 'Distrust'	12265 49%	3898 51%	437 44%	137 42%	801 80%	257 82%	570 57%	181 57%	392 39%	133 44%	420 42%	116 38%	294 29%	116 39%	247 24%	64 21%	674 67%	216 71%	480 48%	123 41%	243 24%	72 24%	344 34%	130 43%	660 66%	193 64%

This is the English version of the results of the *2011 World Youths Survey*, which were published by the French think tank *Fondation pour l'Innovation politique*. Our publications are available in French and English at [www.fondapol.org](http://www.fondapol.org).

Fieldwork dates: June-July 2010



Q8. To what extent do you trust the following institutions, groups and people?

The United Nations (UN)

[ONE ANSWER ONLY]

	TOTAL																											
	16-29	30-50	16-29	30-50	16-29	30-50	16-29	30-50	16-29	30-50	16-29	30-50	16-29	30-50	16-29	30-50	16-29	30-50	16-29	30-50	16-29	30-50	16-29	30-50	16-29	30-50	16-29	30-50
Total	25103	7611	1001	302	1002	310	1001	301	1004	306	1001	303	1004	301	1014	301	1005	305	1005	306	1008	301	1000	303	1005	300	1015	304
Totally trust	3139 13%	644 8%	67 7%	11 4%	72 7%	12 4%	94 9%	7 2%	54 5%	7 2%	114 11%	19 6%	65 6%	15 5%	169 17%	33 11%	74 7%	21 7%	98 10%	18 6%	222 22%	54 18%	148 15%	19 6%	64 6%	5 2%	76 7%	20 7%
Tend to trust	10312 41%	3230 42%	421 42%	136 45%	484 48%	150 48%	262 26%	61 20%	401 40%	110 36%	389 39%	143 47%	477 48%	128 43%	422 42%	131 44%	448 45%	145 48%	494 49%	154 50%	393 39%	129 43%	452 45%	177 58%	405 40%	132 44%	505 50%	132 43%
Tend not to trust	6087 24%	2018 27%	329 33%	99 33%	207 21%	63 20%	300 30%	124 41%	341 34%	129 42%	244 24%	94 31%	259 26%	81 27%	224 22%	66 22%	305 30%	98 32%	209 21%	72 24%	200 20%	69 23%	191 19%	64 21%	291 29%	84 28%	199 20%	80 26%
Totally distrust	2970 12%	1023 13%	104 10%	39 13%	76 8%	27 9%	297 30%	102 34%	125 12%	50 16%	73 7%	21 7%	104 10%	44 15%	101 10%	42 14%	108 11%	25 8%	91 9%	20 7%	109 11%	23 8%	85 9%	18 6%	86 9%	38 13%	91 9%	26 9%
Do not know	2595 10%	696 9%	80 8%	17 6%	163 16%	58 19%	48 5%	7 2%	83 8%	10 3%	181 18%	26 9%	99 10%	33 11%	98 10%	29 10%	70 7%	16 5%	113 11%	42 14%	84 8%	26 9%	124 12%	25 8%	159 16%	41 14%	144 14%	46 15%
Total 'Trust'	13451 54%	3874 51%	488 49%	147 49%	556 55%	162 52%	356 36%	68 23%	455 45%	117 38%	503 50%	162 53%	542 54%	143 48%	591 58%	164 54%	522 52%	166 54%	592 59%	172 56%	615 61%	183 61%	600 60%	196 65%	469 47%	137 46%	581 57%	152 50%
Total 'Distrust'	9057 36%	3041 40%	433 43%	138 46%	283 28%	90 29%	597 60%	226 75%	466 46%	179 58%	317 32%	115 38%	363 36%	125 42%	325 32%	108 36%	413 41%	123 40%	300 30%	92 30%	309 31%	92 31%	276 28%	82 27%	377 38%	122 41%	290 29%	106 35%

This is the English version of the results of the *2011 World Youths Survey*, which were published by the French think tank *Fondation pour l'Innovation politique*. Our publications are available in French and English at [www.fondapol.org](http://www.fondapol.org).

Fieldwork dates: June-July 2010



Q8. To what extent do you trust the following institutions, groups and people?

The United Nations (UN)

[ONE ANSWER ONLY]

	TOTAL		US		MX		BR		AU		JP		CN		IN		RU		TR		IL		MA		ZA	
	16-29	30-50	16-29	30-50	16-29	30-50	16-29	30-50	16-29	30-50	16-29	30-50	16-29	30-50	16-29	30-50	16-29	30-50	16-29	30-50	16-29	30-50	16-29	30-50	16-29	30-50
Total	25103	7611	1001	324	1000	313	1008	316	1002	300	1000	304	1001	300	1015	302	1003	305	999	302	1000	300	1003	302	1006	300
Totally trust	3139 13%	644 8%	63 6%	8 2%	133 13%	28 9%	193 19%	39 12%	77 8%	31 10%	40 4%	9 3%	122 12%	18 6%	340 33%	107 35%	39 4%	6 2%	155 16%	41 14%	350 35%	86 29%	149 15%	12 4%	161 16%	18 6%
Tend to trust	10312 41%	3230 42%	376 38%	133 41%	442 44%	152 49%	468 46%	165 52%	473 47%	155 52%	388 39%	132 43%	518 52%	157 52%	476 47%	143 47%	368 37%	145 48%	245 25%	58 19%	269 27%	67 22%	253 25%	38 13%	483 48%	157 52%
Tend not to trust	6087 24%	2018 27%	265 26%	94 29%	314 31%	80 26%	240 24%	80 25%	230 23%	49 16%	256 26%	95 31%	205 20%	77 26%	110 11%	32 11%	323 32%	90 30%	246 25%	94 31%	188 19%	65 22%	222 22%	69 23%	189 19%	70 23%
Totally distrust	2970 12%	1023 13%	135 13%	49 15%	90 9%	37 12%	76 8%	26 8%	60 6%	23 8%	81 8%	22 7%	51 5%	15 5%	50 5%	12 4%	143 14%	25 8%	305 31%	95 31%	131 13%	61 20%	307 31%	150 50%	91 9%	33 11%
Do not know	2595 10%	696 9%	162 16%	40 12%	21 2%	16 5%	31 3%	6 2%	162 16%	42 14%	235 24%	46 15%	105 10%	33 11%	39 4%	8 3%	130 13%	39 13%	48 5%	14 5%	62 6%	21 7%	72 7%	33 11%	82 8%	22 7%
Total 'Trust'	13451 54%	3874 51%	439 44%	141 44%	575 58%	180 58%	661 66%	204 65%	550 55%	186 62%	428 43%	141 46%	640 64%	175 58%	816 80%	250 83%	407 41%	151 50%	400 40%	99 33%	619 62%	153 51%	402 40%	50 17%	644 64%	175 58%
Total 'Distrust'	9057 36%	3041 40%	400 40%	143 44%	404 40%	117 37%	316 31%	106 34%	290 29%	72 24%	337 34%	117 38%	256 26%	92 31%	160 16%	44 15%	466 46%	115 38%	551 55%	189 63%	319 32%	126 42%	529 53%	219 73%	280 28%	103 34%

This is the English version of the results of the *2011 World Youths Survey*, which were published by the French think tank *Fondation pour l'Innovation politique*. Our publications are available in French and English at [www.fondapol.org](http://www.fondapol.org).

Fieldwork dates: June-July 2010





Q8. To what extent do you trust the following institutions, groups and people?

The World Trade Organization (WTO)

[ONE ANSWER ONLY]

	TOTAL																											
	16-29	30-50	16-29	30-50	16-29	30-50	16-29	30-50	16-29	30-50	16-29	30-50	16-29	30-50	16-29	30-50	16-29	30-50	16-29	30-50	16-29	30-50	16-29	30-50	16-29	30-50	16-29	30-50
Total	25103	7611	1001	302	1002	310	1001	301	1004	306	1001	303	1004	301	1014	301	1005	305	1005	306	1008	301	1000	303	1005	300	1015	304
Totally trust	2543 10%	477 6%	39 4%	6 2%	74 7%	10 3%	66 7%	4 1%	37 4%	2 1%	78 8%	7 2%	30 3%	6 2%	139 14%	29 10%	45 4%	15 5%	67 7%	13 4%	151 15%	29 10%	105 11%	12 4%	55 5%	4 1%	49 5%	12 4%
Tend to trust	9072 36%	2622 34%	361 36%	106 35%	470 47%	143 46%	218 22%	47 16%	264 26%	63 21%	321 32%	92 30%	348 35%	68 23%	394 39%	94 31%	335 33%	91 30%	411 41%	118 39%	379 38%	106 35%	394 39%	139 46%	352 35%	101 34%	401 40%	99 33%
Tend not to trust	6809 27%	2390 31%	375 37%	118 39%	201 20%	69 22%	314 31%	111 37%	394 39%	159 52%	272 27%	117 39%	346 34%	112 37%	245 24%	86 29%	366 36%	117 38%	251 25%	91 30%	249 25%	93 31%	209 21%	81 27%	296 29%	98 33%	231 23%	95 31%
Totally distrust	3100 12%	1148 15%	126 13%	48 16%	67 7%	22 7%	316 32%	124 41%	166 17%	62 20%	97 10%	39 13%	134 13%	72 24%	124 12%	61 20%	132 13%	46 15%	97 10%	30 10%	114 11%	37 12%	98 10%	20 7%	88 9%	40 13%	116 11%	35 12%
Do not know	3579 14%	974 13%	100 10%	24 8%	190 19%	66 21%	87 9%	15 5%	143 14%	20 7%	233 23%	48 16%	146 15%	43 14%	112 11%	31 10%	127 13%	36 12%	179 18%	54 18%	115 11%	36 12%	194 19%	51 17%	214 21%	57 19%	218 21%	63 21%
Total 'Trust'	11615 46%	3099 41%	400 40%	112 37%	544 54%	153 49%	284 28%	51 17%	301 30%	65 21%	399 40%	99 33%	378 38%	74 25%	533 53%	123 41%	380 38%	106 35%	478 48%	131 43%	530 53%	135 45%	499 50%	151 50%	407 40%	105 35%	450 44%	111 37%
Total 'Distrust'	9909 39%	3538 46%	501 50%	166 55%	268 27%	91 29%	630 63%	235 78%	560 56%	221 72%	369 37%	156 51%	480 48%	184 61%	369 36%	147 49%	498 50%	163 53%	348 35%	121 40%	363 36%	130 43%	307 31%	101 33%	384 38%	138 46%	347 34%	130 43%

This is the English version of the results of the *2011 World Youths Survey*, which were published by the French think tank *Fondation pour l'Innovation politique*. Our publications are available in French and English at [www.fondapol.org](http://www.fondapol.org).

Fieldwork dates: June-July 2010



Q8. To what extent do you trust the following institutions, groups and people?

The World Trade Organization (WTO)

[ONE ANSWER ONLY]

	TOTAL		US		MX		BR		AU		JP		CN		IN		RU		TR		IL		MA		ZA	
	16-29	30-50	16-29	30-50	16-29	30-50	16-29	30-50	16-29	30-50	16-29	30-50	16-29	30-50	16-29	30-50	16-29	30-50	16-29	30-50	16-29	30-50	16-29	30-50	16-29	30-50
Total	25103	7611	1001	324	1000	313	1008	316	1002	300	1000	304	1001	300	1015	302	1003	305	999	302	1000	300	1003	302	1006	300
Totally trust	2543 10%	477 6%	55 5%	5 2%	73 7%	10 3%	137 14%	27 9%	53 5%	22 7%	41 4%	8 3%	116 12%	17 6%	377 37%	92 30%	24 2%	6 2%	143 14%	37 12%	289 29%	76 25%	163 16%	12 4%	137 14%	16 5%
Tend to trust	9072 36%	2622 34%	320 32%	98 30%	311 31%	106 34%	420 42%	141 45%	394 39%	115 38%	384 38%	125 41%	500 50%	158 53%	450 44%	150 50%	329 33%	111 36%	251 25%	64 21%	309 31%	92 31%	291 29%	51 17%	465 46%	144 48%
Tend not to trust	6809 27%	2390 31%	278 28%	119 37%	393 39%	113 36%	322 32%	109 34%	261 26%	77 26%	260 26%	102 34%	216 22%	75 25%	93 9%	39 13%	364 36%	109 36%	270 27%	90 30%	176 18%	62 21%	212 21%	68 23%	215 21%	80 27%
Totally distrust	3100 12%	1148 15%	129 13%	42 13%	147 15%	51 16%	78 8%	31 10%	59 6%	25 8%	73 7%	17 6%	54 5%	13 4%	53 5%	12 4%	147 15%	40 13%	265 27%	90 30%	89 9%	26 9%	242 24%	133 44%	89 9%	32 11%
Do not know	3579 14%	974 13%	219 22%	60 19%	76 8%	33 11%	51 5%	8 3%	235 23%	61 20%	242 24%	52 17%	115 11%	37 12%	42 4%	9 3%	139 14%	39 13%	70 7%	21 7%	137 14%	44 15%	95 9%	38 13%	100 10%	28 9%
Total 'Trust'	11615 46%	3099 41%	375 37%	103 32%	384 38%	116 37%	557 55%	168 53%	447 45%	137 46%	425 43%	133 44%	616 62%	175 58%	827 81%	242 80%	353 35%	117 38%	394 39%	101 33%	598 60%	168 56%	454 45%	63 21%	602 60%	160 53%
Total 'Distrust'	9909 39%	3538 46%	407 41%	161 50%	540 54%	164 52%	400 40%	140 44%	320 32%	102 34%	333 33%	119 39%	270 27%	88 29%	146 14%	51 17%	511 51%	149 49%	535 54%	180 60%	265 27%	88 29%	454 45%	201 67%	304 30%	112 37%

This is the English version of the results of the *2011 World Youths Survey*, which were published by the French think tank *Fondation pour l'Innovation politique*. Our publications are available in French and English at [www.fondapol.org](http://www.fondapol.org).

Fieldwork dates: June-July 2010



Q8. To what extent do you trust the following institutions, groups and people?

The European Union (EU)

[ONE ANSWER ONLY]

	TOTAL																											
	16-29	30-50	16-29	30-50	16-29	30-50	16-29	30-50	16-29	30-50	16-29	30-50	16-29	30-50	16-29	30-50	16-29	30-50	16-29	30-50	16-29	30-50	16-29	30-50	16-29	30-50	16-29	30-50
Total	25103	7611	1001	302	1002	310	1001	301	1004	306	1001	303	1004	301	1014	301	1005	305	1005	306	1008	301	1000	303	1005	300	1015	304
Totally trust	2599	482	43	7	99	14	89	8	65	3	97	5	48	3	158	36	68	15	88	16	218	43	77	13	51	2	43	10
	10%	6%	4%	2%	10%	5%	9%	3%	6%	1%	10%	2%	5%	1%	16%	12%	7%	5%	9%	5%	22%	14%	8%	4%	5%	1%	4%	3%
Tend to trust	9340	2697	382	97	515	133	278	72	425	125	330	88	379	86	401	110	435	149	510	152	397	134	391	123	302	71	362	94
	37%	35%	38%	32%	51%	43%	28%	24%	42%	41%	33%	29%	38%	29%	40%	37%	43%	49%	51%	50%	39%	45%	39%	41%	30%	24%	36%	31%
Tend not to trust	6995	2418	361	121	249	91	311	115	326	127	315	137	348	115	247	80	344	98	223	81	205	73	253	91	368	117	245	99
	28%	32%	36%	40%	25%	29%	31%	38%	32%	42%	31%	45%	35%	38%	24%	27%	34%	32%	22%	26%	20%	24%	25%	30%	37%	39%	24%	33%
Totally distrust	3153	1157	141	60	75	33	287	99	120	45	132	53	137	66	125	55	96	26	90	27	109	32	158	53	129	66	88	26
	13%	15%	14%	20%	7%	11%	29%	33%	12%	15%	13%	17%	14%	22%	12%	18%	10%	9%	9%	9%	11%	11%	16%	17%	13%	22%	9%	9%
Do not know	3016	857	74	17	64	39	36	7	68	6	127	20	92	31	83	20	62	17	94	30	79	19	121	23	155	44	277	75
	12%	11%	7%	6%	6%	13%	4%	2%	7%	2%	13%	7%	9%	10%	8%	7%	6%	6%	9%	10%	8%	6%	12%	8%	15%	15%	27%	25%
Total 'Trust'	11939	3179	425	104	614	147	367	80	490	128	427	93	427	89	559	146	503	164	598	168	615	177	468	136	353	73	405	104
	48%	42%	42%	34%	61%	47%	37%	27%	49%	42%	43%	31%	43%	30%	55%	49%	50%	54%	60%	55%	61%	59%	47%	45%	35%	24%	40%	34%
Total 'Distrust'	10148	3575	502	181	324	124	598	214	446	172	447	190	485	181	372	135	440	124	313	108	314	105	411	144	497	183	333	125
	40%	47%	50%	60%	32%	40%	60%	71%	44%	56%	45%	63%	48%	60%	37%	45%	44%	41%	31%	35%	31%	35%	41%	48%	49%	61%	33%	41%

This is the English version of the results of the *2011 World Youths Survey*, which were published by the French think tank *Fondation pour l'Innovation politique*. Our publications are available in French and English at [www.fondapol.org](http://www.fondapol.org).

Fieldwork dates: June-July 2010



Q8. To what extent do you trust the following institutions, groups and people?

The European Union (EU)

[ONE ANSWER ONLY]

	TOTAL		US		MX		BR		AU		JP		CN		IN		RU		TR		IL		MA		ZA	
	16-29	30-50	16-29	30-50	16-29	30-50	16-29	30-50	16-29	30-50	16-29	30-50	16-29	30-50	16-29	30-50	16-29	30-50	16-29	30-50	16-29	30-50	16-29	30-50	16-29	30-50
Total	25103	7611	1001	324	1000	313	1008	316	1002	300	1000	304	1001	300	1015	302	1003	305	999	302	1000	300	1003	302	1006	300
Totally trust	2599 10%	482 6%	47 5%	7 2%	72 7%	10 3%	129 13%	20 6%	46 5%	20 7%	27 3%	8 3%	96 10%	16 5%	267 26%	66 22%	37 4%	7 2%	133 13%	37 12%	302 30%	76 25%	172 17%	21 7%	127 13%	19 6%
Tend to trust	9340 37%	2697 35%	292 29%	82 25%	301 30%	117 37%	366 36%	123 39%	346 35%	88 29%	371 37%	108 36%	449 45%	139 46%	472 47%	147 49%	385 38%	124 41%	199 20%	55 18%	292 29%	83 28%	317 32%	62 21%	443 44%	135 45%
Tend not to trust	6995 28%	2418 32%	270 27%	110 34%	397 40%	108 35%	361 36%	126 40%	258 26%	82 27%	272 27%	107 35%	269 27%	81 27%	146 14%	59 20%	312 31%	96 31%	246 25%	69 23%	205 21%	81 27%	229 23%	71 24%	235 23%	83 28%
Totally distrust	3153 13%	1157 15%	123 12%	43 13%	123 12%	42 13%	87 9%	30 9%	60 6%	23 8%	79 8%	24 8%	53 5%	17 6%	57 6%	6 2%	139 14%	37 12%	372 37%	123 41%	92 9%	31 10%	202 20%	108 36%	79 8%	32 11%
Do not know	3016 12%	857 11%	269 27%	82 25%	107 11%	36 12%	65 6%	17 5%	292 29%	87 29%	251 25%	57 19%	134 13%	47 16%	73 7%	24 8%	130 13%	41 13%	49 5%	18 6%	109 11%	29 10%	83 8%	40 13%	122 12%	31 10%
Total 'Trust'	11939 48%	3179 42%	339 34%	89 27%	373 37%	127 41%	495 49%	143 45%	392 39%	108 36%	398 40%	116 38%	545 54%	155 52%	739 73%	213 71%	422 42%	131 43%	332 33%	92 30%	594 59%	159 53%	489 49%	83 27%	570 57%	154 51%
Total 'Distrust'	10148 40%	3575 47%	393 39%	153 47%	520 52%	150 48%	448 44%	156 49%	318 32%	105 35%	351 35%	131 43%	322 32%	98 33%	203 20%	65 22%	451 45%	133 44%	618 62%	192 64%	297 30%	112 37%	431 43%	179 59%	314 31%	115 38%

This is the English version of the results of the *2011 World Youths Survey*, which were published by the French think tank *Fondation pour l'Innovation politique*. Our publications are available in French and English at [www.fondapol.org](http://www.fondapol.org).

Fieldwork dates: June-July 2010



Q8. To what extent do you trust the following institutions, groups and people?

NGOs

[ONE ANSWER ONLY]

	TOTAL																											
	16-29	30-50	16-29	30-50	16-29	30-50	16-29	30-50	16-29	30-50	16-29	30-50	16-29	30-50	16-29	30-50	16-29	30-50	16-29	30-50	16-29	30-50	16-29	30-50	16-29	30-50	16-29	30-50
Total	25103	7611	1001	302	1002	310	1001	301	1004	306	1001	303	1004	301	1014	301	1005	305	1005	306	1008	301	1000	303	1005	300	1015	304
Totally trust	2440 10%	520 7%	61 6%	18 6%	28 3%	3 1%	71 7%	7 2%	59 6%	10 3%	81 8%	8 3%	60 6%	12 4%	121 12%	34 11%	65 6%	12 4%	68 7%	13 4%	154 15%	36 12%	73 7%	9 3%	41 4%	6 2%	35 3%	14 5%
Tend to trust	9139 36%	2668 35%	459 46%	120 40%	401 40%	106 34%	223 22%	62 21%	406 40%	133 43%	330 33%	117 39%	440 44%	120 40%	368 36%	98 33%	396 39%	134 44%	487 48%	141 46%	341 34%	79 26%	387 39%	128 42%	222 22%	39 13%	330 33%	86 28%
Tend not to trust	6827 27%	2275 30%	319 32%	111 37%	280 28%	92 30%	272 27%	94 31%	360 36%	110 36%	292 29%	115 38%	255 25%	86 29%	300 30%	95 32%	347 35%	105 34%	239 24%	79 26%	277 27%	101 34%	228 23%	75 25%	275 27%	96 32%	249 25%	85 28%
Totally distrust	2498 10%	868 11%	81 8%	33 11%	61 6%	17 5%	264 26%	87 29%	122 12%	45 15%	88 9%	27 9%	110 11%	42 14%	133 13%	49 16%	88 9%	28 9%	73 7%	30 10%	117 12%	52 17%	93 9%	26 9%	76 8%	32 11%	82 8%	17 6%
Do not know	4199 17%	1280 17%	81 8%	20 7%	232 23%	92 30%	171 17%	51 17%	57 6%	8 3%	210 21%	36 12%	139 14%	41 14%	92 9%	25 8%	109 11%	26 9%	138 14%	43 14%	119 12%	33 11%	219 22%	65 21%	391 39%	127 42%	319 31%	102 34%
Total 'Trust'	11579 46%	3188 42%	520 52%	138 46%	429 43%	109 35%	294 29%	69 23%	465 46%	143 47%	411 41%	125 41%	500 50%	132 44%	489 48%	132 44%	461 46%	146 48%	555 55%	154 50%	495 49%	115 38%	460 46%	137 45%	263 26%	45 15%	365 36%	100 33%
Total 'Distrust'	9325 37%	3143 41%	400 40%	144 48%	341 34%	109 35%	536 54%	181 60%	482 48%	155 51%	380 38%	142 47%	365 36%	128 43%	433 43%	144 48%	435 43%	133 44%	312 31%	109 36%	394 39%	153 51%	321 32%	101 33%	351 35%	128 43%	331 33%	102 34%

This is the English version of the results of the *2011 World Youths Survey*, which were published by the French think tank *Fondation pour l'Innovation politique*. Our publications are available in French and English at [www.fondapol.org](http://www.fondapol.org).

Fieldwork dates: June-July 2010



Q8. To what extent do you trust the following institutions, groups and people?

NGOs

[ONE ANSWER ONLY]

	TOTAL		US		MX		BR		AU		JP		CN		IN		RU		TR		IL		MA		ZA	
	16-29	30-50	16-29	30-50	16-29	30-50	16-29	30-50	16-29	30-50	16-29	30-50	16-29	30-50	16-29	30-50	16-29	30-50	16-29	30-50	16-29	30-50	16-29	30-50	16-29	30-50
Total	25103	7611	1001	324	1000	313	1008	316	1002	300	1000	304	1001	300	1015	302	1003	305	999	302	1000	300	1003	302	1006	300
Totally trust	2440 10%	520 7%	38 4%	7 2%	94 9%	14 4%	174 17%	24 8%	44 4%	13 4%	25 3%	6 2%	82 8%	9 3%	292 29%	78 26%	26 3%	3 1%	201 20%	61 20%	271 27%	81 27%	168 17%	34 11%	108 11%	8 3%
Tend to trust	9139 36%	2668 35%	209 21%	65 20%	352 35%	126 40%	487 48%	133 42%	280 28%	71 24%	289 29%	82 27%	439 44%	139 46%	526 52%	154 51%	277 28%	94 31%	432 43%	121 40%	285 29%	93 31%	390 39%	96 32%	383 38%	131 44%
Tend not to trust	6827 27%	2275 30%	245 24%	94 29%	358 36%	107 34%	244 24%	109 34%	239 24%	64 21%	326 33%	120 39%	262 26%	87 29%	119 12%	49 16%	400 40%	124 41%	218 22%	60 20%	241 24%	60 20%	213 21%	71 24%	269 27%	86 29%
Totally distrust	2498 10%	868 11%	94 9%	26 8%	101 10%	31 10%	72 7%	45 14%	53 5%	17 6%	108 11%	39 13%	74 7%	15 5%	36 4%	14 5%	139 14%	32 10%	116 12%	43 14%	109 11%	38 13%	129 13%	57 19%	79 8%	26 9%
Do not know	4199 17%	1280 17%	415 41%	132 41%	95 10%	35 11%	31 3%	5 2%	386 39%	135 45%	252 25%	57 19%	144 14%	50 17%	42 4%	7 2%	161 16%	52 17%	32 3%	17 6%	94 9%	28 9%	103 10%	44 15%	167 17%	49 16%
Total 'Trust'	11579 46%	3188 42%	247 25%	72 22%	446 45%	140 45%	661 66%	157 50%	324 32%	84 28%	314 31%	88 29%	521 52%	148 49%	818 81%	232 77%	303 30%	97 32%	633 63%	182 60%	556 56%	174 58%	558 56%	130 43%	491 49%	139 46%
Total 'Distrust'	9325 37%	3143 41%	339 34%	120 37%	459 46%	138 44%	316 31%	154 49%	292 29%	81 27%	434 43%	159 52%	336 34%	102 34%	155 15%	63 21%	539 54%	156 51%	334 33%	103 34%	350 35%	98 33%	342 34%	128 42%	348 35%	112 37%

This is the English version of the results of the *2011 World Youths Survey*, which were published by the French think tank *Fondation pour l'Innovation politique*. Our publications are available in French and English at [www.fondapol.org](http://www.fondapol.org).

Fieldwork dates: June-July 2010





Q8. To what extent do you trust the following institutions, groups and people?

Multinational companies

[ONE ANSWER ONLY]

	TOTAL																											
	16-29	30-50	16-29	30-50	16-29	30-50	16-29	30-50	16-29	30-50	16-29	30-50	16-29	30-50	16-29	30-50	16-29	30-50	16-29	30-50	16-29	30-50	16-29	30-50	16-29	30-50	16-29	30-50
Total	25103	7611	1001	302	1002	310	1001	301	1004	306	1001	303	1004	301	1014	301	1005	305	1005	306	1008	301	1000	303	1005	300	1015	304
Totally trust	1971 8%	387 5%	23 2%	7 2%	52 5%	5 2%	71 7%	5 2%	38 4%	2 1%	63 6%	6 2%	15 1%	1 *	84 8%	19 6%	31 3%	4 1%	44 4%	10 3%	137 14%	34 11%	50 5%	2 1%	27 3%	1 *	31 3%	10 3%
Tend to trust	7396 29%	2025 27%	284 28%	63 21%	511 42%	132 46%	152 15%	23 8%	229 23%	60 20%	254 25%	62 20%	202 20%	40 13%	212 21%	41 14%	195 19%	61 20%	285 28%	61 20%	355 35%	102 34%	236 24%	72 24%	226 22%	37 12%	250 25%	70 23%
Tend not to trust	8225 33%	2756 36%	424 42%	138 46%	238 24%	85 27%	285 28%	91 30%	442 44%	157 51%	317 32%	136 45%	401 40%	124 41%	341 34%	97 32%	429 43%	128 42%	341 34%	121 40%	272 27%	86 29%	304 30%	131 43%	396 39%	130 43%	355 35%	122 40%
Totally distrust	4081 16%	1483 19%	155 15%	67 22%	53 5%	17 5%	422 42%	172 57%	216 22%	80 26%	161 16%	68 22%	260 26%	98 33%	275 27%	117 39%	279 28%	92 30%	155 15%	54 18%	131 13%	43 14%	212 21%	56 18%	162 16%	68 23%	175 17%	41 13%
Do not know	3430 14%	960 13%	115 11%	27 9%	148 15%	71 23%	71 7%	10 3%	79 8%	7 2%	206 21%	31 10%	126 13%	38 13%	102 10%	27 9%	71 7%	20 7%	180 18%	60 20%	113 11%	36 12%	198 20%	42 14%	194 19%	64 21%	204 20%	61 20%
Total 'Trust'	9367 37%	2412 32%	307 31%	70 23%	563 56%	137 44%	223 22%	28 9%	267 27%	62 20%	317 32%	68 22%	217 22%	41 14%	296 29%	60 20%	226 22%	65 21%	329 33%	71 23%	492 49%	136 45%	286 29%	74 24%	253 25%	38 13%	281 28%	80 26%
Total 'Distrust'	12306 49%	4239 56%	579 58%	205 68%	291 29%	102 33%	707 71%	263 87%	658 66%	237 77%	478 48%	204 67%	661 66%	222 74%	616 61%	214 71%	708 70%	220 72%	496 49%	175 57%	403 40%	129 43%	516 52%	187 62%	558 56%	198 66%	530 52%	163 54%

This is the English version of the results of the *2011 World Youths Survey*, which were published by the French think tank *Fondation pour l'Innovation politique*. Our publications are available in French and English at [www.fondapol.org](http://www.fondapol.org).

Fieldwork dates: June-July 2010



Q8. To what extent do you trust the following institutions, groups and people?

Multinational companies

[ONE ANSWER ONLY]

	TOTAL		US		MX		BR		AU		JP		CN		IN		RU		TR		IL		MA		ZA	
	16-29	30-50	16-29	30-50	16-29	30-50	16-29	30-50	16-29	30-50	16-29	30-50	16-29	30-50	16-29	30-50	16-29	30-50	16-29	30-50	16-29	30-50	16-29	30-50	16-29	30-50
Total	25103	7611	1001	324	1000	313	1008	316	1002	300	1000	304	1001	300	1015	302	1003	305	999	302	1000	300	1003	302	1006	300
Totally trust	1971 8%	387 5%	36 4%	6 2%	60 6%	14 4%	140 14%	22 7%	29 3%	9 3%	12 1%	2 1%	58 6%	9 3%	255 25%	52 17%	41 4%	4 1%	141 14%	41 14%	301 30%	89 30%	142 14%	20 7%	90 9%	13 4%
Tend to trust	7396 29%	2025 27%	207 21%	63 19%	285 29%	112 36%	404 40%	140 44%	220 22%	64 21%	266 27%	68 22%	373 37%	102 34%	511 50%	169 56%	392 39%	126 41%	263 26%	69 23%	306 31%	92 31%	339 34%	63 21%	439 44%	133 44%
Tend not to trust	8225 33%	2756 36%	373 37%	141 44%	429 43%	129 41%	334 33%	107 34%	412 41%	114 38%	338 34%	137 45%	333 33%	105 35%	175 17%	67 22%	318 32%	104 34%	290 29%	79 26%	189 19%	56 19%	222 22%	74 25%	267 27%	97 32%
Totally distrust	4081 16%	1483 19%	157 16%	47 15%	156 16%	43 14%	88 9%	34 11%	128 13%	56 19%	100 10%	31 10%	66 7%	21 7%	38 4%	7 2%	110 11%	30 10%	225 23%	86 28%	77 8%	27 9%	185 18%	100 33%	95 9%	28 9%
Do not know	3430 14%	960 13%	228 23%	67 21%	70 7%	15 5%	42 4%	13 4%	213 21%	57 19%	284 28%	66 22%	171 17%	63 21%	36 4%	7 2%	142 14%	41 13%	80 8%	27 9%	127 13%	36 12%	115 11%	45 15%	115 11%	29 10%
Total 'Trust'	9367 37%	2412 32%	243 24%	69 21%	345 35%	126 40%	544 54%	162 51%	249 25%	73 24%	278 28%	70 23%	431 43%	111 37%	766 75%	221 73%	433 43%	130 43%	404 40%	110 36%	607 61%	181 60%	481 48%	83 27%	529 53%	146 49%
Total 'Distrust'	12306 49%	4239 56%	530 53%	188 58%	585 59%	172 55%	422 42%	141 45%	540 54%	170 57%	438 44%	168 55%	399 40%	126 42%	213 21%	74 25%	428 43%	134 44%	515 52%	165 55%	266 27%	83 28%	407 41%	174 58%	362 36%	125 42%

This is the English version of the results of the *2011 World Youths Survey*, which were published by the French think tank *Fondation pour l'Innovation politique*. Our publications are available in French and English at [www.fondapol.org](http://www.fondapol.org).

Fieldwork dates: June-July 2010
















# 2011 World Youths

Q9. What is your view on the following rights? Everybody should have the right to...

A free university education

[ONE ANSWER ONLY]

	TOTAL		 DE		 EE		 EL		 ES		 FI		 FR		 HU		 IT		 PL		 RO		 SE		 UK		 CA	
	16-29	30-50	16-29	30-50	16-29	30-50	16-29	30-50	16-29	30-50	16-29	30-50	16-29	30-50	16-29	30-50	16-29	30-50	16-29	30-50	16-29	30-50	16-29	30-50	16-29	30-50	16-29	30-50
Total	25103	7611	1001	302	1002	310	1001	301	1004	306	1001	303	1004	301	1014	301	1005	305	1005	306	1008	301	1000	303	1005	300	1015	304
Totally agree	14386 57%	4027 53%	480 48%	146 48%	600 60%	174 56%	808 81%	230 76%	589 59%	176 58%	541 54%	128 42%	540 54%	180 60%	524 52%	130 43%	420 42%	130 43%	717 71%	187 61%	662 66%	172 57%	554 55%	127 42%	355 35%	98 33%	417 41%	112 37%
Tend to agree	7134 28%	2436 32%	350 35%	107 35%	277 28%	107 35%	136 14%	57 19%	332 33%	107 35%	325 32%	113 37%	383 38%	108 36%	312 31%	106 35%	397 40%	123 40%	223 22%	90 29%	235 23%	88 29%	287 29%	116 38%	363 36%	125 42%	353 35%	110 36%
Tend to disagree	2213 9%	753 10%	100 10%	30 10%	93 9%	24 8%	19 2%	10 3%	48 5%	16 5%	67 7%	40 13%	42 4%	7 2%	108 11%	38 13%	144 14%	40 13%	38 4%	22 7%	55 5%	29 10%	90 9%	45 15%	182 18%	59 20%	165 16%	56 18%
Totally disagree	698 3%	235 3%	37 4%	8 3%	25 2%	4 1%	17 2%	3 1%	6 1%	2 1%	15 1%	14 5%	6 1%	1 *	40 4%	18 6%	23 2%	6 2%	14 1%	2 1%	23 2%	7 2%	19 2%	5 2%	74 7%	10 3%	46 5%	16 5%
Do not know	672 3%	160 2%	34 3%	11 4%	7 1%	1 *	21 2%	1 *	29 3%	5 2%	53 5%	8 3%	33 3%	5 2%	30 3%	9 3%	21 2%	6 2%	13 1%	5 2%	33 3%	5 2%	50 5%	10 3%	31 3%	8 3%	34 3%	10 3%
Total 'Agree'	21520 86%	6463 85%	830 83%	253 84%	877 88%	281 91%	944 94%	287 95%	921 92%	283 92%	866 87%	241 80%	923 92%	288 96%	836 82%	236 78%	817 81%	253 83%	940 94%	277 91%	897 89%	260 86%	841 84%	243 80%	718 71%	223 74%	770 76%	222 73%
Total 'Disagree'	2911 12%	988 13%	137 14%	38 13%	118 12%	28 9%	36 4%	13 4%	54 5%	18 6%	82 8%	54 18%	48 5%	8 3%	148 15%	56 19%	167 17%	46 15%	52 5%	24 8%	78 8%	36 12%	109 11%	50 17%	256 25%	69 23%	211 21%	72 24%

This is the English version of the results of the *2011 World Youths Survey*, which were published by the French think tank *Fondation pour l'Innovation politique*. Our publications are available in French and English at [www.fondapol.org](http://www.fondapol.org).

Fieldwork dates: June-July 2010





Q9. What is your view on the following rights? Everybody should have the right to...

A free university education

[ONE ANSWER ONLY]

	TOTAL		US		MX		BR		AU		JP		CN		IN		RU		TR		IL		MA		ZA	
	16-29	30-50	16-29	30-50	16-29	30-50	16-29	30-50	16-29	30-50	16-29	30-50	16-29	30-50	16-29	30-50	16-29	30-50	16-29	30-50	16-29	30-50	16-29	30-50	16-29	30-50
Total	25103	7611	1001	324	1000	313	1008	316	1002	300	1000	304	1001	300	1015	302	1003	305	999	302	1000	300	1003	302	1006	300
Totally agree	14386 57%	4027 53%	395 39%	108 33%	826 83%	236 75%	772 77%	264 84%	401 40%	128 43%	179 18%	36 12%	478 48%	130 43%	702 69%	200 66%	671 67%	148 49%	807 81%	230 76%	658 66%	191 64%	852 85%	274 91%	438 44%	92 31%
Tend to agree	7134 28%	2436 32%	312 31%	116 36%	156 16%	72 23%	190 19%	45 14%	415 41%	113 38%	389 39%	137 45%	425 42%	141 47%	251 25%	81 27%	246 25%	118 39%	141 14%	54 18%	205 21%	72 24%	110 11%	19 6%	321 32%	111 37%
Tend to disagree	2213 9%	753 10%	171 17%	52 16%	12 1%	2 1%	31 3%	6 2%	142 14%	42 14%	218 22%	73 24%	66 7%	20 7%	50 5%	15 5%	69 7%	28 9%	32 3%	7 2%	75 8%	23 8%	21 2%	4 1%	175 17%	65 22%
Totally disagree	698 3%	235 3%	70 7%	36 11%	2 *	1 *	10 1%	- -	14 1%	6 2%	104 10%	36 12%	24 2%	8 3%	7 1%	5 2%	10 1%	4 1%	10 1%	7 2%	31 3%	8 3%	10 1%	1 *	61 6%	27 9%
Do not know	672 3%	160 2%	53 5%	12 4%	4 *	2 1%	5 *	1 *	30 3%	11 4%	110 11%	22 7%	8 1%	1 *	5 *	1 *	7 1%	7 2%	9 1%	4 1%	31 3%	6 2%	10 1%	4 1%	11 1%	5 2%
Total 'Agree'	21520 86%	6463 85%	707 71%	224 69%	982 98%	308 98%	962 95%	309 98%	816 81%	241 80%	568 57%	173 57%	903 90%	271 90%	953 94%	281 93%	917 91%	266 87%	948 95%	284 94%	863 86%	263 88%	962 96%	293 97%	759 75%	203 68%
Total 'Disagree'	2911 12%	988 13%	241 24%	88 27%	14 1%	3 1%	41 4%	6 2%	156 16%	48 16%	322 32%	109 36%	90 9%	28 9%	57 6%	20 7%	79 8%	32 10%	42 4%	14 5%	106 11%	31 10%	31 3%	5 2%	236 23%	92 31%

This is the English version of the results of the *2011 World Youths Survey*, which were published by the French think tank *Fondation pour l'Innovation politique*. Our publications are available in French and English at [www.fondapol.org](http://www.fondapol.org).

Fieldwork dates: June-July 2010



Q9. What is your view on the following rights? Everybody should have the right to...

Receive unemployment benefits and refuse a job which does not correspond to their qualifications

[ONE ANSWER ONLY]

	TOTAL																											
	16-29	30-50	16-29	30-50	16-29	30-50	16-29	30-50	16-29	30-50	16-29	30-50	16-29	30-50	16-29	30-50	16-29	30-50	16-29	30-50	16-29	30-50	16-29	30-50	16-29	30-50	16-29	30-50
Total	25103	7611	1001	302	1002	310	1001	301	1004	306	1001	303	1004	301	1014	301	1005	305	1005	306	1008	301	1000	303	1005	300	1015	304
Totally agree	6973 28%	1913 25%	184 18%	65 22%	365 36%	117 38%	363 36%	93 31%	210 21%	48 16%	277 28%	67 22%	258 26%	79 26%	256 25%	65 22%	135 13%	40 13%	256 25%	78 25%	382 38%	90 30%	352 35%	87 29%	97 10%	27 9%	208 20%	60 20%
Tend to agree	8158 32%	2419 32%	368 37%	110 36%	393 39%	113 36%	304 30%	82 27%	372 37%	95 31%	342 34%	103 34%	375 37%	113 38%	342 34%	107 36%	329 33%	77 25%	327 33%	95 31%	288 29%	102 34%	347 35%	103 34%	228 23%	50 17%	329 32%	87 29%
Tend to disagree	6054 24%	1992 26%	262 26%	74 25%	176 18%	68 22%	221 22%	84 28%	268 27%	104 34%	222 22%	91 30%	227 23%	68 23%	237 23%	76 25%	354 35%	115 38%	254 25%	86 28%	186 18%	60 20%	183 18%	71 23%	352 35%	103 34%	281 28%	101 33%
Totally disagree	2843 11%	1064 14%	144 14%	44 15%	32 3%	6 2%	87 9%	40 13%	108 11%	52 17%	97 10%	37 12%	105 10%	36 12%	138 14%	43 14%	166 17%	69 23%	131 13%	43 14%	108 11%	44 15%	60 6%	32 11%	278 28%	100 33%	132 13%	43 14%
Do not know	1075 4%	223 3%	43 4%	9 3%	36 4%	6 2%	26 3%	2 1%	46 5%	7 2%	63 6%	5 2%	39 4%	5 2%	41 4%	10 3%	21 2%	4 1%	37 4%	4 1%	44 4%	5 2%	58 6%	10 3%	50 5%	20 7%	65 6%	13 4%
Total 'Agree'	15131 60%	4332 57%	552 55%	175 58%	758 76%	230 74%	667 67%	175 58%	582 58%	143 47%	619 62%	170 56%	633 63%	192 64%	598 59%	172 57%	464 46%	117 38%	583 58%	173 57%	670 66%	192 64%	699 70%	190 63%	325 32%	77 26%	537 53%	147 48%
Total 'Disagree'	8897 35%	3056 40%	406 41%	118 39%	208 21%	74 24%	308 31%	124 41%	376 37%	156 51%	319 32%	128 42%	332 33%	104 35%	375 37%	119 40%	520 52%	184 60%	385 38%	129 42%	294 29%	104 35%	243 24%	103 34%	630 63%	203 68%	413 41%	144 47%

This is the English version of the results of the *2011 World Youths Survey*, which were published by the French think tank *Fondation pour l'Innovation politique*. Our publications are available in French and English at [www.fondapol.org](http://www.fondapol.org).

Fieldwork dates: June-July 2010



Q9. What is your view on the following rights? Everybody should have the right to...

Receive unemployment benefits and refuse a job which does not correspond to their qualifications

[ONE ANSWER ONLY]

	TOTAL		US		MX		BR		AU		JP		CN		IN		RU		TR		IL		MA		ZA	
	16-29	30-50	16-29	30-50	16-29	30-50	16-29	30-50	16-29	30-50	16-29	30-50	16-29	30-50	16-29	30-50	16-29	30-50	16-29	30-50	16-29	30-50	16-29	30-50	16-29	30-50
Total	25103	7611	1001	324	1000	313	1008	316	1002	300	1000	304	1001	300	1015	302	1003	305	999	302	1000	300	1003	302	1006	300
Totally agree	6973 28%	1913 25%	148 15%	48 15%	334 33%	106 34%	329 33%	88 28%	116 12%	35 12%	115 12%	24 8%	204 20%	37 12%	343 34%	85 28%	356 35%	94 31%	562 56%	173 57%	360 36%	100 33%	562 56%	171 57%	201 20%	36 12%
Tend to agree	8158 32%	2419 32%	268 27%	98 30%	339 34%	118 38%	315 31%	100 32%	294 29%	69 23%	329 33%	99 33%	400 40%	149 50%	382 38%	115 38%	393 39%	124 41%	276 28%	84 28%	278 28%	84 28%	281 28%	71 24%	259 26%	71 24%
Tend to disagree	6054 24%	1992 26%	294 29%	87 27%	255 26%	68 22%	239 24%	87 28%	351 35%	95 32%	306 31%	100 33%	315 31%	85 28%	184 18%	63 21%	185 18%	64 21%	94 9%	26 9%	193 19%	78 26%	105 10%	34 11%	310 31%	104 35%
Totally disagree	2843 11%	1064 14%	194 19%	70 22%	53 5%	17 5%	114 11%	38 12%	175 17%	87 29%	132 13%	56 18%	45 4%	14 5%	88 9%	35 12%	47 5%	16 5%	41 4%	11 4%	129 13%	30 10%	39 4%	19 6%	200 20%	82 27%
Do not know	1075 4%	223 3%	97 10%	21 6%	19 2%	4 1%	11 1%	3 1%	66 7%	14 5%	118 12%	25 8%	37 4%	15 5%	18 2%	4 1%	22 2%	7 2%	26 3%	8 3%	40 4%	8 3%	16 2%	7 2%	36 4%	7 2%
Total 'Agree'	15131 60%	4332 57%	416 42%	146 45%	673 67%	224 72%	644 64%	188 59%	410 41%	104 35%	444 44%	123 40%	604 60%	186 62%	725 71%	200 66%	749 75%	218 71%	838 84%	257 85%	638 64%	184 61%	843 84%	242 80%	460 46%	107 36%
Total 'Disagree'	8897 35%	3056 40%	488 49%	157 48%	308 31%	85 27%	353 35%	125 40%	526 52%	182 61%	438 44%	156 51%	360 36%	99 33%	272 27%	98 32%	232 23%	80 26%	135 14%	37 12%	322 32%	108 36%	144 14%	53 18%	510 51%	186 62%

This is the English version of the results of the *2011 World Youths Survey*, which were published by the French think tank *Fondation pour l'Innovation politique*. Our publications are available in French and English at [www.fondapol.org](http://www.fondapol.org).

Fieldwork dates: June-July 2010





# 2011 World Youths

Q9. What is your view on the following rights? Everybody should have the right to...

Wear visible religious symbols in the workplace

[ONE ANSWER ONLY]

	TOTAL																											
	16-29	30-50	16-29	30-50	16-29	30-50	16-29	30-50	16-29	30-50	16-29	30-50	16-29	30-50	16-29	30-50	16-29	30-50	16-29	30-50	16-29	30-50	16-29	30-50	16-29	30-50	16-29	30-50
Total	25103	7611	1001	302	1002	310	1001	301	1004	306	1001	303	1004	301	1014	301	1005	305	1005	306	1008	301	1000	303	1005	300	1015	304
Totally agree	4775 19%	1053 14%	118 12%	25 8%	131 13%	25 8%	159 16%	27 9%	120 12%	21 7%	202 20%	26 9%	58 6%	8 3%	191 19%	41 14%	125 12%	48 16%	287 29%	52 17%	247 25%	57 19%	238 24%	26 9%	179 18%	46 15%	153 15%	33 11%
Tend to agree	6917 28%	1941 26%	300 30%	82 27%	224 22%	68 22%	172 17%	46 15%	295 29%	75 25%	266 27%	81 27%	164 16%	30 10%	229 23%	58 19%	343 34%	98 32%	323 32%	102 33%	251 25%	55 18%	305 31%	103 34%	392 39%	111 37%	299 29%	66 22%
Tend to disagree	6740 27%	2288 30%	298 30%	92 30%	353 35%	134 43%	250 25%	74 25%	269 27%	101 33%	259 26%	101 33%	337 34%	120 40%	330 33%	99 33%	315 31%	82 27%	186 19%	70 23%	219 22%	98 33%	232 23%	92 30%	222 22%	75 25%	250 25%	93 31%
Totally disagree	4924 20%	1877 25%	225 22%	84 28%	208 21%	64 21%	376 38%	147 49%	218 22%	79 26%	171 17%	72 24%	373 37%	132 44%	194 19%	84 28%	168 17%	59 19%	130 13%	59 19%	215 21%	77 26%	144 14%	59 19%	142 14%	47 16%	228 22%	95 31%
Do not know	1747 7%	452 6%	60 6%	19 6%	86 9%	19 6%	44 4%	7 2%	102 10%	30 10%	103 10%	23 8%	72 7%	11 4%	70 7%	19 6%	54 5%	18 6%	79 8%	23 8%	76 8%	14 5%	81 8%	23 8%	70 7%	21 7%	85 8%	17 6%
Total 'Agree'	11692 47%	2994 39%	418 42%	107 35%	355 35%	93 30%	331 33%	73 24%	415 41%	96 31%	468 47%	107 35%	222 22%	38 13%	420 41%	99 33%	468 47%	146 48%	610 61%	154 50%	498 49%	112 37%	543 54%	129 43%	571 57%	157 52%	452 45%	99 33%
Total 'Disagree'	11664 46%	4165 55%	523 52%	176 58%	561 56%	198 64%	626 63%	221 73%	487 49%	180 59%	430 43%	173 57%	710 71%	252 84%	524 52%	183 61%	483 48%	141 46%	316 31%	129 42%	434 43%	175 58%	376 38%	151 50%	364 36%	122 41%	478 47%	188 62%

This is the English version of the results of the 2011 World Youths Survey, which were published by the French think tank Fondation pour l'Innovation politique. Our publications are available in French and English at [www.fondapol.org](http://www.fondapol.org).

Fieldwork dates: June-July 2010





Q9. What is your view on the following rights? Everybody should have the right to...

Wear visible religious symbols in the workplace

[ONE ANSWER ONLY]

	TOTAL		US		MX		BR		AU		JP		CN		IN		RU		TR		IL		MA		ZA	
	16-29	30-50	16-29	30-50	16-29	30-50	16-29	30-50	16-29	30-50	16-29	30-50	16-29	30-50	16-29	30-50	16-29	30-50	16-29	30-50	16-29	30-50	16-29	30-50	16-29	30-50
Total	25103	7611	1001	324	1000	313	1008	316	1002	300	1000	304	1001	300	1015	302	1003	305	999	302	1000	300	1003	302	1006	300
Totally agree	4775 19%	1053 14%	281 28%	72 22%	149 15%	44 14%	179 18%	57 18%	141 14%	28 9%	28 3%	5 2%	106 11%	21 7%	218 21%	50 17%	111 11%	22 7%	289 29%	68 23%	410 41%	114 38%	368 37%	76 25%	287 29%	61 20%
Tend to agree	6917 28%	1941 26%	365 36%	137 42%	272 27%	80 26%	234 23%	64 20%	355 35%	84 28%	164 16%	35 12%	393 39%	120 40%	250 25%	60 20%	261 26%	80 26%	209 21%	45 15%	243 24%	76 25%	290 29%	76 25%	318 32%	109 36%
Tend to disagree	6740 27%	2288 30%	161 16%	55 17%	324 32%	114 36%	311 31%	109 34%	262 26%	74 25%	340 34%	100 33%	344 34%	112 37%	265 26%	92 30%	376 37%	126 41%	248 25%	78 26%	195 20%	63 21%	173 17%	69 23%	221 22%	65 22%
Totally disagree	4924 20%	1877 25%	96 10%	38 12%	196 20%	66 21%	254 25%	79 25%	170 17%	97 32%	280 28%	116 38%	95 9%	27 9%	263 26%	93 31%	188 19%	56 18%	218 22%	101 33%	105 11%	34 11%	125 12%	60 20%	142 14%	52 17%
Do not know	1747 7%	452 6%	98 10%	22 7%	59 6%	9 3%	30 3%	7 2%	74 7%	17 6%	188 19%	48 16%	63 6%	20 7%	19 2%	7 2%	67 7%	21 7%	35 4%	10 3%	47 5%	13 4%	47 5%	21 7%	38 4%	13 4%
Total 'Agree'	11692 47%	2994 39%	646 65%	209 65%	421 42%	124 40%	413 41%	121 38%	496 50%	112 37%	192 19%	40 13%	499 50%	141 47%	468 46%	110 36%	372 37%	102 33%	498 50%	113 37%	653 65%	190 63%	658 66%	152 50%	605 60%	170 57%
Total 'Disagree'	11664 46%	4165 55%	257 26%	93 29%	520 52%	180 58%	565 56%	188 59%	432 43%	171 57%	620 62%	216 71%	439 44%	139 46%	528 52%	185 61%	564 56%	182 60%	466 47%	179 59%	300 30%	97 32%	298 30%	129 43%	363 36%	117 39%

This is the English version of the results of the *2011 World Youths Survey*, which were published by the French think tank *Fondation pour l'Innovation politique*. Our publications are available in French and English at [www.fondapol.org](http://www.fondapol.org).

Fieldwork dates: June-July 2010



Q9. What is your view on the following rights? Everybody should have the right to...

Get free healthcare if they have no income

[ONE ANSWER ONLY]

	TOTAL																											
	16-29	30-50	16-29	30-50	16-29	30-50	16-29	30-50	16-29	30-50	16-29	30-50	16-29	30-50	16-29	30-50	16-29	30-50	16-29	30-50	16-29	30-50	16-29	30-50	16-29	30-50	16-29	30-50
Total	25103	7611	1001	302	1002	310	1001	301	1004	306	1001	303	1004	301	1014	301	1005	305	1005	306	1008	301	1000	303	1005	300	1015	304
Totally agree	13640 54%	4084 54%	493 49%	162 54%	600 60%	201 65%	703 70%	210 70%	495 49%	155 51%	607 61%	198 65%	421 42%	134 45%	389 38%	114 38%	575 57%	183 60%	558 56%	139 45%	678 67%	178 59%	623 62%	174 57%	379 38%	109 36%	432 43%	133 44%
Tend to agree	7815 31%	2596 34%	386 39%	108 36%	323 32%	94 30%	182 18%	79 26%	353 35%	114 37%	270 27%	86 28%	396 39%	133 44%	334 33%	93 31%	310 31%	94 31%	323 32%	128 42%	211 21%	79 26%	240 24%	92 30%	414 41%	135 45%	387 38%	120 39%
Tend to disagree	1929 8%	516 7%	68 7%	19 6%	54 5%	10 3%	45 4%	8 3%	94 9%	22 7%	52 5%	12 4%	106 11%	21 7%	147 14%	54 18%	71 7%	22 7%	66 7%	25 8%	50 5%	24 8%	57 6%	25 8%	117 12%	27 9%	94 9%	29 10%
Totally disagree	875 3%	249 3%	23 2%	6 2%	17 2%	4 1%	48 5%	4 1%	20 2%	7 2%	18 2%	5 2%	39 4%	7 2%	100 10%	27 9%	27 3%	3 1%	22 2%	5 2%	36 4%	14 5%	28 3%	7 2%	46 5%	12 4%	48 5%	13 4%
Do not know	844 3%	166 2%	31 3%	7 2%	8 1%	1 *	23 2%	- -	42 4%	8 3%	54 5%	2 1%	42 4%	6 2%	44 4%	13 4%	22 2%	3 1%	36 4%	9 3%	33 3%	6 2%	52 5%	5 2%	49 5%	17 6%	54 5%	9 3%
Total 'Agree'	21455 85%	6680 88%	879 88%	270 89%	923 92%	295 95%	885 88%	289 96%	848 84%	269 88%	877 88%	284 94%	817 81%	267 89%	723 71%	207 69%	885 88%	277 91%	881 88%	267 87%	889 88%	257 85%	863 86%	266 88%	793 79%	244 81%	819 81%	253 83%
Total 'Disagree'	2804 11%	765 10%	91 9%	25 8%	71 7%	14 5%	93 9%	12 4%	114 11%	29 9%	70 7%	17 6%	145 14%	28 9%	247 24%	81 27%	98 10%	25 8%	88 9%	30 10%	86 9%	38 13%	85 9%	32 11%	163 16%	39 13%	142 14%	42 14%

This is the English version of the results of the 2011 World Youths Survey, which were published by the French think tank Fondation pour l'Innovation politique. Our publications are available in French and English at [www.fondapol.org](http://www.fondapol.org).

Fieldwork dates: June-July 2010



# 2011 World Youths

Q9. What is your view on the following rights? Everybody should have the right to...

Get free healthcare if they have no income

[ONE ANSWER ONLY]

	TOTAL		US		MX		BR		AU		JP		CN		IN		RU		TR		IL		MA		ZA	
	16-29	30-50	16-29	30-50	16-29	30-50	16-29	30-50	16-29	30-50	16-29	30-50	16-29	30-50	16-29	30-50	16-29	30-50	16-29	30-50	16-29	30-50	16-29	30-50	16-29	30-50
Total	25103	7611	1001	324	1000	313	1008	316	1002	300	1000	304	1001	300	1015	302	1003	305	999	302	1000	300	1003	302	1006	300
Totally agree	13640 54%	4084 54%	306 31%	101 31%	664 66%	187 60%	793 79%	245 78%	341 34%	109 36%	253 25%	54 18%	342 34%	85 28%	640 63%	185 61%	664 66%	175 57%	774 77%	239 79%	600 60%	188 63%	780 78%	281 93%	530 53%	145 48%
Tend to agree	7815 31%	2596 34%	339 34%	128 40%	290 29%	111 35%	152 15%	55 17%	445 44%	140 47%	475 48%	171 56%	529 53%	192 64%	299 29%	92 30%	291 29%	116 38%	157 16%	45 15%	232 23%	70 23%	153 15%	12 4%	324 32%	109 36%
Tend to disagree	1929 8%	516 7%	182 18%	42 13%	30 3%	10 3%	35 3%	4 1%	123 12%	28 9%	136 14%	40 13%	78 8%	13 4%	46 5%	18 6%	35 3%	7 2%	33 3%	9 3%	73 7%	20 7%	49 5%	3 1%	88 9%	24 8%
Totally disagree	875 3%	249 3%	91 9%	38 12%	7 1%	4 1%	19 2%	10 3%	44 4%	14 5%	44 4%	16 5%	39 4%	9 3%	19 2%	6 2%	9 1%	1 *	19 2%	5 2%	53 5%	14 5%	14 1%	- -	45 4%	18 6%
Do not know	844 3%	166 2%	83 8%	15 5%	9 1%	1 *	9 1%	2 1%	49 5%	9 3%	92 9%	23 8%	13 1%	1 *	11 1%	1 *	4 *	6 2%	16 2%	4 1%	42 4%	8 3%	7 1%	6 2%	19 2%	4 1%
Total 'Agree'	21455 85%	6680 88%	645 64%	229 71%	954 95%	298 95%	945 94%	300 95%	786 78%	249 83%	728 73%	225 74%	871 87%	277 92%	939 93%	277 92%	955 95%	291 95%	931 93%	284 94%	832 83%	258 86%	933 93%	293 97%	854 85%	254 85%
Total 'Disagree'	2804 11%	765 10%	273 27%	80 25%	37 4%	14 4%	54 5%	14 4%	167 17%	42 14%	180 18%	56 18%	117 12%	22 7%	65 6%	24 8%	44 4%	8 3%	52 5%	14 5%	126 13%	34 11%	63 6%	3 1%	133 13%	42 14%

This is the English version of the results of the *2011 World Youths Survey*, which were published by the French think tank *Fondation pour l'Innovation politique*. Our publications are available in French and English at [www.fondapol.org](http://www.fondapol.org).

Fieldwork dates: June-July 2010





Q10. What is your view on the following obligations? Everybody should...

Do their best at work regardless of how much money they are paid

[ONE ANSWER ONLY]

	TOTAL																											
	16-29	30-50	16-29	30-50	16-29	30-50	16-29	30-50	16-29	30-50	16-29	30-50	16-29	30-50	16-29	30-50	16-29	30-50	16-29	30-50	16-29	30-50	16-29	30-50	16-29	30-50	16-29	30-50
Total	25103	7611	1001	302	1002	310	1001	301	1004	306	1001	303	1004	301	1014	301	1005	305	1005	306	1008	301	1000	303	1005	300	1015	304
Totally agree	11548 46%	3367 44%	325 32%	90 30%	284 28%	60 19%	458 46%	107 36%	244 24%	58 19%	451 45%	132 44%	397 40%	116 39%	483 48%	137 46%	389 39%	113 37%	350 35%	95 31%	476 47%	134 45%	598 60%	170 56%	485 48%	137 46%	541 53%	172 57%
Tend to agree	9148 36%	2890 38%	490 49%	139 46%	400 40%	123 40%	324 32%	133 44%	406 40%	152 50%	377 38%	119 39%	455 45%	142 47%	365 36%	110 37%	467 46%	145 48%	385 38%	121 40%	327 32%	102 34%	297 30%	101 33%	408 41%	130 43%	371 37%	101 33%
Tend to disagree	2927 12%	961 13%	130 13%	49 16%	249 25%	102 33%	152 15%	50 17%	230 23%	73 24%	101 10%	34 11%	102 10%	32 11%	104 10%	32 11%	106 11%	35 11%	177 18%	68 22%	132 13%	44 15%	50 5%	20 7%	63 6%	18 6%	63 6%	20 7%
Totally disagree	799 3%	266 3%	29 3%	17 6%	53 5%	23 7%	41 4%	8 3%	80 8%	18 6%	21 2%	14 5%	17 2%	6 2%	26 3%	11 4%	24 2%	8 3%	61 6%	16 5%	44 4%	14 5%	14 1%	7 2%	9 1%	4 1%	13 1%	4 1%
Do not know	681 3%	127 2%	27 3%	7 2%	16 2%	2 1%	26 3%	3 1%	44 4%	5 2%	51 5%	4 1%	33 3%	5 2%	36 4%	11 4%	19 2%	4 1%	32 3%	6 2%	29 3%	7 2%	41 4%	5 2%	40 4%	11 4%	27 3%	7 2%
Total 'Agree'	20696 82%	6257 82%	815 81%	229 76%	684 68%	183 59%	782 78%	240 80%	650 65%	210 69%	828 83%	251 83%	852 85%	258 86%	848 84%	247 82%	856 85%	258 85%	735 73%	216 71%	803 80%	236 78%	895 90%	271 89%	893 89%	267 89%	912 90%	273 90%
Total 'Disagree'	3726 15%	1227 16%	159 16%	66 22%	302 30%	125 40%	193 19%	58 19%	310 31%	91 30%	122 12%	48 16%	119 12%	38 13%	130 13%	43 14%	130 13%	43 14%	238 24%	84 27%	176 17%	58 19%	64 6%	27 9%	72 7%	22 7%	76 7%	24 8%

This is the English version of the results of the *2011 World Youths Survey*, which were published by the French think tank *Fondation pour l'Innovation politique*. Our publications are available in French and English at [www.fondapol.org](http://www.fondapol.org).

Fieldwork dates: June-July 2010



Q10. What is your view on the following obligations? Everybody should...

Do their best at work regardless of how much money they are paid

[ONE ANSWER ONLY]

	TOTAL		US		MX		BR		AU		JP		CN		IN		RU		TR		IL		MA		ZA	
	16-29	30-50	16-29	30-50	16-29	30-50	16-29	30-50	16-29	30-50	16-29	30-50	16-29	30-50	16-29	30-50	16-29	30-50	16-29	30-50	16-29	30-50	16-29	30-50	16-29	30-50
Total	25103	7611	1001	324	1000	313	1008	316	1002	300	1000	304	1001	300	1015	302	1003	305	999	302	1000	300	1003	302	1006	300
Totally agree	11548 46%	3367 44%	579 58%	184 57%	444 44%	171 55%	621 62%	193 61%	428 43%	126 42%	259 26%	62 20%	365 36%	79 26%	575 57%	167 55%	178 18%	44 14%	747 75%	243 80%	587 59%	165 55%	651 65%	209 69%	633 63%	203 68%
Tend to agree	9148 36%	2890 38%	331 33%	127 39%	365 37%	101 32%	291 29%	104 33%	452 45%	142 47%	525 53%	184 61%	470 47%	154 51%	320 32%	104 34%	371 37%	100 33%	176 18%	40 13%	273 27%	84 28%	222 22%	52 17%	280 28%	80 27%
Tend to disagree	2927 12%	961 13%	55 5%	7 2%	139 14%	34 11%	76 8%	15 5%	82 8%	26 9%	111 11%	33 11%	113 11%	49 16%	96 9%	26 9%	318 32%	118 39%	51 5%	9 3%	76 8%	26 9%	85 8%	28 9%	66 7%	13 4%
Totally disagree	799 3%	266 3%	7 1%	3 1%	37 4%	7 2%	13 1%	4 1%	8 1%	2 1%	35 4%	11 4%	39 4%	16 5%	19 2%	4 1%	113 11%	35 11%	18 2%	6 2%	27 3%	15 5%	37 4%	10 3%	14 1%	3 1%
Do not know	681 3%	127 2%	29 3%	3 1%	15 2%	- -	7 1%	- -	32 3%	4 1%	70 7%	14 5%	14 1%	2 1%	5 *	1 *	23 2%	8 3%	7 1%	4 1%	37 4%	10 3%	8 1%	3 1%	13 1%	1 *
Total 'Agree'	20696 82%	6257 82%	910 91%	311 96%	809 81%	272 87%	912 90%	297 94%	880 88%	268 89%	784 78%	246 81%	835 83%	233 78%	895 88%	271 90%	549 55%	144 47%	923 92%	283 94%	860 86%	249 83%	873 87%	261 86%	913 91%	283 94%
Total 'Disagree'	3726 15%	1227 16%	62 6%	10 3%	176 18%	41 13%	89 9%	19 6%	90 9%	28 9%	146 15%	44 14%	152 15%	65 22%	115 11%	30 10%	431 43%	153 50%	69 7%	15 5%	103 10%	41 14%	122 12%	38 13%	80 8%	16 5%

This is the English version of the results of the *2011 World Youths Survey*, which were published by the French think tank *Fondation pour l'Innovation politique*. Our publications are available in French and English at [www.fondapol.org](http://www.fondapol.org).

Fieldwork dates: June-July 2010





Q10. What is your view on the following obligations? Everybody should...

Help those in need, by devoting part of their time to them or by giving them money

[ONE ANSWER ONLY]

	TOTAL																											
	16-29	30-50	16-29	30-50	16-29	30-50	16-29	30-50	16-29	30-50	16-29	30-50	16-29	30-50	16-29	30-50	16-29	30-50	16-29	30-50	16-29	30-50	16-29	30-50	16-29	30-50	16-29	30-50
Total	25103	7611	1001	302	1002	310	1001	301	1004	306	1001	303	1004	301	1014	301	1005	305	1005	306	1008	301	1000	303	1005	300	1015	304
Totally agree	7314 29%	1965 26%	159 16%	48 16%	125 12%	19 6%	374 37%	80 27%	198 20%	51 17%	302 30%	75 25%	147 15%	46 15%	253 25%	85 28%	196 20%	65 21%	227 23%	56 18%	444 44%	102 34%	224 22%	54 18%	189 19%	21 7%	242 24%	65 21%
Tend to agree	11763 47%	3819 50%	506 51%	166 55%	452 45%	159 51%	462 46%	180 60%	548 55%	186 61%	458 46%	165 54%	572 57%	170 56%	501 49%	139 46%	570 57%	178 58%	498 50%	172 56%	393 39%	150 50%	471 47%	134 44%	506 50%	153 51%	532 52%	162 53%
Tend to disagree	4025 16%	1261 17%	233 23%	57 19%	326 33%	104 34%	122 12%	36 12%	170 17%	52 17%	140 14%	46 15%	179 18%	46 15%	174 17%	55 18%	177 18%	46 15%	163 16%	58 19%	116 12%	33 11%	195 20%	75 25%	194 19%	85 28%	155 15%	54 18%
Totally disagree	806 3%	274 4%	54 5%	14 5%	53 5%	18 6%	22 2%	3 1%	28 3%	5 2%	25 2%	9 3%	39 4%	24 8%	46 5%	10 3%	30 3%	8 3%	34 3%	9 3%	18 2%	7 2%	35 4%	23 8%	33 3%	12 4%	24 2%	12 4%
Do not know	1195 5%	292 4%	49 5%	17 6%	46 5%	10 3%	21 2%	2 1%	60 6%	12 4%	76 8%	8 3%	67 7%	15 5%	40 4%	12 4%	32 3%	8 3%	83 8%	11 4%	37 4%	9 3%	75 8%	17 6%	83 8%	29 10%	62 6%	11 4%
Total 'Agree'	19077 76%	5784 76%	665 66%	214 71%	577 58%	178 57%	836 84%	260 86%	746 74%	237 77%	760 76%	240 79%	719 72%	216 72%	754 74%	224 74%	766 76%	243 80%	725 72%	228 75%	837 83%	252 84%	695 70%	188 62%	695 69%	174 58%	774 76%	227 75%
Total 'Disagree'	4831 19%	1535 20%	287 29%	71 24%	379 38%	122 39%	144 14%	39 13%	198 20%	57 19%	165 16%	55 18%	218 22%	70 23%	220 22%	65 22%	207 21%	54 18%	197 20%	67 22%	134 13%	40 13%	230 23%	98 32%	227 23%	97 32%	179 18%	66 22%

This is the English version of the results of the *2011 World Youths Survey*, which were published by the French think tank *Fondation pour l'Innovation politique*. Our publications are available in French and English at [www.fondapol.org](http://www.fondapol.org).

Fieldwork dates: June-July 2010



# 2011 World Youths

Q10. What is your view on the following obligations? Everybody should...

Help those in need, by devoting part of their time to them or by giving them money

[ONE ANSWER ONLY]

	TOTAL		US		MX		BR		AU		JP		CN		IN		RU		TR		IL		MA		ZA	
	16-29	30-50	16-29	30-50	16-29	30-50	16-29	30-50	16-29	30-50	16-29	30-50	16-29	30-50	16-29	30-50	16-29	30-50	16-29	30-50	16-29	30-50	16-29	30-50	16-29	30-50
Total	25103	7611	1001	324	1000	313	1008	316	1002	300	1000	304	1001	300	1015	302	1003	305	999	302	1000	300	1003	302	1006	300
Totally agree	7314 29%	1965 26%	295 29%	87 27%	255 26%	75 24%	360 36%	101 32%	211 21%	52 17%	98 10%	23 8%	284 28%	59 20%	555 55%	161 53%	92 9%	21 7%	571 57%	171 57%	443 44%	126 42%	705 70%	231 76%	365 36%	91 30%
Tend to agree	11763 47%	3819 50%	480 48%	164 51%	496 50%	141 45%	455 45%	137 43%	496 50%	155 52%	508 51%	187 62%	616 62%	221 74%	401 40%	124 41%	442 44%	150 49%	338 34%	100 33%	381 38%	122 41%	213 21%	64 21%	468 47%	140 47%
Tend to disagree	4025 16%	1261 17%	131 13%	41 13%	196 20%	77 25%	142 14%	61 19%	191 19%	61 20%	196 20%	49 16%	57 6%	12 4%	44 4%	13 4%	352 35%	99 32%	66 7%	23 8%	116 12%	27 9%	57 6%	3 1%	133 13%	48 16%
Totally disagree	806 3%	274 4%	43 4%	15 5%	31 3%	18 6%	39 4%	11 3%	27 3%	11 4%	48 5%	9 3%	25 2%	6 2%	9 1%	4 1%	68 7%	18 6%	11 1%	3 1%	21 2%	10 3%	24 2%	2 1%	19 2%	13 4%
Do not know	1195 5%	292 4%	52 5%	17 5%	22 2%	2 1%	12 1%	6 2%	77 8%	21 7%	150 15%	36 12%	19 2%	2 1%	6 1%	-	49 5%	17 6%	13 1%	5 2%	39 4%	15 5%	4 *	2 1%	21 2%	8 3%
Total 'Agree'	19077 76%	5784 76%	775 77%	251 77%	751 75%	216 69%	815 81%	238 75%	707 71%	207 69%	606 61%	210 69%	900 90%	280 93%	956 94%	285 94%	534 53%	171 56%	909 91%	271 90%	824 82%	248 83%	918 92%	295 98%	833 83%	231 77%
Total 'Disagree'	4831 19%	1535 20%	174 17%	56 17%	227 23%	95 30%	181 18%	72 23%	218 22%	72 24%	244 24%	58 19%	82 8%	18 6%	53 5%	17 6%	420 42%	117 38%	77 8%	26 9%	137 14%	37 12%	81 8%	5 2%	152 15%	61 20%

This is the English version of the results of the *2011 World Youths Survey*, which were published by the French think tank *Fondation pour l'Innovation politique*. Our publications are available in French and English at [www.fondapol.org](http://www.fondapol.org).

Fieldwork dates: June-July 2010





# 2011 World Youths

Q10. What is your view on the following obligations? Everybody should...

Vote

[ONE ANSWER ONLY]

	TOTAL																											
	16-29	30-50	16-29	30-50	16-29	30-50	16-29	30-50	16-29	30-50	16-29	30-50	16-29	30-50	16-29	30-50	16-29	30-50	16-29	30-50	16-29	30-50	16-29	30-50	16-29	30-50	16-29	30-50
Total	25103	7611	1001	302	1002	310	1001	301	1004	306	1001	303	1004	301	1014	301	1005	305	1005	306	1008	301	1000	303	1005	300	1015	304
Totally agree	12128 48%	3794 50%	471 47%	131 43%	403 40%	134 43%	494 49%	145 48%	403 40%	133 43%	332 33%	117 39%	479 48%	159 53%	397 39%	115 38%	447 44%	144 47%	620 62%	188 61%	547 54%	184 61%	590 59%	201 66%	504 50%	159 53%	449 44%	146 48%
Tend to agree	8264 33%	2562 34%	340 34%	104 34%	381 38%	129 42%	279 28%	88 29%	366 36%	126 41%	332 33%	109 36%	381 38%	111 37%	337 33%	108 36%	405 40%	125 41%	264 26%	89 29%	268 27%	69 23%	246 25%	69 23%	317 32%	93 31%	355 35%	115 38%
Tend to disagree	2700 11%	722 9%	117 12%	36 12%	139 14%	34 11%	123 12%	46 15%	136 14%	32 10%	172 17%	47 16%	79 8%	19 6%	165 16%	44 15%	95 9%	24 8%	58 6%	13 4%	87 9%	24 8%	80 8%	17 6%	113 11%	25 8%	125 12%	23 8%
Totally disagree	1120 4%	323 4%	42 4%	20 7%	57 6%	4 1%	80 8%	19 6%	50 5%	5 2%	72 7%	20 7%	23 2%	7 2%	72 7%	20 7%	34 3%	8 3%	32 3%	8 3%	65 6%	14 5%	32 3%	9 3%	31 3%	11 4%	36 4%	9 3%
Do not know	891 4%	210 3%	31 3%	11 4%	22 2%	9 3%	25 2%	3 1%	49 5%	10 3%	93 9%	10 3%	42 4%	5 2%	43 4%	14 5%	24 2%	4 1%	31 3%	8 3%	41 4%	10 3%	52 5%	7 2%	40 4%	12 4%	50 5%	11 4%
Total 'Agree'	20392 81%	6356 84%	811 81%	235 78%	784 78%	263 85%	773 77%	233 77%	769 77%	259 85%	664 66%	226 75%	860 86%	270 90%	734 72%	223 74%	852 85%	269 88%	884 88%	277 91%	815 81%	253 84%	836 84%	270 89%	821 82%	252 84%	804 79%	261 86%
Total 'Disagree'	3820 15%	1045 14%	159 16%	56 19%	196 20%	38 12%	203 20%	65 22%	186 19%	37 12%	244 24%	67 22%	102 10%	26 9%	237 23%	64 21%	129 13%	32 10%	90 9%	21 7%	152 15%	38 13%	112 11%	26 9%	144 14%	36 12%	161 16%	32 11%

This is the English version of the results of the *2011 World Youths Survey*, which were published by the French think tank *Fondation pour l'Innovation politique*. Our publications are available in French and English at [www.fondapol.org](http://www.fondapol.org).

Fieldwork dates: June-July 2010



# 2011 World Youths

Q10. What is your view on the following obligations? Everybody should...

Vote

[ONE ANSWER ONLY]

	TOTAL		US		MX		BR		AU		JP		CN		IN		RU		TR		IL		MA		ZA	
	16-29	30-50	16-29	30-50	16-29	30-50	16-29	30-50	16-29	30-50	16-29	30-50	16-29	30-50	16-29	30-50	16-29	30-50	16-29	30-50	16-29	30-50	16-29	30-50	16-29	30-50
Total	25103	7611	1001	324	1000	313	1008	316	1002	300	1000	304	1001	300	1015	302	1003	305	999	302	1000	300	1003	302	1006	300
Totally agree	12128 48%	3794 50%	520 52%	183 56%	607 61%	193 62%	530 53%	144 46%	362 36%	110 37%	314 31%	120 39%	242 24%	59 20%	735 72%	219 73%	359 36%	84 28%	780 78%	249 82%	519 52%	142 47%	419 42%	151 50%	605 60%	184 61%
Tend to agree	8264 33%	2562 34%	330 33%	105 32%	291 29%	98 31%	223 22%	73 23%	402 40%	124 41%	483 48%	141 46%	610 61%	205 68%	223 22%	63 21%	419 42%	144 47%	141 14%	34 11%	269 27%	94 31%	328 33%	66 22%	274 27%	80 27%
Tend to disagree	2700 11%	722 9%	84 8%	21 6%	61 6%	13 4%	140 14%	55 17%	145 14%	38 13%	82 8%	18 6%	96 10%	19 6%	46 5%	12 4%	143 14%	51 17%	45 5%	7 2%	133 13%	36 12%	150 15%	43 14%	86 9%	25 8%
Totally disagree	1120 4%	323 4%	22 2%	5 2%	33 3%	6 2%	104 10%	42 13%	57 6%	21 7%	34 3%	7 2%	23 2%	8 3%	6 1%	2 1%	55 5%	15 5%	21 2%	6 2%	41 4%	20 7%	70 7%	30 10%	28 3%	7 2%
Do not know	891 4%	210 3%	45 4%	10 3%	8 1%	3 1%	11 1%	2 1%	36 4%	7 2%	87 9%	18 6%	30 3%	9 3%	5 *	6 2%	27 3%	11 4%	12 1%	6 2%	38 4%	8 3%	36 4%	12 4%	13 1%	4 1%
Total 'Agree'	20392 81%	6356 84%	850 85%	288 89%	898 90%	291 93%	753 75%	217 69%	764 76%	234 78%	797 80%	261 86%	852 85%	264 88%	958 94%	282 93%	778 78%	228 75%	921 92%	283 94%	788 79%	236 79%	747 74%	217 72%	879 87%	264 88%
Total 'Disagree'	3820 15%	1045 14%	106 11%	26 8%	94 9%	19 6%	244 24%	97 31%	202 20%	59 20%	116 12%	25 8%	119 12%	27 9%	52 5%	14 5%	198 20%	66 22%	66 7%	13 4%	174 17%	56 19%	220 22%	73 24%	114 11%	32 11%

This is the English version of the results of the *2011 World Youths Survey*, which were published by the French think tank *Fondation pour l'Innovation politique*. Our publications are available in French and English at [www.fondapol.org](http://www.fondapol.org).

Fieldwork dates: June-July 2010





Q10. What is your view on the following obligations? Everybody should...

Pay their taxes

[ONE ANSWER ONLY]

	TOTAL																											
	16-29	30-50	16-29	30-50	16-29	30-50	16-29	30-50	16-29	30-50	16-29	30-50	16-29	30-50	16-29	30-50	16-29	30-50	16-29	30-50	16-29	30-50	16-29	30-50	16-29	30-50	16-29	30-50
Total	25103	7611	1001	302	1002	310	1001	301	1004	306	1001	303	1004	301	1014	301	1005	305	1005	306	1008	301	1000	303	1005	300	1015	304
Totally agree	11617 46%	3802 50%	417 42%	110 36%	472 47%	152 49%	585 58%	207 69%	364 36%	124 41%	508 51%	179 59%	301 30%	89 30%	443 44%	125 42%	445 44%	160 52%	446 44%	148 48%	576 57%	198 66%	661 66%	210 69%	508 51%	163 54%	446 44%	142 47%
Tend to agree	9141 36%	2845 37%	413 41%	145 48%	395 39%	138 45%	262 26%	71 24%	433 43%	140 46%	339 34%	98 32%	432 43%	151 50%	318 31%	107 36%	401 40%	114 37%	389 39%	119 39%	282 28%	77 26%	205 21%	69 23%	361 36%	108 36%	406 40%	129 42%
Tend to disagree	2337 9%	535 7%	106 11%	26 9%	84 8%	14 5%	70 7%	14 5%	136 14%	28 9%	58 6%	16 5%	153 15%	32 11%	124 12%	36 12%	98 10%	18 6%	80 8%	18 6%	62 6%	13 4%	51 5%	13 4%	72 7%	15 5%	81 8%	23 8%
Totally disagree	1212 5%	272 4%	34 3%	14 5%	31 3%	5 2%	58 6%	6 2%	39 4%	6 2%	39 4%	6 2%	77 8%	24 8%	92 9%	19 6%	43 4%	9 3%	53 5%	12 4%	44 4%	7 2%	33 3%	6 2%	31 3%	5 2%	39 4%	7 2%
Do not know	796 3%	157 2%	31 3%	7 2%	20 2%	1 *	26 3%	3 1%	32 3%	8 3%	57 6%	4 1%	41 4%	5 2%	37 4%	14 5%	18 2%	4 1%	37 4%	9 3%	44 4%	6 2%	50 5%	5 2%	33 3%	9 3%	43 4%	3 1%
Total 'Agree'	20758 83%	6647 87%	830 83%	255 84%	867 87%	290 94%	847 85%	278 92%	797 79%	264 86%	847 85%	277 91%	733 73%	240 80%	761 75%	232 77%	846 84%	274 90%	835 83%	267 87%	858 85%	275 91%	866 87%	279 92%	869 86%	271 90%	852 84%	271 89%
Total 'Disagree'	3549 14%	807 11%	140 14%	40 13%	115 11%	19 6%	128 13%	20 7%	175 17%	34 11%	97 10%	22 7%	230 23%	56 19%	216 21%	55 18%	141 14%	27 9%	133 13%	30 10%	106 11%	20 7%	84 8%	19 6%	103 10%	20 7%	120 12%	30 10%

This is the English version of the results of the *2011 World Youths Survey*, which were published by the French think tank *Fondation pour l'Innovation politique*. Our publications are available in French and English at [www.fondapol.org](http://www.fondapol.org).

Fieldwork dates: June-July 2010















# 2011 World Youths

Q10. What is your view on the following obligations? Everybody should...

Pay their taxes

[ONE ANSWER ONLY]

	TOTAL		 US		 MX		 BR		 AU		 JP		 CN		 IN		 RU		 TR		 IL		 MA		 ZA	
	16-29	30-50	16-29	30-50	16-29	30-50	16-29	30-50	16-29	30-50	16-29	30-50	16-29	30-50	16-29	30-50	16-29	30-50	16-29	30-50	16-29	30-50	16-29	30-50	16-29	30-50
Total	25103	7611	1001	324	1000	313	1008	316	1002	300	1000	304	1001	300	1015	302	1003	305	999	302	1000	300	1003	302	1006	300
Totally agree	11617 46%	3802 50%	523 52%	179 55%	423 42%	152 49%	292 29%	82 26%	406 41%	146 49%	279 28%	112 37%	236 24%	64 21%	732 72%	217 72%	367 37%	115 38%	732 73%	245 81%	503 50%	140 47%	390 39%	150 50%	562 56%	193 64%
Tend to agree	9141 36%	2845 37%	365 36%	127 39%	359 36%	120 38%	357 35%	112 35%	470 47%	127 42%	523 52%	161 53%	613 61%	202 67%	223 22%	70 23%	489 49%	150 49%	174 17%	40 13%	273 27%	98 33%	340 34%	89 29%	319 32%	83 28%
Tend to disagree	2337 9%	535 7%	55 5%	7 2%	155 16%	28 9%	225 22%	75 24%	67 7%	21 7%	92 9%	14 5%	93 9%	17 6%	40 4%	8 3%	98 10%	27 9%	44 4%	7 2%	98 10%	31 10%	131 13%	23 8%	64 6%	11 4%
Totally disagree	1212 5%	272 4%	25 2%	6 2%	54 5%	12 4%	123 12%	46 15%	24 2%	2 1%	34 3%	5 2%	37 4%	13 4%	13 1%	2 1%	32 3%	7 2%	33 3%	4 1%	79 8%	21 7%	97 10%	18 6%	48 5%	10 3%
Do not know	796 3%	157 2%	33 3%	5 2%	9 1%	1 *	11 1%	1 *	35 3%	4 1%	72 7%	12 4%	22 2%	4 1%	7 1%	5 2%	17 2%	6 2%	16 2%	6 2%	47 5%	10 3%	45 4%	22 7%	13 1%	3 1%
Total 'Agree'	20758 83%	6647 87%	888 89%	306 94%	782 78%	272 87%	649 64%	194 61%	876 87%	273 91%	802 80%	273 90%	849 85%	266 89%	955 94%	287 95%	856 85%	265 87%	906 91%	285 94%	776 78%	238 79%	730 73%	239 79%	881 88%	276 92%
Total 'Disagree'	3549 14%	807 11%	80 8%	13 4%	209 21%	40 13%	348 35%	121 38%	91 9%	23 8%	126 13%	19 6%	130 13%	30 10%	53 5%	10 3%	130 13%	34 11%	77 8%	11 4%	177 18%	52 17%	228 23%	41 14%	112 11%	21 7%

This is the English version of the results of the *2011 World Youths Survey*, which were published by the French think tank *Fondation pour l'Innovation politique*. Our publications are available in French and English at [www.fondapol.org](http://www.fondapol.org).














Fieldwork dates: June-July 2010





Q11a. Which are the greatest threats to society?

[ROTATION - ASK QA11A ONLY TO SPLIT A]













	TOTAL		 DE		 EE		 EL		 ES		 FI		 FR		 HU		 IT		 PL		 RO		 SE		 UK		 CA	
	16-29	30-50	16-29	30-50	16-29	30-50	16-29	30-50	16-29	30-50	16-29	30-50	16-29	30-50	16-29	30-50	16-29	30-50	16-29	30-50	16-29	30-50	16-29	30-50	16-29	30-50	16-29	30-50
Total	12523	3826	499	151	485	170	497	153	511	144	506	147	496	156	505	149	495	161	489	167	498	161	503	148	502	151	523	139
Pollution	4284 34%	1168 31%	161 32%	49 32%	115 24%	34 20%	165 33%	56 37%	166 32%	30 21%	188 37%	56 38%	198 40%	48 31%	195 39%	59 40%	221 45%	75 47%	88 18%	23 14%	161 32%	48 30%	231 46%	78 53%	108 22%	29 19%	254 49%	69 50%
Poverty and famine	5460 44%	1717 45%	242 48%	60 40%	227 47%	74 44%	213 43%	77 50%	269 53%	93 65%	216 43%	50 34%	240 48%	77 49%	201 40%	70 47%	147 30%	50 31%	264 54%	97 58%	282 57%	97 60%	183 36%	39 26%	159 32%	58 38%	237 45%	69 50%
Terrorism	4016 32%	1360 36%	177 35%	54 36%	133 27%	41 24%	85 17%	35 23%	193 38%	64 44%	110 22%	39 27%	147 30%	64 41%	97 19%	30 20%	138 28%	41 25%	174 36%	53 32%	109 22%	32 20%	98 19%	49 33%	216 43%	74 49%	142 27%	41 29%
AIDS and pandemics	2297 18%	574 15%	66 13%	11 7%	148 31%	30 18%	89 18%	14 9%	73 14%	14 10%	88 17%	23 16%	100 20%	26 17%	92 18%	17 11%	72 15%	15 9%	94 19%	30 18%	92 18%	26 16%	85 17%	18 12%	51 10%	7 5%	91 17%	14 10%
Drug abuse	2700 22%	883 23%	33 7%	14 9%	161 33%	61 36%	90 18%	23 15%	81 16%	18 13%	89 18%	33 22%	41 8%	18 12%	70 14%	17 11%	55 11%	29 18%	70 14%	21 13%	119 24%	22 14%	82 16%	26 18%	126 25%	41 27%	114 22%	29 21%
War	4671 37%	1467 38%	237 47%	83 55%	191 39%	91 54%	211 42%	71 46%	164 32%	53 37%	197 39%	48 33%	186 38%	61 39%	134 27%	45 30%	179 36%	64 40%	258 53%	87 52%	184 37%	72 45%	141 28%	43 29%	181 36%	43 28%	212 41%	49 35%
Unemployment	5369 43%	1537 40%	207 41%	54 36%	216 45%	79 46%	295 59%	91 59%	248 49%	76 53%	230 45%	45 31%	222 45%	80 51%	256 51%	68 46%	248 50%	79 49%	227 46%	67 40%	123 25%	36 22%	231 46%	43 29%	236 47%	57 38%	159 30%	41 29%
Organised crime	3278 26%	1171 31%	98 20%	38 25%	92 19%	37 22%	118 24%	30 20%	72 14%	26 18%	137 27%	66 45%	68 14%	18 12%	130 26%	44 30%	176 36%	58 36%	138 28%	58 35%	129 26%	47 29%	161 32%	75 51%	145 29%	57 38%	117 22%	35 25%
Collapse of the international financial system	3387 27%	1105 29%	197 39%	74 49%	128 26%	46 27%	135 27%	49 32%	162 32%	48 33%	166 33%	56 38%	202 41%	63 40%	205 41%	61 41%	152 31%	55 34%	123 25%	57 34%	186 37%	76 47%	159 32%	54 36%	202 40%	65 43%	158 30%	44 32%
Do not know	260 2%	44 1%	14 3%	2 1%	4 1%	1 1%	7 1%	-	15 3%	1 1%	15 3%	2 1%	18 4%	3 2%	19 4%	3 2%	8 2%	2 1%	4 1%	-	16 3%	2 1%	18 4%	4 3%	13 3%	5 3%	7 1%	3 2%

This is the English version of the results of the *2011 World Youths Survey*, which were published by the French think tank *Fondation pour l'Innovation politique*. Our publications are available in French and English at [www.fondapol.org](http://www.fondapol.org).

Fieldwork dates: June-July 2010

Q11a. Which are the greatest threats to society?

[ROTATION - ASK QA11A ONLY TO SPLIT A]














	TOTAL		 US		 MX		 BR		 AU		 JP		 CN		 IN		 RU		 TR		 IL		 MA		 ZA	
	16-29	30-50	16-29	30-50	16-29	30-50	16-29	30-50	16-29	30-50	16-29	30-50	16-29	30-50	16-29	30-50	16-29	30-50	16-29	30-50	16-29	30-50	16-29	30-50	16-29	30-50
Total	12523	3826	491	171	499	157	506	155	509	140	496	154	507	142	506	152	490	163	507	144	510	140	490	161	503	150
Pollution	4284 34%	1168 31%	141 29%	44 26%	190 38%	54 34%	229 45%	37 24%	201 39%	39 28%	107 22%	34 22%	258 51%	81 57%	235 46%	68 45%	175 36%	40 25%	82 16%	15 10%	122 24%	29 21%	152 31%	40 25%	141 28%	33 22%
Poverty and famine	5460 44%	1717 45%	176 36%	54 32%	280 56%	83 53%	311 61%	106 68%	181 36%	57 41%	197 40%	63 41%	218 43%	52 37%	204 40%	60 39%	175 36%	65 40%	207 41%	61 42%	207 41%	64 46%	201 41%	80 50%	223 44%	61 41%
Terrorism	4016 32%	1360 36%	204 42%	86 50%	69 14%	20 13%	57 11%	16 10%	201 39%	69 49%	170 34%	73 47%	137 27%	43 30%	344 68%	116 76%	159 32%	69 42%	360 71%	103 72%	249 49%	61 44%	192 39%	64 40%	55 11%	23 15%
AIDS and pandemics	2297 18%	574 15%	65 13%	15 9%	49 10%	9 6%	68 13%	25 16%	68 13%	22 16%	116 23%	33 21%	137 27%	38 27%	66 13%	21 14%	106 22%	20 12%	78 15%	14 10%	99 19%	37 26%	86 18%	38 24%	218 43%	57 38%
Drug abuse	2700 22%	883 23%	123 25%	41 24%	95 19%	37 24%	196 39%	70 45%	164 32%	54 39%	69 14%	28 18%	105 21%	31 22%	87 17%	18 12%	228 47%	66 40%	105 21%	40 28%	111 22%	33 24%	151 31%	68 42%	135 27%	45 30%
War	4671 37%	1467 38%	184 37%	67 39%	110 22%	34 22%	128 25%	33 21%	185 36%	47 34%	330 67%	97 63%	219 43%	75 53%	89 18%	26 17%	263 54%	98 60%	179 35%	49 34%	237 46%	54 39%	178 36%	58 36%	94 19%	19 13%
Unemployment	5369 43%	1537 40%	208 42%	72 42%	276 55%	91 58%	192 38%	66 43%	148 29%	33 24%	121 24%	24 16%	189 37%	42 30%	295 58%	87 57%	106 22%	29 18%	317 63%	83 58%	103 20%	39 28%	214 44%	65 40%	302 60%	90 60%
Organised crime	3278 26%	1171 31%	88 18%	22 13%	319 64%	103 66%	227 45%	74 48%	131 26%	42 30%	92 19%	29 19%	93 18%	31 22%	95 19%	34 22%	118 24%	46 28%	79 16%	30 21%	171 34%	56 40%	92 19%	43 27%	192 38%	72 48%
Collapse of the international financial system	3387 27%	1105 29%	197 40%	81 47%	89 18%	28 18%	67 13%	21 14%	161 32%	40 29%	127 26%	31 20%	99 20%	29 20%	56 11%	22 14%	67 14%	27 17%	50 10%	12 8%	108 21%	23 16%	90 18%	12 7%	101 20%	31 21%
Do not know	260 2%	44 1%	15 3%	4 2%	1 *	-	2 *	1 1%	12 2%	2 1%	20 4%	4 3%	6 1%	-	3 1%	-	6 1%	-	7 1%	2 1%	21 4%	2 1%	3 1%	-	6 1%	1 1%

This is the English version of the results of the *2011 World Youths Survey*, which were published by the French think tank *Fondation pour l'Innovation politique*. Our publications are available in French and English at [www.fondapol.org](http://www.fondapol.org).

Fieldwork dates: June-July 2010

Q11b. Which are the greatest threats to society?

[ROTATION - ASK QA11B ONLY TO SPLIT B]














	TOTAL		 DE		 EE		 EL		 ES		 FI		 FR		 HU		 IT		 PL		 RO		 SE		 UK		 CA	
	16-29	30-50	16-29	30-50	16-29	30-50	16-29	30-50	16-29	30-50	16-29	30-50	16-29	30-50	16-29	30-50	16-29	30-50	16-29	30-50	16-29	30-50	16-29	30-50	16-29	30-50	16-29	30-50
Total	12580	3785	502	151	517	140	504	148	493	162	495	156	508	145	509	152	510	144	516	139	510	140	497	155	503	149	492	165
Climate change	2652 21%	825 22%	115 23%	44 29%	77 15%	15 11%	130 26%	34 23%	133 27%	34 21%	131 26%	58 37%	138 27%	34 23%	126 25%	44 29%	132 26%	33 23%	56 11%	15 11%	100 20%	27 19%	148 30%	52 34%	111 22%	25 17%	176 36%	67 41%
Poverty and famine	4101 33%	1267 33%	192 38%	52 34%	164 32%	52 37%	122 24%	56 38%	210 43%	67 41%	166 34%	39 25%	152 30%	56 39%	160 31%	55 36%	119 23%	39 27%	211 41%	61 44%	262 51%	65 46%	127 26%	33 21%	119 24%	35 23%	156 32%	54 33%
Terrorism	3762 30%	1206 32%	150 30%	54 36%	157 30%	52 37%	86 17%	22 15%	186 38%	63 39%	90 18%	32 21%	138 27%	39 27%	83 16%	17 11%	136 27%	46 32%	170 33%	44 32%	91 18%	28 20%	92 19%	41 26%	200 40%	61 41%	132 27%	46 28%
AIDS	1139 9%	245 6%	26 5%	5 3%	83 16%	15 11%	41 8%	10 7%	30 6%	9 6%	42 8%	2 1%	45 9%	11 8%	45 9%	11 7%	27 5%	5 3%	55 11%	13 9%	63 12%	11 8%	21 4%	5 3%	23 5%	-	23 5%	7 4%
Pandemics, the spread of disease	1736 14%	491 13%	44 9%	10 7%	85 16%	16 11%	50 10%	16 11%	46 9%	10 6%	59 12%	26 17%	72 14%	18 12%	101 20%	27 18%	61 12%	15 10%	82 16%	19 14%	86 17%	19 14%	67 13%	18 12%	44 9%	14 9%	89 18%	21 13%
Drug abuse	2039 16%	641 17%	21 4%	3 2%	136 26%	40 29%	55 11%	11 7%	58 12%	15 9%	57 12%	14 9%	22 4%	8 6%	65 13%	16 11%	61 12%	17 12%	60 12%	20 14%	80 16%	24 17%	67 13%	13 8%	71 14%	23 15%	66 13%	22 13%
War	4023 32%	1213 32%	204 41%	67 44%	213 41%	77 55%	191 38%	61 41%	145 29%	61 38%	157 32%	42 27%	182 36%	48 33%	101 20%	38 25%	154 30%	48 33%	223 43%	57 41%	156 31%	47 34%	130 26%	35 23%	150 30%	43 29%	176 36%	56 34%

This is the English version of the results of the *2011 World Youths Survey*, which were published by the French think tank *Fondation pour l'Innovation politique*. Our publications are available in French and English at [www.fondapol.org](http://www.fondapol.org).

Fieldwork dates: June-July 2010

Q11b. Which are the greatest threats to society?

[ROTATION - ASK QA11B ONLY TO SPLIT B]













	TOTAL		 DE		 EE		 EL		 ES		 FI		 FR		 HU		 IT		 PL		 RO		 SE		 UK		 CA	
	16-29	30-50	16-29	30-50	16-29	30-50	16-29	30-50	16-29	30-50	16-29	30-50	16-29	30-50	16-29	30-50	16-29	30-50	16-29	30-50	16-29	30-50	16-29	30-50	16-29	30-50	16-29	30-50
Total	12580	3785	502	151	517	140	504	148	493	162	495	156	508	145	509	152	510	144	516	139	510	140	497	155	503	149	492	165
Unemployment	4012 32%	1147 30%	161 32%	46 30%	154 30%	45 32%	241 48%	66 45%	215 44%	72 44%	164 33%	42 27%	148 29%	39 27%	227 45%	51 34%	186 36%	52 36%	170 33%	34 24%	99 19%	17 12%	154 31%	34 22%	148 29%	31 21%	101 21%	34 21%
Organised crime	2416 19%	826 22%	51 10%	28 19%	74 14%	18 13%	81 16%	19 13%	57 12%	10 6%	96 19%	43 28%	52 10%	16 11%	111 22%	41 27%	153 30%	38 26%	92 18%	34 24%	95 19%	40 29%	114 23%	60 39%	95 19%	26 17%	71 14%	33 20%
Collapse of the international financial system	2416 19%	791 21%	151 30%	53 35%	104 20%	23 16%	123 24%	43 29%	97 20%	50 31%	92 19%	43 28%	140 28%	46 32%	155 30%	53 35%	138 27%	34 24%	103 20%	22 16%	172 34%	50 36%	110 22%	49 32%	130 26%	50 34%	89 18%	32 19%
Science and technology	405 3%	68 2%	14 3%	2 1%	12 2%	1 1%	14 3%	1 1%	5 1%	3 2%	19 4%	3 2%	11 2%	1 1%	24 5%	5 3%	11 2%	- -	8 2%	- -	30 6%	6 4%	17 3%	1 1%	9 2%	2 1%	23 5%	2 1%
Increasing world population	1726 14%	458 12%	43 9%	11 7%	77 15%	8 6%	32 6%	14 9%	34 7%	7 4%	103 21%	46 29%	72 14%	11 8%	65 13%	18 12%	32 6%	7 5%	22 4%	3 2%	42 8%	10 7%	104 21%	17 11%	109 22%	35 23%	101 21%	27 16%
Religious fanaticism	2819 22%	1092 29%	144 29%	48 32%	113 22%	26 19%	132 26%	47 32%	144 29%	64 40%	119 24%	48 31%	174 34%	64 44%	73 14%	26 17%	133 26%	59 41%	165 32%	59 42%	68 13%	32 23%	112 23%	65 42%	146 29%	70 47%	108 22%	43 26%
Racism	2699 21%	703 19%	131 26%	20 13%	69 13%	24 17%	142 28%	37 25%	80 16%	19 12%	65 13%	14 9%	114 22%	38 26%	81 16%	25 16%	122 24%	26 18%	98 19%	23 17%	93 18%	23 16%	105 21%	22 14%	96 19%	21 14%	95 19%	25 15%
Do not know	230 2%	44 1%	11 2%	- -	4 1%	- -	7 1%	1 1%	3 1%	- -	20 4%	1 1%	15 3%	1 1%	9 2%	5 3%	5 1%	1 1%	5 1%	2 1%	13 3%	2 1%	17 3%	5 3%	8 2%	3 2%	11 2%	4 2%

This is the English version of the results of the *2011 World Youths Survey*, which were published by the French think tank *Fondation pour l'Innovation politique*. Our publications are available in French and English at [www.fondapol.org](http://www.fondapol.org).

Fieldwork dates: June-July 2010

Q11b. Which are the greatest threats to society?

[ROTATION - ASK QA11B ONLY TO SPLIT B]













	TOTAL		 US		 MX		 BR		 AU		 JP		 CN		 IN		 RU		 TR		 IL		 MA		 ZA	
	16-29	30-50	16-29	30-50	16-29	30-50	16-29	30-50	16-29	30-50	16-29	30-50	16-29	30-50	16-29	30-50	16-29	30-50	16-29	30-50	16-29	30-50	16-29	30-50	16-29	30-50
Total	12580	3785	510	153	501	156	502	161	493	160	504	150	494	158	509	150	513	142	492	158	490	160	513	141	503	150
Climate change	2652 21%	825 22%	68 13%	20 13%	121 24%	37 24%	112 22%	34 21%	143 29%	36 23%	97 19%	36 24%	173 35%	58 37%	96 19%	37 25%	61 12%	19 13%	36 7%	12 8%	51 10%	19 12%	58 11%	18 13%	63 13%	17 11%
Poverty and famine	4101 33%	1267 33%	132 26%	37 24%	238 48%	74 47%	247 49%	98 61%	119 24%	41 26%	176 35%	52 35%	181 37%	49 31%	142 28%	38 25%	131 26%	31 22%	134 27%	37 23%	122 25%	41 26%	142 28%	56 40%	177 35%	49 33%
Terrorism	3762 30%	1206 32%	231 45%	72 47%	74 15%	23 15%	82 16%	22 14%	164 33%	50 31%	134 27%	52 35%	130 26%	46 29%	326 64%	89 59%	202 39%	64 45%	298 61%	107 68%	196 40%	58 36%	168 33%	56 40%	46 9%	22 15%
AIDS	1139 9%	245 6%	32 6%	9 6%	23 5%	7 4%	40 8%	10 6%	21 4%	6 4%	13 3%	6 4%	35 7%	8 5%	67 13%	17 11%	61 12%	5 4%	32 7%	5 3%	47 10%	15 9%	64 12%	13 9%	180 36%	40 27%
Pandemics, the spread of disease	1736 14%	491 13%	69 14%	14 9%	38 8%	19 12%	73 15%	28 17%	67 14%	16 10%	129 26%	38 25%	136 28%	44 28%	19 4%	8 5%	78 15%	19 13%	56 11%	15 9%	77 16%	21 13%	73 14%	27 19%	35 7%	13 9%
Drug abuse	2039 16%	641 17%	95 19%	29 19%	88 18%	32 21%	137 27%	51 32%	99 20%	46 29%	36 7%	15 10%	89 18%	28 18%	87 17%	21 14%	171 33%	52 37%	82 17%	40 25%	72 15%	23 14%	134 26%	37 26%	130 26%	41 27%
War	4023 32%	1213 32%	166 33%	49 32%	99 20%	31 20%	98 20%	23 14%	119 24%	28 18%	288 57%	95 63%	208 42%	75 47%	85 17%	15 10%	259 50%	76 54%	150 30%	40 25%	155 32%	52 33%	145 28%	39 28%	69 14%	10 7%

This is the English version of the results of the *2011 World Youths Survey*, which were published by the French think tank *Fondation pour l'Innovation politique*. Our publications are available in French and English at [www.fondapol.org](http://www.fondapol.org).

Fieldwork dates: June-July 2010

Q11b. Which are the greatest threats to society?

[ROTATION - ASK QA11B ONLY TO SPLIT B]

	TOTAL		 US		 MX		 BR		 AU		 JP		 CN		 IN		 RU		 TR		 IL		 MA		 ZA	
	16-29	30-50	16-29	30-50	16-29	30-50	16-29	30-50	16-29	30-50	16-29	30-50	16-29	30-50	16-29	30-50	16-29	30-50	16-29	30-50	16-29	30-50	16-29	30-50	16-29	30-50
Total	12580	3785	510	153	501	156	502	161	493	160	504	150	494	158	509	150	513	142	492	158	490	160	513	141	503	150
Unemployment	4012 32%	1147 30%	176 35%	61 40%	220 44%	75 48%	142 28%	47 29%	103 21%	29 18%	84 17%	19 13%	125 25%	41 26%	234 46%	67 45%	71 14%	11 8%	235 48%	72 46%	72 15%	32 20%	147 29%	44 31%	235 47%	86 57%
Organised crime	2416 19%	826 22%	53 10%	16 10%	289 58%	87 56%	170 34%	64 40%	82 17%	29 18%	70 14%	20 13%	66 13%	23 15%	59 12%	26 17%	87 17%	30 21%	55 11%	22 14%	111 23%	38 24%	84 16%	21 15%	148 29%	44 29%
Collapse of the international financial system	2416 19%	791 21%	150 29%	35 23%	54 11%	22 14%	41 8%	12 7%	99 20%	31 19%	70 14%	21 14%	74 15%	27 17%	29 6%	16 11%	63 12%	17 12%	39 8%	11 7%	67 14%	23 14%	67 13%	11 8%	59 12%	17 11%
Science and technology	405 3%	68 2%	13 3%	5 3%	3 1%	-	13 3%	-	11 2%	3 2%	13 3%	2 1%	17 3%	3 2%	22 4%	8 5%	11 2%	4 3%	19 4%	2 1%	43 9%	8 5%	34 7%	5 4%	9 2%	1 1%
Increasing world population	1726 14%	458 12%	74 15%	23 15%	80 16%	21 13%	68 14%	13 8%	110 22%	34 21%	54 11%	11 7%	116 23%	28 18%	143 28%	33 22%	55 11%	16 11%	36 7%	17 11%	47 10%	9 6%	46 9%	5 4%	61 12%	34 23%
Religious fanaticism	2819 22%	1092 29%	97 19%	34 22%	57 11%	22 14%	94 19%	44 27%	151 31%	61 38%	94 19%	27 18%	41 8%	17 11%	89 17%	41 27%	126 25%	48 34%	124 25%	33 21%	126 26%	51 32%	133 26%	46 33%	56 11%	17 11%
Racism	2699 21%	703 19%	95 19%	35 23%	104 21%	16 10%	133 26%	31 19%	127 26%	39 24%	54 11%	19 13%	41 8%	15 9%	86 17%	22 15%	100 19%	25 18%	140 28%	48 30%	191 39%	53 33%	131 26%	37 26%	206 41%	46 31%
Do not know	230 2%	44 1%	11 2%	2 1%	-	-	3 1%	-	10 2%	4 3%	41 8%	6 4%	-	-	4 1%	-	4 1%	1 1%	5 1%	-	12 2%	5 3%	10 2%	1 1%	2 *	-














This is the English version of the results of the *2011 World Youths Survey*, which were published by the French think tank *Fondation pour l'Innovation politique*. Our publications are available in French and English at [www.fondapol.org](http://www.fondapol.org).

Fieldwork dates: June-July 2010



Q12. Which sector would you like to work in?

[ROTATION - MAX. 3 ANSWERS]

	TOTAL																											
	16-29	30-50	16-29	30-50	16-29	30-50	16-29	30-50	16-29	30-50	16-29	30-50	16-29	30-50	16-29	30-50	16-29	30-50	16-29	30-50	16-29	30-50	16-29	30-50	16-29	30-50	16-29	30-50
Total	25103	7611	1001	302	1002	310	1001	301	1004	306	1001	303	1004	301	1014	301	1005	305	1005	306	1008	301	1000	303	1005	300	1015	304
Manufacturing industry	2329 9%	754 10%	105 10%	36 12%	130 13%	68 22%	85 8%	15 5%	47 5%	10 3%	115 11%	25 8%	49 5%	9 3%	126 12%	47 16%	48 5%	10 3%	110 11%	32 10%	40 4%	18 6%	97 10%	36 12%	52 5%	8 3%	54 5%	15 5%
Agriculture, fisheries	1487 6%	629 8%	42 4%	22 7%	95 9%	28 9%	68 7%	17 6%	22 2%	12 4%	88 9%	41 14%	64 6%	23 8%	66 7%	34 11%	54 5%	24 8%	32 3%	16 5%	52 5%	23 8%	71 7%	24 8%	49 5%	21 7%	68 7%	27 9%
Health	4517 18%	1438 19%	166 17%	55 18%	130 13%	63 20%	177 18%	55 18%	171 17%	61 20%	213 21%	67 22%	199 20%	78 26%	129 13%	28 9%	166 17%	51 17%	116 12%	35 11%	162 16%	51 17%	182 18%	61 20%	219 22%	73 24%	273 27%	73 24%
Education	5499 22%	1801 24%	207 21%	48 16%	173 17%	56 18%	321 32%	93 31%	248 25%	91 30%	156 16%	48 16%	208 21%	78 26%	140 14%	38 13%	188 19%	51 17%	163 16%	49 16%	189 19%	61 20%	143 14%	45 15%	243 24%	67 22%	229 23%	81 27%
Public administration	3975 16%	1256 17%	186 19%	58 19%	158 16%	40 13%	115 11%	48 16%	250 25%	76 25%	84 8%	28 9%	153 15%	40 13%	116 11%	26 9%	227 23%	54 18%	273 27%	86 28%	121 12%	37 12%	71 7%	33 11%	93 9%	29 10%	147 14%	49 16%
Security (police, army)	3275 13%	866 11%	159 16%	46 15%	176 18%	25 8%	138 14%	39 13%	103 10%	27 9%	171 17%	41 14%	134 13%	22 7%	141 14%	50 17%	121 12%	46 15%	162 16%	50 16%	226 22%	64 21%	134 13%	35 12%	138 14%	38 13%	125 12%	31 10%
Communication	4576 18%	1185 16%	166 17%	31 10%	216 22%	29 9%	178 18%	51 17%	171 17%	55 18%	177 18%	46 15%	147 15%	32 11%	229 23%	57 19%	218 22%	67 22%	123 12%	31 10%	191 19%	53 18%	195 20%	55 18%	103 10%	22 7%	152 15%	37 12%
Information	4286 17%	1211 16%	153 15%	35 12%	114 11%	50 16%	105 10%	29 10%	135 13%	27 9%	187 19%	64 21%	103 10%	21 7%	71 7%	28 9%	170 17%	51 17%	122 12%	26 8%	147 15%	40 13%	140 14%	37 12%	144 14%	43 14%	123 12%	35 12%
Culture	4039 16%	1236 16%	142 14%	39 13%	228 23%	62 20%	211 21%	70 23%	171 17%	64 21%	193 19%	52 17%	165 16%	50 17%	119 12%	41 14%	222 22%	75 25%	187 19%	56 18%	149 15%	45 15%	194 19%	40 13%	117 12%	48 16%	122 12%	35 12%
Justice	2958 12%	911 12%	120 12%	41 14%	84 8%	21 7%	140 14%	48 16%	84 8%	44 14%	95 9%	24 8%	118 12%	41 14%	106 10%	30 10%	98 10%	28 9%	103 10%	33 11%	193 19%	42 14%	72 7%	20 7%	132 13%	48 16%	119 12%	37 12%

This is the English version of the results of the *2011 World Youths Survey*, which were published by the French think tank *Fondation pour l'Innovation politique*. Our publications are available in French and English at [www.fondapol.org](http://www.fondapol.org).

Fieldwork dates: June-July 2010



# 2011 World Youths

Q12. Which sector would you like to work in?

[ROTATION - MAX. 3 ANSWERS]













	TOTAL																											
	16-29	30-50	16-29	30-50	16-29	30-50	16-29	30-50	16-29	30-50	16-29	30-50	16-29	30-50	16-29	30-50	16-29	30-50	16-29	30-50	16-29	30-50	16-29	30-50	16-29	30-50	16-29	30-50
Total	25103	7611	1001	302	1002	310	1001	301	1004	306	1001	303	1004	301	1014	301	1005	305	1005	306	1008	301	1000	303	1005	300	1015	304
Banking, finance	4681 19%	1071 14%	123 12%	19 6%	286 29%	62 20%	156 16%	36 12%	124 12%	27 9%	131 13%	20 7%	100 10%	20 7%	211 21%	52 17%	186 19%	44 14%	260 26%	56 18%	240 24%	59 20%	98 10%	29 10%	125 12%	23 8%	167 16%	44 14%
Retail	2613 10%	764 10%	100 10%	30 10%	110 11%	41 13%	83 8%	23 8%	57 6%	19 6%	97 10%	26 9%	181 18%	47 16%	255 25%	70 23%	100 10%	27 9%	110 11%	32 10%	58 6%	15 5%	147 15%	38 13%	143 14%	30 10%	99 10%	23 8%
Research	5135 20%	1535 20%	248 25%	55 18%	215 21%	56 18%	252 25%	80 27%	250 25%	57 19%	204 20%	79 26%	136 14%	43 14%	151 15%	57 19%	165 16%	48 16%	197 20%	55 18%	220 22%	57 19%	170 17%	43 14%	177 18%	55 18%	196 19%	50 16%
Craft industries	2177 9%	884 12%	95 9%	27 9%	75 7%	62 20%	37 4%	9 3%	71 7%	29 9%	125 12%	53 17%	120 12%	51 17%	81 8%	25 8%	69 7%	43 14%	57 6%	28 9%	40 4%	28 9%	83 8%	30 10%	107 11%	50 17%	82 8%	43 14%
Sport	3926 16%	996 13%	118 12%	36 12%	128 13%	8 3%	225 22%	51 17%	179 18%	37 12%	137 14%	28 9%	171 17%	38 13%	170 17%	43 14%	183 18%	61 20%	179 18%	41 13%	171 17%	52 17%	112 11%	24 8%	176 18%	41 14%	174 17%	36 12%
Construction	1925 8%	485 6%	37 4%	19 6%	123 12%	28 9%	90 9%	14 5%	55 5%	13 4%	116 12%	19 6%	52 5%	11 4%	91 9%	20 7%	55 5%	12 4%	93 9%	17 6%	77 8%	19 6%	74 7%	17 6%	69 7%	14 5%	93 9%	22 7%
Do not know	1582 6%	500 7%	85 8%	36 12%	33 3%	17 5%	22 2%	8 3%	54 5%	17 6%	74 7%	28 9%	75 7%	27 9%	67 7%	23 8%	35 3%	17 6%	54 5%	25 8%	57 6%	13 4%	136 14%	42 14%	103 10%	34 11%	101 10%	31 10%

This is the English version of the results of the *2011 World Youths Survey*, which were published by the French think tank *Fondation pour l'Innovation politique*. Our publications are available in French and English at [www.fondapol.org](http://www.fondapol.org).

Fieldwork dates: June-July 2010

Q12. Which sector would you like to work in?

[ROTATION - MAX. 3 ANSWERS]

	TOTAL		 US		 MX		 BR		 AU		 JP		 CN		 IN		 RU		 TR		 IL		 MA		 ZA	
	16-29	30-50	16-29	30-50	16-29	30-50	16-29	30-50	16-29	30-50	16-29	30-50	16-29	30-50	16-29	30-50	16-29	30-50	16-29	30-50	16-29	30-50	16-29	30-50	16-29	30-50
Total	25103	7611	1001	324	1000	313	1008	316	1002	300	1000	304	1001	300	1015	302	1003	305	999	302	1000	300	1003	302	1006	300
Manufacturing industry	2329 9%	754 10%	55 5%	24 7%	93 9%	42 13%	117 12%	25 8%	64 6%	19 6%	143 14%	44 14%	92 9%	32 11%	148 15%	63 21%	146 15%	46 15%	57 6%	26 9%	107 11%	25 8%	140 14%	42 14%	109 11%	37 12%
Agriculture, fisheries	1487 6%	629 8%	56 6%	17 5%	32 3%	25 8%	32 3%	17 5%	69 7%	40 13%	76 8%	30 10%	40 4%	13 4%	62 6%	29 10%	52 5%	30 10%	57 6%	25 8%	81 8%	31 10%	79 8%	25 8%	80 8%	35 12%
Health	4517 18%	1438 19%	264 26%	82 25%	210 21%	48 15%	184 18%	59 19%	224 22%	77 26%	169 17%	52 17%	144 14%	70 23%	171 17%	61 20%	73 7%	29 10%	225 23%	70 23%	183 18%	43 14%	181 18%	54 18%	186 18%	42 14%
Education	5499 22%	1801 24%	227 23%	97 30%	391 39%	149 48%	185 18%	73 23%	221 22%	70 23%	154 15%	41 13%	263 26%	92 31%	384 38%	108 36%	116 12%	35 11%	285 29%	80 26%	152 15%	63 21%	281 28%	116 38%	232 23%	71 24%
Public administration	3975 16%	1256 17%	80 8%	29 9%	245 25%	80 26%	213 21%	86 27%	96 10%	30 10%	93 9%	34 11%	233 23%	112 37%	222 22%	76 25%	254 25%	65 21%	159 16%	40 13%	102 10%	34 11%	223 22%	50 17%	61 6%	16 5%
Security (police, army)	3275 13%	866 11%	94 9%	22 7%	76 8%	14 4%	115 11%	36 11%	111 11%	28 9%	34 3%	8 3%	38 4%	21 7%	127 13%	28 9%	81 8%	30 10%	191 19%	47 16%	198 20%	51 17%	184 18%	32 11%	98 10%	35 12%
Communication	4576 18%	1185 16%	124 12%	40 12%	256 26%	66 21%	242 24%	68 22%	107 11%	36 12%	105 11%	38 13%	202 20%	38 13%	272 27%	56 19%	183 18%	52 17%	199 20%	50 17%	188 19%	54 18%	219 22%	57 19%	213 21%	64 21%
Information	4286 17%	1211 16%	137 14%	53 16%	159 16%	37 12%	209 21%	61 19%	128 13%	42 14%	218 22%	72 24%	295 29%	60 20%	262 26%	56 19%	297 30%	85 28%	301 30%	66 22%	133 13%	47 16%	249 25%	79 26%	184 18%	67 22%
Culture	4039 16%	1236 16%	103 10%	37 11%	202 20%	58 19%	174 17%	63 20%	87 9%	13 4%	197 20%	76 25%	235 23%	50 17%	80 8%	28 9%	188 19%	66 22%	176 18%	52 17%	137 14%	47 16%	137 14%	47 16%	103 10%	22 7%
Justice	2958 12%	911 12%	150 15%	40 12%	121 12%	46 15%	183 18%	62 20%	124 12%	47 16%	66 7%	15 5%	151 15%	54 18%	90 9%	28 9%	68 7%	29 10%	148 15%	34 11%	194 19%	42 14%	90 9%	26 9%	109 11%	31 10%

This is the English version of the results of the *2011 World Youths Survey*, which were published by the French think tank *Fondation pour l'Innovation politique*. Our publications are available in French and English at [www.fondapol.org](http://www.fondapol.org).

Fieldwork dates: June-July 2010



Q12. Which sector would you like to work in?

[ROTATION - MAX. 3 ANSWERS]














	TOTAL		US		MX		BR		AU		JP		CN		IN		RU		TR		IL		MA		ZA	
	16-29	30-50	16-29	30-50	16-29	30-50	16-29	30-50	16-29	30-50	16-29	30-50	16-29	30-50	16-29	30-50	16-29	30-50	16-29	30-50	16-29	30-50	16-29	30-50	16-29	30-50
Total	25103	7611	1001	324	1000	313	1008	316	1002	300	1000	304	1001	300	1015	302	1003	305	999	302	1000	300	1003	302	1006	300
Banking, finance	4681 19%	1071 14%	127 13%	42 13%	161 16%	43 14%	199 20%	47 15%	173 17%	24 8%	106 11%	21 7%	407 41%	96 32%	321 32%	84 28%	252 25%	46 15%	178 18%	38 13%	186 19%	57 19%	168 17%	31 10%	196 19%	51 17%
Retail	2613 10%	764 10%	78 8%	29 9%	55 6%	23 7%	59 6%	15 5%	130 13%	37 12%	129 13%	27 9%	92 9%	11 4%	73 7%	29 10%	72 7%	10 3%	38 4%	14 5%	58 6%	22 7%	172 17%	81 27%	117 12%	45 15%
Research	5135 20%	1535 20%	197 20%	67 21%	325 33%	103 33%	225 22%	60 19%	170 17%	56 19%	149 15%	48 16%	180 18%	58 19%	251 25%	66 22%	254 25%	76 25%	229 23%	64 21%	225 23%	83 28%	132 13%	46 15%	217 22%	73 24%
Craft industries	2177 9%	884 12%	105 10%	45 14%	80 8%	20 6%	79 8%	35 11%	92 9%	35 12%	100 10%	44 14%	94 9%	31 10%	59 6%	18 6%	68 7%	34 11%	32 3%	13 4%	188 19%	52 17%	88 9%	29 10%	150 15%	50 17%
Sport	3926 16%	996 13%	135 13%	57 18%	163 16%	40 13%	182 18%	55 17%	167 17%	47 16%	110 11%	39 13%	53 5%	7 2%	127 13%	20 7%	76 8%	20 7%	203 20%	71 24%	200 20%	46 15%	180 18%	40 13%	207 21%	58 19%
Construction	1925 8%	485 6%	52 5%	15 5%	81 8%	41 13%	87 9%	16 5%	89 9%	21 7%	48 5%	15 5%	81 8%	20 7%	58 6%	19 6%	98 10%	24 8%	54 5%	25 8%	80 8%	22 7%	78 8%	16 5%	94 9%	26 9%
Do not know	1582 6%	500 7%	143 14%	36 11%	9 1%	1 *	18 2%	6 2%	96 10%	30 10%	199 20%	50 16%	21 2%	5 2%	9 1%	1 *	34 3%	16 5%	20 2%	5 2%	77 8%	22 7%	24 2%	5 2%	36 4%	5 2%

This is the English version of the results of the *2011 World Youths Survey*, which were published by the French think tank *Fondation pour l'Innovation politique*. Our publications are available in French and English at [www.fondapol.org](http://www.fondapol.org).

Fieldwork dates: June-July 2010

Q13. Which of the following aspects are the most important for your future career?

[ROTATION - MAX. 5 ANSWERS]

	TOTAL		 DE		 EE		 EL		 ES		 FI		 FR		 HU		 IT		 PL		 RO		 SE		 UK		 CA	
	16-29	30-50	16-29	30-50	16-29	30-50	16-29	30-50	16-29	30-50	16-29	30-50	16-29	30-50	16-29	30-50	16-29	30-50	16-29	30-50	16-29	30-50	16-29	30-50	16-29	30-50	16-29	30-50
Total	25103	7611	1001	302	1002	310	1001	301	1004	306	1001	303	1004	301	1014	301	1005	305	1005	306	1008	301	1000	303	1005	300	1015	304
A job that contributes positively to society	6517 26%	2127 28%	224 22%	61 20%	186 19%	44 14%	239 24%	91 30%	269 27%	94 31%	164 16%	39 13%	186 19%	65 22%	198 20%	64 21%	266 26%	81 27%	175 17%	43 14%	282 28%	94 31%	188 19%	42 14%	258 26%	72 24%	268 26%	66 22%
An interesting job	9976 40%	3014 40%	419 42%	137 45%	524 52%	181 58%	406 41%	131 44%	398 40%	109 36%	625 62%	205 68%	568 57%	180 60%	262 26%	85 28%	400 40%	128 42%	473 47%	133 43%	255 25%	96 32%	561 56%	147 49%	541 54%	165 55%	450 44%	118 39%
Employment security	7139 28%	2478 33%	463 46%	144 48%	344 34%	119 38%	233 23%	92 31%	222 22%	99 32%	266 27%	98 32%	369 37%	123 41%	169 17%	67 22%	419 42%	118 39%	397 40%	147 48%	164 16%	45 15%	259 26%	116 38%	295 29%	118 39%	362 36%	119 39%
To be able to travel and work all over the world	4143 17%	1101 14%	77 8%	22 7%	199 20%	44 14%	207 21%	74 25%	152 15%	41 13%	104 10%	25 8%	132 13%	27 9%	153 15%	52 17%	158 16%	44 14%	108 11%	31 10%	257 25%	69 23%	126 13%	14 5%	117 12%	20 7%	134 13%	20 7%
A job without health risks	4260 17%	1471 19%	147 15%	69 23%	154 15%	69 22%	261 26%	76 25%	182 18%	60 20%	116 12%	35 12%	184 18%	63 21%	182 18%	63 21%	217 22%	63 21%	178 18%	69 23%	232 23%	73 24%	101 10%	61 20%	86 9%	28 9%	148 15%	60 20%
A lot of holidays	2349 9%	596 8%	86 9%	24 8%	59 6%	9 3%	104 10%	29 10%	121 12%	21 7%	123 12%	31 10%	93 9%	17 6%	113 11%	30 10%	81 8%	24 8%	82 8%	13 4%	89 9%	18 6%	110 11%	51 17%	120 12%	34 11%	101 10%	45 15%
A good salary	14012 56%	4136 54%	582 58%	166 55%	638 64%	223 72%	519 52%	186 62%	572 57%	157 51%	424 42%	131 43%	621 62%	170 56%	534 53%	155 51%	562 56%	180 59%	693 69%	214 70%	572 57%	158 52%	488 49%	167 55%	612 61%	151 50%	630 62%	187 62%
A good working atmosphere, friendly colleagues	11815 47%	3613 47%	616 62%	172 57%	522 52%	171 55%	467 47%	150 50%	502 50%	160 52%	546 55%	183 60%	557 55%	159 53%	493 49%	159 53%	435 43%	131 43%	499 50%	135 44%	438 43%	156 52%	522 52%	181 60%	503 50%	163 54%	460 45%	151 50%
Feeling proud of your job	7454 30%	2181 29%	225 22%	59 20%	169 17%	48 15%	314 31%	99 33%	381 38%	118 39%	278 28%	78 26%	337 34%	105 35%	226 22%	71 24%	349 35%	103 34%	233 23%	54 18%	239 24%	62 21%	276 28%	49 16%	352 35%	105 35%	352 35%	110 36%
A job with a lot of responsibility	2094 8%	645 8%	88 9%	25 8%	70 7%	37 12%	62 6%	13 4%	48 5%	7 2%	162 16%	61 20%	86 9%	22 7%	72 7%	22 7%	67 7%	20 7%	38 4%	14 5%	91 9%	25 8%	82 8%	30 10%	68 7%	22 7%	53 5%	8 3%

This is the English version of the results of the *2011 World Youths Survey*, which were published by the French think tank *Fondation pour l'Innovation politique*. Our publications are available in French and English at [www.fondapol.org](http://www.fondapol.org).

Fieldwork dates: June-July 2010



# 2011 World Youths

Q13. Which of the following aspects are the most important for your future career?

[ROTATION - MAX. 5 ANSWERS]

	TOTAL																											
	16-29	30-50	16-29	30-50	16-29	30-50	16-29	30-50	16-29	30-50	16-29	30-50	16-29	30-50	16-29	30-50	16-29	30-50	16-29	30-50	16-29	30-50	16-29	30-50	16-29	30-50	16-29	30-50
Total	25103	7611	1001	302	1002	310	1001	301	1004	306	1001	303	1004	301	1014	301	1005	305	1005	306	1008	301	1000	303	1005	300	1015	304
Good career opportunities	7116 28%	1773 23%	212 21%	43 14%	365 36%	77 25%	310 31%	77 26%	166 17%	59 19%	185 18%	24 8%	219 22%	54 18%	253 25%	65 22%	259 26%	69 23%	348 35%	94 31%	276 27%	74 25%	202 20%	17 6%	350 35%	56 19%	275 27%	60 20%
Regular working hours	4325 17%	1377 18%	229 23%	72 24%	149 15%	80 26%	140 14%	64 21%	153 15%	45 15%	188 19%	55 18%	156 16%	49 16%	161 16%	48 16%	172 17%	39 13%	175 17%	59 19%	140 14%	41 14%	108 11%	40 13%	165 16%	44 15%	211 21%	77 25%
Independent work	3882 15%	1506 20%	248 25%	98 32%	141 14%	52 17%	146 15%	62 21%	89 9%	23 8%	205 20%	107 35%	116 12%	61 20%	179 18%	76 25%	179 18%	75 25%	152 15%	60 20%	123 12%	46 15%	228 23%	107 35%	84 8%	29 10%	125 12%	41 13%
Flexible working hours	6037 24%	2139 28%	225 22%	83 27%	332 33%	75 24%	178 18%	49 16%	358 36%	121 40%	277 28%	114 38%	196 20%	72 24%	243 24%	56 19%	196 20%	93 30%	227 23%	63 21%	230 23%	76 25%	231 23%	97 32%	281 28%	111 37%	310 31%	106 35%
Right to parental leave	3048 12%	668 9%	87 9%	11 4%	128 13%	25 8%	111 11%	32 11%	153 15%	32 10%	94 9%	10 3%	94 9%	15 5%	154 15%	19 6%	55 5%	23 8%	130 13%	26 8%	189 19%	37 12%	171 11%	33 11%	118 12%	28 9%	114 11%	27 9%
A good boss	5441 22%	1681 22%	210 21%	65 22%	180 18%	61 20%	184 18%	50 17%	215 21%	69 23%	237 24%	68 22%	191 19%	79 26%	260 26%	79 26%	145 14%	51 17%	294 29%	100 33%	224 22%	48 16%	274 27%	116 38%	226 22%	87 29%	233 23%	79 26%
A prestigious status	2701 11%	524 7%	70 7%	12 4%	73 7%	14 5%	97 10%	22 7%	89 9%	9 3%	102 10%	17 6%	45 4%	7 2%	164 16%	45 15%	88 9%	13 4%	96 10%	18 6%	115 11%	20 7%	60 6%	7 2%	65 6%	9 3%	80 8%	8 3%
Managing others	1813 7%	463 6%	68 7%	22 7%	65 6%	7 2%	70 7%	11 4%	50 5%	9 3%	58 6%	8 3%	60 6%	14 5%	80 8%	18 6%	54 5%	16 5%	45 4%	14 5%	79 8%	23 8%	73 7%	21 7%	48 5%	12 4%	55 5%	9 3%
Do not know	600 2%	161 2%	33 3%	8 3%	4 *	1 *	18 2%	- -	26 3%	8 3%	39 4%	6 2%	31 3%	8 3%	38 4%	11 4%	15 1%	4 1%	11 1%	2 1%	28 3%	5 2%	38 4%	14 5%	35 3%	15 5%	19 2%	7 2%

This is the English version of the results of the *2011 World Youths Survey*, which were published by the French think tank *Fondation pour l'Innovation politique*. Our publications are available in French and English at [www.fondapol.org](http://www.fondapol.org).













Fieldwork dates: June-July 2010





Q13. Which of the following aspects are the most important for your future career?

[ROTATION - MAX. 5 ANSWERS]













	TOTAL		 US		 MX		 BR		 AU		 JP		 CN		 IN		 RU		 TR		 IL		 MA		 ZA		
	16-29	30-50	16-29	30-50	16-29	30-50	16-29	30-50	16-29	30-50	16-29	30-50	16-29	30-50	16-29	30-50	16-29	30-50	16-29	30-50	16-29	30-50	16-29	30-50	16-29	30-50	16-29
Total	25103	7611	1001	324	1000	313	1008	316	1002	300	1000	304	1001	300	1015	302	1003	305	999	302	1000	300	1003	302	1006	300	
A job that contributes positively to society	6517 26%	2127 28%	294 29%	91 28%	493 49%	170 54%	330 33%	116 37%	254 25%	95 32%	204 20%	100 33%	290 29%	80 27%	312 31%	111 37%	189 19%	63 21%	305 31%	106 35%	276 28%	84 28%	381 38%	163 54%	286 28%	92 31%	
An interesting job	9976 40%	3014 40%	419 42%	115 35%	297 30%	92 29%	284 28%	85 27%	444 44%	136 45%	372 37%	109 36%	287 29%	88 29%	304 30%	72 24%	655 65%	219 72%	129 13%	27 9%	379 38%	118 39%	131 13%	33 11%	393 39%	105 35%	
Employment security	7139 28%	2478 33%	391 39%	145 45%	222 22%	86 27%	468 46%	144 46%	354 35%	125 42%	173 17%	56 18%	261 26%	85 28%	332 33%	106 35%	111 11%	50 16%	199 20%	61 20%	188 19%	64 21%	161 16%	38 13%	317 32%	113 38%	
To be able to travel and work all over the world	4143 17%	1101 14%	111 11%	27 8%	280 28%	69 22%	190 19%	54 17%	143 14%	29 10%	45 5%	22 7%	157 16%	45 15%	164 16%	50 17%	222 22%	71 23%	254 25%	64 21%	142 14%	34 11%	284 28%	97 32%	227 23%	56 19%	
A job without health risks	4260 17%	1471 19%	119 12%	31 10%	149 15%	47 15%	145 14%	51 16%	136 14%	57 19%	221 22%	74 24%	231 23%	88 29%	136 13%	37 12%	179 18%	65 21%	206 21%	63 21%	215 22%	64 21%	231 23%	77 25%	104 10%	28 9%	
A lot of holidays	2349 9%	596 8%	74 7%	22 7%	17 2%	5 2%	50 5%	7 2%	89 9%	19 6%	195 20%	48 16%	143 14%	44 15%	65 6%	14 5%	11 1%	2 1%	119 12%	23 8%	134 13%	34 11%	80 8%	15 5%	90 9%	17 6%	
A good salary	14012 56%	4136 54%	624 62%	203 63%	621 62%	162 52%	627 62%	177 56%	585 58%	129 43%	408 41%	117 38%	476 48%	158 53%	570 56%	153 51%	716 71%	234 77%	543 54%	152 50%	456 46%	137 46%	266 27%	88 29%	673 67%	181 60%	
A good working atmosphere, friendly colleagues	11815 47%	3613 47%	435 43%	141 44%	396 40%	106 34%	389 39%	127 40%	505 50%	150 50%	489 49%	118 39%	551 55%	154 51%	422 42%	138 46%	526 52%	140 46%	423 42%	113 37%	360 36%	104 35%	335 33%	125 41%	424 42%	126 42%	
Feeling proud of your job	7454 30%	2181 29%	343 34%	91 28%	413 41%	135 43%	396 39%	111 35%	290 29%	97 32%	359 36%	125 41%	243 24%	70 23%	269 27%	70 23%	195 19%	71 23%	290 29%	84 28%	306 31%	72 24%	242 24%	82 27%	377 37%	112 37%	
A job with a lot of responsibility	2094 8%	645 8%	64 6%	21 6%	70 7%	30 10%	109 11%	28 9%	53 5%	13 4%	33 3%	14 5%	92 9%	23 8%	179 18%	52 17%	93 9%	33 11%	79 8%	28 9%	160 16%	52 17%	108 11%	21 7%	67 7%	24 8%	

This is the English version of the results of the *2011 World Youths Survey*, which were published by the French think tank *Fondation pour l'Innovation politique*. Our publications are available in French and English at [www.fondapol.org](http://www.fondapol.org).

Fieldwork dates: June-July 2010

Q13. Which of the following aspects are the most important for your future career?

[ROTATION - MAX. 5 ANSWERS]














	TOTAL		 US		 MX		 BR		 AU		 JP		 CN		 IN		 RU		 TR		 IL		 MA		 ZA		
	16-29	30-50	16-29	30-50	16-29	30-50	16-29	30-50	16-29	30-50	16-29	30-50	16-29	30-50	16-29	30-50	16-29	30-50	16-29	30-50	16-29	30-50	16-29	30-50	16-29	30-50	16-29
Total	25103	7611	1001	324	1000	313	1008	316	1002	300	1000	304	1001	300	1015	302	1003	305	999	302	1000	300	1003	302	1006	300	
Good career opportunities	7116 28%	1773 23%	314 31%	80 25%	389 39%	157 50%	393 39%	137 43%	284 28%	51 17%	103 10%	25 8%	266 27%	72 24%	450 44%	126 42%	402 40%	76 25%	335 34%	88 29%	223 22%	53 18%	158 16%	36 12%	379 38%	103 34%	
Regular working hours	4325 17%	1377 18%	182 18%	62 19%	78 8%	20 6%	124 12%	26 8%	171 17%	61 20%	161 16%	29 10%	252 25%	79 26%	126 12%	45 15%	254 25%	76 25%	284 28%	95 31%	179 18%	44 15%	235 23%	89 29%	132 13%	38 13%	
Independent work	3882 15%	1506 20%	118 12%	50 15%	176 18%	72 23%	95 9%	40 13%	111 11%	26 9%	86 9%	39 13%	146 15%	42 14%	251 25%	68 23%	124 12%	54 18%	166 17%	57 19%	188 19%	63 21%	267 27%	95 31%	139 14%	63 21%	
Flexible working hours	6037 24%	2139 28%	293 29%	124 38%	261 26%	61 19%	232 23%	101 32%	299 30%	129 43%	223 22%	88 29%	264 26%	87 29%	267 26%	96 32%	225 22%	101 33%	136 14%	45 15%	188 19%	80 27%	108 11%	28 9%	257 26%	83 28%	
Right to parental leave	3048 12%	668 9%	78 8%	28 9%	122 12%	16 5%	95 9%	24 8%	164 16%	28 9%	106 11%	24 8%	59 6%	9 3%	77 8%	23 8%	126 13%	11 4%	97 10%	22 7%	183 18%	67 22%	232 23%	75 25%	111 11%	23 8%	
A good boss	5441 22%	1681 22%	231 23%	92 28%	149 15%	33 11%	160 16%	49 16%	277 28%	76 25%	225 23%	52 17%	236 24%	57 19%	192 19%	45 15%	206 21%	58 19%	173 17%	57 19%	257 26%	80 27%	240 24%	81 27%	222 22%	49 16%	
A prestigious status	2701 11%	524 7%	50 5%	9 3%	136 14%	19 6%	174 17%	37 12%	48 5%	10 3%	58 6%	11 4%	119 12%	25 8%	199 20%	49 16%	105 10%	16 5%	236 24%	58 19%	167 17%	35 12%	188 19%	43 14%	77 8%	11 4%	
Managing others	1813 7%	463 6%	43 4%	13 4%	61 6%	25 8%	100 10%	30 9%	53 5%	11 4%	54 5%	19 6%	61 6%	10 3%	115 11%	27 9%	74 7%	11 4%	124 12%	37 12%	138 14%	46 15%	87 9%	18 6%	98 10%	32 11%	
Do not know	600 2%	161 2%	37 4%	15 5%	1 *	-	9 1%	1 *	31 3%	9 3%	74 7%	16 5%	6 1%	2 1%	4 *	-	6 1%	1 *	12 1%	7 2%	51 5%	15 5%	21 2%	3 1%	13 1%	3 1%	

This is the English version of the results of the *2011 World Youths Survey*, which were published by the French think tank *Fondation pour l'Innovation politique*. Our publications are available in French and English at [www.fondapol.org](http://www.fondapol.org).

Fieldwork dates: June-July 2010

Q14. You would like to live...

[ONE ANSWER ONLY]

	TOTAL		 DE		 EE		 EL		 ES		 FI		 FR		 HU		 IT		 PL		 RO		 SE		 UK		 CA	
	16-29	30-50	16-29	30-50	16-29	30-50	16-29	30-50	16-29	30-50	16-29	30-50	16-29	30-50	16-29	30-50	16-29	30-50	16-29	30-50	16-29	30-50	16-29	30-50	16-29	30-50	16-29	30-50
Total	25103	7611	1001	302	1002	310	1001	301	1004	306	1001	303	1004	301	1014	301	1005	305	1005	306	1008	301	1000	303	1005	300	1015	304
Where you currently live	10486 42%	3827 50%	492 49%	175 58%	414 41%	152 49%	322 32%	111 37%	536 53%	202 66%	433 43%	183 60%	414 41%	169 56%	375 37%	134 45%	412 41%	142 47%	504 50%	161 53%	359 36%	133 44%	404 40%	199 66%	367 37%	125 42%	506 50%	188 62%
Somewhere else in your country	6203 25%	1760 23%	249 25%	56 19%	165 16%	45 15%	195 19%	76 25%	192 19%	52 17%	255 25%	54 18%	269 27%	66 22%	226 22%	60 20%	255 25%	88 29%	259 26%	67 22%	144 14%	48 16%	253 25%	49 16%	276 27%	82 27%	231 23%	54 18%
Abroad	5539 22%	1364 18%	153 15%	56 19%	308 31%	75 24%	349 35%	92 31%	156 16%	29 9%	159 16%	36 12%	167 17%	37 12%	272 27%	69 23%	225 22%	50 16%	119 12%	38 12%	418 41%	93 31%	186 19%	32 11%	233 23%	65 22%	134 13%	23 8%
Do not know	2875 11%	660 9%	107 11%	15 5%	115 11%	38 12%	135 13%	22 7%	120 12%	23 8%	154 15%	30 10%	154 15%	29 10%	141 14%	38 13%	113 11%	25 8%	123 12%	40 13%	87 9%	27 9%	157 16%	23 8%	129 13%	28 9%	144 14%	39 13%

This is the English version of the results of the *2011 World Youths Survey*, which were published by the French think tank *Fondation pour l'Innovation politique*. Our publications are available in French and English at [www.fondapol.org](http://www.fondapol.org).













Fieldwork dates: June-July 2010



# 2011 World Youths

Q14. You would like to live...

[ONE ANSWER ONLY]

	TOTAL		 US		 MX		 BR		 AU		 JP		 CN		 IN		 RU		 TR		 IL		 MA		 ZA	
	16-29	30-50	16-29	30-50	16-29	30-50	16-29	30-50	16-29	30-50	16-29	30-50	16-29	30-50	16-29	30-50	16-29	30-50	16-29	30-50	16-29	30-50	16-29	30-50	16-29	30-50
Total	25103	7611	1001	324	1000	313	1008	316	1002	300	1000	304	1001	300	1015	302	1003	305	999	302	1000	300	1003	302	1006	300
Where you currently live	10486 42%	3827 50%	397 40%	166 51%	395 40%	142 45%	423 42%	163 52%	503 50%	171 57%	495 50%	150 49%	470 47%	142 47%	532 52%	182 60%	421 42%	141 46%	354 35%	137 45%	372 37%	122 41%	281 28%	113 37%	305 30%	124 41%
Somewhere else in your country	6203 25%	1760 23%	355 35%	109 34%	286 29%	96 31%	274 27%	100 32%	217 22%	83 28%	293 29%	75 25%	279 28%	69 23%	217 21%	53 18%	229 23%	69 23%	334 33%	92 30%	208 21%	62 21%	277 28%	90 30%	265 26%	65 22%
Abroad	5539 22%	1364 18%	86 9%	17 5%	270 27%	69 22%	248 25%	44 14%	133 13%	19 6%	115 12%	43 14%	184 18%	71 24%	222 22%	52 17%	276 28%	63 21%	244 24%	59 20%	280 28%	68 23%	286 29%	73 24%	316 31%	91 30%
Do not know	2875 11%	660 9%	163 16%	32 10%	49 5%	6 2%	63 6%	9 3%	149 15%	27 9%	97 10%	36 12%	68 7%	18 6%	44 4%	15 5%	77 8%	32 10%	67 7%	14 5%	140 14%	48 16%	159 16%	26 9%	120 12%	20 7%

This is the English version of the results of the *2011 World Youths Survey*, which were published by the French think tank *Fondation pour l'Innovation politique*. Our publications are available in French and English at [www.fondapol.org](http://www.fondapol.org).

Fieldwork dates: June-July 2010



# 2011 World Youths

Q15. What do you hope to achieve during the next 15 years?

[ROTATION - MAX. 3 ANSWERS]

	TOTAL																											
	16-29	30-50	16-29	30-50	16-29	30-50	16-29	30-50	16-29	30-50	16-29	30-50	16-29	30-50	16-29	30-50	16-29	30-50	16-29	30-50	16-29	30-50	16-29	30-50	16-29	30-50	16-29	30-50
Total	25103	7611	1001	302	1002	310	1001	301	1004	306	1001	303	1004	301	1014	301	1005	305	1005	306	1008	301	1000	303	1005	300	1015	304
Starting your own company	6546 26%	2166 28%	109 11%	51 17%	284 28%	79 25%	274 27%	78 26%	213 21%	70 23%	174 17%	52 17%	183 18%	67 22%	189 19%	55 18%	191 19%	62 20%	320 32%	121 40%	254 25%	82 27%	184 18%	44 15%	189 19%	47 16%	223 22%	69 23%
Earning a lot of money	11563 46%	3678 48%	541 54%	151 50%	407 41%	170 55%	366 37%	141 47%	441 44%	101 33%	430 43%	158 52%	482 48%	156 52%	331 33%	96 32%	391 39%	115 38%	490 49%	174 57%	430 43%	124 41%	448 45%	143 47%	497 49%	119 40%	550 54%	177 58%
Moving abroad	3722 15%	1096 14%	123 12%	49 16%	161 16%	55 18%	199 20%	50 17%	103 10%	19 6%	182 18%	59 19%	119 12%	31 10%	167 16%	45 15%	120 12%	37 12%	56 6%	25 8%	265 26%	67 22%	154 15%	34 11%	141 14%	51 17%	117 12%	20 7%
Obtaining a university degree	6832 27%	822 11%	250 25%	15 5%	394 39%	41 13%	212 21%	23 8%	283 28%	23 8%	185 18%	29 10%	126 13%	11 4%	321 32%	39 13%	221 22%	26 9%	431 43%	28 9%	236 23%	38 13%	317 32%	20 7%	262 26%	25 8%	284 28%	34 11%
Having children	11273 45%	1796 24%	519 52%	56 19%	524 52%	79 25%	444 44%	134 45%	517 51%	91 30%	465 46%	66 22%	579 58%	51 17%	469 46%	99 33%	562 56%	101 33%	497 49%	63 21%	449 45%	93 31%	499 50%	50 17%	490 49%	39 13%	453 45%	82 27%
Becoming a manager or team leader	3760 15%	1052 14%	164 16%	33 11%	132 13%	34 11%	133 13%	32 11%	75 7%	20 7%	99 10%	28 9%	131 13%	29 10%	140 14%	40 13%	169 17%	45 15%	100 10%	38 12%	166 16%	52 17%	124 12%	42 14%	141 14%	40 13%	121 12%	45 15%
Owning a house/flat	14064 56%	3280 43%	560 56%	129 43%	633 63%	130 42%	524 52%	116 39%	592 59%	111 36%	635 63%	139 46%	678 68%	141 47%	533 53%	105 35%	632 63%	119 39%	653 65%	157 51%	475 47%	113 38%	536 54%	107 35%	559 56%	76 25%	600 59%	138 45%
Becoming famous	1602 6%	368 5%	24 2%	5 2%	36 4%	5 2%	76 8%	7 2%	15 1%	1 *	69 7%	7 2%	22 2%	2 1%	69 7%	8 3%	41 4%	11 4%	29 3%	4 1%	75 7%	30 10%	43 4%	5 2%	34 3%	5 2%	68 7%	14 5%
Being recognised as an artist ( <i>musician, film-maker, actor, etc.</i> )	2268 9%	458 6%	51 5%	12 4%	85 8%	12 4%	101 10%	16 5%	71 7%	9 3%	114 11%	18 6%	64 6%	14 5%	79 8%	13 4%	55 5%	12 4%	63 6%	10 3%	105 10%	32 11%	87 9%	8 3%	97 10%	18 6%	106 10%	28 9%
None of the above	742 3%	981 13%	12 1%	2 1%	23 2%	45 15%	45 4%	50 17%	40 4%	89 29%	27 3%	37 12%	23 2%	54 18%	39 4%	54 18%	22 2%	55 18%	16 2%	23 8%	32 3%	24 8%	28 3%	68 22%	27 3%	78 26%	23 2%	30 10%
Do not know	776 3%	334 4%	51 5%	56 19%	12 1%	6 2%	37 4%	5 2%	42 4%	13 4%	43 4%	13 4%	33 3%	7 2%	67 7%	35 12%	27 3%	11 4%	22 2%	14 5%	44 4%	15 5%	47 5%	20 7%	41 4%	18 6%	26 3%	9 3%













This is the English version of the results of the *2011 World Youths Survey*, which were published by the French think tank *Fondation pour l'Innovation politique*. Our publications are available in French and English at [www.fondapol.org](http://www.fondapol.org).

Fieldwork dates: June-July 2010



Q15. What do you hope to achieve during the next 15 years?

[ROTATION - MAX. 3 ANSWERS]

	TOTAL		 US		 MX		 BR		 AU		 JP		 CN		 IN		 RU		 TR		 IL		 MA		 ZA		
	16-29	30-50	16-29	30-50	16-29	30-50	16-29	30-50	16-29	30-50	16-29	30-50	16-29	30-50	16-29	30-50	16-29	30-50	16-29	30-50	16-29	30-50	16-29	30-50	16-29	30-50	16-29
Total	25103	7611	1001	324	1000	313	1008	316	1002	300	1000	304	1001	300	1015	302	1003	305	999	302	1000	300	1003	302	1006	300	
Starting your own company	6546 26%	2166 28%	168 17%	64 20%	586 59%	221 71%	368 37%	150 47%	201 20%	57 19%	92 9%	32 11%	405 40%	127 42%	361 36%	122 40%	325 32%	96 31%	262 26%	92 30%	201 20%	67 22%	397 40%	130 43%	393 39%	131 44%	
Earning a lot of money	11563 46%	3678 48%	534 53%	168 52%	413 41%	142 45%	475 47%	184 58%	543 54%	125 42%	362 36%	102 34%	644 64%	217 72%	613 60%	205 68%	497 50%	192 63%	475 48%	140 46%	439 44%	131 44%	282 28%	98 32%	482 48%	149 50%	
Moving abroad	3722 15%	1096 14%	76 8%	24 7%	151 15%	53 17%	155 15%	34 11%	117 12%	24 8%	69 7%	28 9%	129 13%	70 23%	229 23%	64 21%	136 14%	39 13%	133 13%	43 14%	198 20%	41 14%	229 23%	58 19%	193 19%	76 25%	
Obtaining a university degree	6832 27%	822 11%	426 43%	49 15%	408 41%	60 19%	445 44%	93 29%	258 26%	35 12%	79 8%	2 1%	121 12%	6 2%	159 16%	22 7%	215 21%	19 6%	278 28%	26 9%	351 35%	71 24%	237 24%	50 17%	333 33%	37 12%	
Having children	11273 45%	1796 24%	410 41%	72 22%	321 32%	48 15%	396 39%	76 24%	447 45%	45 15%	367 37%	48 16%	329 33%	33 11%	248 24%	49 16%	606 60%	67 22%	409 41%	76 25%	418 42%	109 36%	442 44%	122 40%	413 41%	47 16%	
Becoming a manager or team leader	3760 15%	1052 14%	109 11%	33 10%	78 8%	45 14%	180 18%	62 20%	154 15%	36 12%	109 11%	22 7%	177 18%	49 16%	270 27%	66 22%	153 15%	22 7%	310 31%	67 22%	177 18%	58 19%	203 20%	58 19%	145 14%	56 19%	
Owning a house/flat	14064 56%	3280 43%	547 55%	134 41%	635 64%	177 57%	590 59%	163 52%	608 61%	136 45%	352 35%	92 30%	630 63%	104 35%	540 53%	158 52%	552 55%	139 46%	521 52%	152 50%	397 40%	128 43%	510 51%	185 61%	572 57%	131 44%	
Becoming famous	1602 6%	368 5%	37 4%	12 4%	28 3%	6 2%	50 5%	14 4%	43 4%	9 3%	77 8%	16 5%	77 8%	24 8%	271 27%	79 26%	44 4%	13 4%	68 7%	18 6%	142 14%	38 13%	88 9%	19 6%	76 8%	16 5%	
Being recognised as an artist ( <i>musician, film-maker, actor, etc.</i> )	2268 9%	458 6%	112 11%	34 10%	110 11%	15 5%	78 8%	17 5%	80 8%	18 6%	77 8%	16 5%	68 7%	16 5%	88 9%	23 8%	38 4%	7 2%	87 9%	15 5%	171 17%	45 15%	158 16%	28 9%	123 12%	22 7%	
None of the above	742 3%	981 13%	27 3%	43 13%	20 2%	16 5%	11 1%	13 4%	16 2%	42 14%	144 14%	96 32%	30 3%	28 9%	10 1%	7 2%	24 2%	33 11%	39 4%	28 9%	28 3%	11 4%	18 2%	18 6%	18 2%	37 12%	
Do not know	776 3%	334 4%	32 3%	19 6%	4 *	1 *	8 1%	2 1%	29 3%	19 6%	82 8%	18 6%	8 1%	5 2%	7 1%	1 *	8 1%	14 5%	19 2%	9 3%	45 5%	18 6%	25 2%	4 1%	17 2%	2 1%	

This is the English version of the results of the *2011 World Youths Survey*, which were published by the French think tank *Fondation pour l'Innovation politique*. Our publications are available in French and English at [www.fondapol.org](http://www.fondapol.org).

Fieldwork dates: June-July 2010





# 2011 World Youths

Q16. How interested are you in the following?

Spending time with your family

[ONE ANSWER ONLY]

	TOTAL																											
	16-29	30-50	16-29	30-50	16-29	30-50	16-29	30-50	16-29	30-50	16-29	30-50	16-29	30-50	16-29	30-50	16-29	30-50	16-29	30-50	16-29	30-50	16-29	30-50	16-29	30-50	16-29	30-50
Total	25103	7611	1001	302	1002	310	1001	301	1004	306	1001	303	1004	301	1014	301	1005	305	1005	306	1008	301	1000	303	1005	300	1015	304
Very interested	15066 60%	5148 68%	540 54%	194 64%	644 64%	201 65%	641 64%	236 78%	476 47%	183 60%	552 55%	181 60%	543 54%	186 62%	592 58%	193 64%	530 53%	184 60%	603 60%	216 71%	627 62%	191 63%	554 55%	208 69%	591 59%	211 70%	607 60%	217 71%
Fairly interested	7677 31%	2031 27%	325 32%	83 27%	286 29%	97 31%	256 26%	52 17%	409 41%	104 34%	326 33%	90 30%	370 37%	108 36%	305 30%	80 27%	382 38%	103 34%	317 32%	82 27%	279 28%	90 30%	317 32%	74 24%	309 31%	64 21%	316 31%	71 23%
Not really interested	1604 6%	294 4%	99 10%	13 4%	59 6%	12 4%	68 7%	10 3%	89 9%	15 5%	74 7%	23 8%	54 5%	4 1%	66 7%	15 5%	72 7%	16 5%	66 7%	6 2%	53 5%	11 4%	73 7%	15 5%	71 7%	16 5%	66 7%	10 3%
Not at all interested	297 1%	64 1%	10 1%	8 3%	5 *	- -	16 2%	1 *	11 1%	2 1%	14 1%	5 2%	14 1%	1 *	12 1%	3 1%	5 *	1 *	10 1%	1 *	12 1%	1 *	15 2%	1 *	13 1%	5 2%	11 1%	4 1%
Do not know	459 2%	74 1%	27 3%	4 1%	8 1%	- -	20 2%	2 1%	19 2%	2 1%	35 3%	4 1%	23 2%	2 1%	39 4%	10 3%	16 2%	1 *	9 1%	1 *	37 4%	8 3%	41 4%	5 2%	21 2%	4 1%	15 1%	2 1%
Total 'Interested'	22743 91%	7179 94%	865 86%	277 92%	930 93%	298 96%	897 90%	288 96%	885 88%	287 94%	878 88%	271 89%	913 91%	294 98%	897 88%	273 91%	912 91%	287 94%	920 92%	298 97%	906 90%	281 93%	871 87%	282 93%	900 90%	275 92%	923 91%	288 95%
Total 'Not interested'	1901 8%	358 5%	109 11%	21 7%	64 6%	12 4%	84 8%	11 4%	100 10%	17 6%	88 9%	28 9%	68 7%	5 2%	78 8%	18 6%	77 8%	17 6%	76 8%	7 2%	65 6%	12 4%	88 9%	16 5%	84 8%	21 7%	77 8%	14 5%

This is the English version of the results of the *2011 World Youths Survey*, which were published by the French think tank *Fondation pour l'Innovation politique*. Our publications are available in French and English at [www.fondapol.org](http://www.fondapol.org).

Fieldwork dates: June-July 2010





# 2011 World Youths

Q16. How interested are you in the following?

Spending time with your family

[ONE ANSWER ONLY]

	TOTAL		US		MX		BR		AU		JP		CN		IN		RU		TR		IL		MA		ZA		
	16-29	30-50	16-29	30-50	16-29	30-50	16-29	30-50	16-29	30-50	16-29	30-50	16-29	30-50	16-29	30-50	16-29	30-50	16-29	30-50	16-29	30-50	16-29	30-50	16-29	30-50	
Total	25103	7611	1001	324	1000	313	1008	316	1002	300	1000	304	1001	300	1015	302	1003	305	999	302	1000	300	1003	302	1006	300	
Very interested	15066 60%	5148 68%	629 63%	258 80%	698 70%	252 81%	696 69%	262 83%	586 58%	203 68%	373 37%	125 41%	536 54%	170 57%	808 80%	233 77%	598 60%	161 53%	543 54%	187 62%	655 66%	218 73%	757 75%	247 82%	687 68%	231 77%	
Fairly interested	7677 31%	2031 27%	291 29%	58 18%	265 27%	53 17%	248 25%	47 15%	334 33%	77 26%	420 42%	132 43%	407 41%	128 43%	184 18%	66 22%	346 34%	128 42%	314 29%	87 24%	237 24%	55 18%	179 18%	47 16%	255 25%	55 18%	
Not really interested	1604 6%	294 4%	57 6%	7 2%	33 3%	6 2%	44 4%	6 2%	56 6%	18 6%	134 13%	32 11%	41 4%	- -	16 2%	2 1%	44 4%	13 4%	106 11%	18 6%	61 6%	5 5%	14 5%	53 5%	5 2%	49 5%	7 2%
Not at all interested	297 1%	64 1%	11 1%	1 *	3 *	1 *	12 1%	1 *	12 1%	- -	34 3%	9 3%	8 1%	2 1%	2 *	- -	9 1%	- -	25 3%	5 2%	18 2%	6 2%	9 1%	1 *	6 1%	5 2%	
Do not know	459 2%	74 1%	13 1%	- -	1 *	1 *	8 1%	- -	14 1%	2 1%	39 4%	6 2%	9 1%	- -	5 *	1 *	6 1%	3 1%	11 1%	5 2%	29 3%	7 2%	5 *	2 1%	9 1%	2 1%	
Total 'Interested'	22743 91%	7179 94%	920 92%	316 98%	963 96%	305 97%	944 94%	309 98%	920 92%	280 93%	793 79%	257 85%	943 94%	298 99%	992 98%	299 99%	944 94%	289 95%	857 86%	274 91%	892 89%	273 91%	936 93%	294 97%	942 94%	286 95%	
Total 'Not interested'	1901 8%	358 5%	68 7%	8 2%	36 4%	7 2%	56 6%	7 2%	68 7%	18 6%	168 17%	41 13%	49 5%	2 1%	18 2%	2 1%	53 5%	13 4%	131 13%	23 8%	79 8%	20 7%	62 6%	6 2%	55 5%	12 4%	

This is the English version of the results of the *2011 World Youths Survey*, which were published by the French think tank *Fondation pour l'Innovation politique*. Our publications are available in French and English at [www.fondapol.org](http://www.fondapol.org).

Fieldwork dates: June-July 2010





# 2011 World Youths

Q16. How interested are you in the following?

Spending time with your friends

[ONE ANSWER ONLY]

	TOTAL																											
	16-29	30-50	16-29	30-50	16-29	30-50	16-29	30-50	16-29	30-50	16-29	30-50	16-29	30-50	16-29	30-50	16-29	30-50	16-29	30-50	16-29	30-50	16-29	30-50	16-29	30-50	16-29	30-50
Total	25103	7611	1001	302	1002	310	1001	301	1004	306	1001	303	1004	301	1014	301	1005	305	1005	306	1008	301	1000	303	1005	300	1015	304
Very interested	12452	2917	489	127	546	92	636	165	419	113	557	118	496	120	478	110	430	110	542	106	458	111	569	150	542	133	558	148
	50%	38%	49%	42%	54%	30%	64%	55%	42%	37%	56%	39%	49%	40%	47%	37%	43%	36%	54%	35%	45%	37%	57%	50%	54%	44%	55%	49%
Fairly interested	10250	3774	421	150	400	166	290	122	482	166	342	159	433	157	406	145	478	160	400	177	437	147	313	123	368	132	371	135
	41%	50%	42%	50%	40%	54%	29%	41%	48%	54%	34%	52%	43%	52%	40%	48%	48%	52%	40%	58%	43%	49%	31%	41%	37%	44%	37%	44%
Not really interested	1669	736	56	17	48	46	49	10	76	21	55	18	44	16	78	26	66	29	47	20	73	30	63	26	62	26	57	19
	7%	10%	6%	6%	5%	15%	5%	3%	8%	7%	5%	6%	4%	5%	8%	9%	7%	10%	5%	7%	7%	10%	6%	9%	6%	9%	6%	6%
Not at all interested	286	109	12	4	2	5	11	3	7	3	9	6	5	3	14	12	15	5	7	-	8	5	13	-	14	3	14	-
	1%	1%	1%	1%	*	2%	1%	1%	1%	1%	1%	2%	*	1%	1%	4%	1%	2%	1%	-	1%	2%	1%	-	1%	1%	1%	-
Do not know	446	75	23	4	6	1	15	1	20	3	38	2	26	5	38	8	16	1	9	3	32	8	42	4	19	6	15	2
	2%	1%	2%	1%	1%	*	1%	*	2%	1%	4%	1%	3%	2%	4%	3%	2%	*	1%	1%	3%	3%	4%	1%	2%	2%	1%	1%
Total 'Interested'	22702	6691	910	277	946	258	926	287	901	279	899	277	929	277	884	255	908	270	942	283	895	258	882	273	910	265	929	283
	90%	88%	91%	92%	94%	83%	93%	95%	90%	91%	90%	91%	93%	92%	87%	85%	90%	89%	94%	92%	89%	86%	88%	90%	91%	88%	92%	93%
Total 'Not interested'	1955	845	68	21	50	51	60	13	83	24	64	24	49	19	92	38	81	34	54	20	81	35	76	26	76	29	71	19
	8%	11%	7%	7%	5%	16%	6%	4%	8%	8%	6%	8%	5%	6%	9%	13%	8%	11%	5%	7%	8%	12%	8%	9%	8%	10%	7%	6%

This is the English version of the results of the *2011 World Youths Survey*, which were published by the French think tank *Fondation pour l'Innovation politique*. Our publications are available in French and English at [www.fondapol.org](http://www.fondapol.org).

Fieldwork dates: June-July 2010



# 2011 World Youths

Q16. How interested are you in the following?

Spending time with your friends

[ONE ANSWER ONLY]

	TOTAL		US		MX		BR		AU		JP		CN		IN		RU		TR		IL		MA		ZA	
	16-29	30-50	16-29	30-50	16-29	30-50	16-29	30-50	16-29	30-50	16-29	30-50	16-29	30-50	16-29	30-50	16-29	30-50	16-29	30-50	16-29	30-50	16-29	30-50	16-29	30-50
Total	25103	7611	1001	324	1000	313	1008	316	1002	300	1000	304	1001	300	1015	302	1003	305	999	302	1000	300	1003	302	1006	300
Very interested	12452	2917	612	175	361	63	529	151	546	144	335	75	393	84	625	119	380	63	497	122	584	163	321	49	549	106
	50%	38%	61%	54%	36%	20%	52%	48%	54%	48%	34%	25%	39%	28%	62%	39%	38%	21%	50%	40%	58%	54%	32%	16%	55%	35%
Fairly interested	10250	3774	325	121	492	175	393	133	379	140	478	161	567	204	333	162	532	175	411	136	323	107	487	166	389	155
	41%	50%	32%	37%	49%	56%	39%	42%	38%	47%	48%	53%	57%	68%	33%	54%	53%	57%	41%	45%	32%	36%	49%	55%	39%	52%
Not really interested	1669	736	36	25	139	72	68	29	59	12	124	51	33	12	44	19	74	59	61	31	48	19	157	71	52	32
	7%	10%	4%	8%	14%	23%	7%	9%	6%	4%	12%	17%	3%	4%	4%	6%	7%	19%	6%	10%	5%	6%	16%	24%	5%	11%
Not at all interested	286	109	13	3	6	2	11	3	6	2	29	10	2	-	7	2	11	5	17	8	18	4	27	15	8	6
	1%	1%	1%	1%	1%	1%	1%	1%	1%	1%	3%	3%	*	-	1%	1%	1%	2%	2%	3%	2%	1%	3%	5%	1%	2%
Do not know	446	75	15	-	2	1	7	-	12	2	34	7	6	-	6	-	6	3	13	5	27	7	11	1	8	1
	2%	1%	1%	-	*	*	1%	-	1%	1%	3%	2%	1%	-	1%	-	1%	1%	1%	2%	3%	2%	1%	*	1%	*
Total 'Interested'	22702	6691	937	296	853	238	922	284	925	284	813	236	960	288	958	281	912	238	908	258	907	270	808	215	938	261
	90%	88%	94%	91%	85%	76%	91%	90%	92%	95%	81%	78%	96%	96%	94%	93%	91%	78%	91%	85%	91%	90%	81%	71%	93%	87%
Total 'Not interested'	1955	845	49	28	145	74	79	32	65	14	153	61	35	12	51	21	85	64	78	39	66	23	184	86	60	38
	8%	11%	5%	9%	15%	24%	8%	10%	6%	5%	15%	20%	3%	4%	5%	7%	8%	21%	8%	13%	7%	8%	18%	28%	6%	13%

This is the English version of the results of the *2011 World Youths Survey*, which were published by the French think tank *Fondation pour l'Innovation politique*. Our publications are available in French and English at [www.fondapol.org](http://www.fondapol.org).

Fieldwork dates: June-July 2010





Q16. How interested are you in the following?

Reading

[ONE ANSWER ONLY]

	TOTAL																											
	16-29	30-50	16-29	30-50	16-29	30-50	16-29	30-50	16-29	30-50	16-29	30-50	16-29	30-50	16-29	30-50	16-29	30-50	16-29	30-50	16-29	30-50	16-29	30-50	16-29	30-50	16-29	30-50
Total	25103	7611	1001	302	1002	310	1001	301	1004	306	1001	303	1004	301	1014	301	1005	305	1005	306	1008	301	1000	303	1005	300	1015	304
Very interested	7623 30%	2615 34%	249 25%	87 29%	199 20%	89 29%	311 31%	108 36%	237 24%	92 30%	280 28%	99 33%	201 20%	81 27%	248 24%	84 28%	276 27%	108 35%	281 28%	93 30%	287 28%	100 33%	283 28%	109 36%	301 30%	114 38%	308 30%	105 35%
Fairly interested	10612 42%	3445 45%	432 43%	124 41%	422 42%	146 47%	396 40%	131 44%	486 48%	162 53%	388 39%	134 44%	478 48%	161 53%	372 37%	129 43%	486 48%	139 46%	423 42%	155 51%	353 35%	131 44%	380 43%	129 43%	439 44%	128 43%	418 41%	132 43%
Not really interested	4989 20%	1176 15%	220 22%	64 21%	296 30%	61 20%	226 23%	47 16%	212 21%	44 14%	221 22%	53 17%	224 22%	38 13%	262 26%	66 22%	187 19%	51 17%	221 22%	48 16%	256 25%	51 17%	207 21%	38 13%	190 19%	43 14%	212 21%	51 17%
Not at all interested	1398 6%	300 4%	75 7%	23 8%	76 8%	10 3%	50 5%	14 5%	45 4%	6 2%	73 7%	17 6%	77 8%	19 6%	87 9%	13 4%	40 4%	5 2%	65 6%	7 2%	77 8%	9 3%	92 9%	23 8%	50 5%	11 4%	64 6%	13 4%
Do not know	481 2%	75 1%	25 2%	4 1%	9 1%	4 1%	18 2%	1 *	24 2%	2 1%	39 4%	- -	24 2%	2 1%	45 4%	9 3%	16 2%	2 1%	15 1%	3 1%	35 3%	10 3%	38 4%	4 1%	25 2%	4 1%	13 1%	3 1%
Total 'Interested'	18235 73%	6060 80%	681 68%	211 70%	621 62%	235 76%	707 71%	239 79%	723 72%	254 83%	668 67%	233 77%	679 68%	242 80%	620 61%	213 71%	762 76%	247 81%	704 70%	248 81%	640 63%	231 77%	663 66%	238 79%	740 74%	242 81%	726 72%	237 78%
Total 'Not interested'	6387 25%	1476 19%	295 29%	87 29%	372 37%	71 23%	276 28%	61 20%	257 26%	50 16%	294 29%	70 23%	301 30%	57 19%	349 34%	79 26%	227 23%	56 18%	286 28%	55 18%	333 33%	60 20%	299 30%	61 20%	240 24%	54 18%	276 27%	64 21%

This is the English version of the results of the *2011 World Youths Survey*, which were published by the French think tank *Fondation pour l'Innovation politique*. Our publications are available in French and English at [www.fondapol.org](http://www.fondapol.org).

Fieldwork dates: June-July 2010















# 2011 World Youths

Q16. How interested are you in the following?

Reading

[ONE ANSWER ONLY]

	TOTAL		 US		 MX		 BR		 AU		 JP		 CN		 IN		 RU		 TR		 IL		 MA		 ZA	
	16-29	30-50	16-29	30-50	16-29	30-50	16-29	30-50	16-29	30-50	16-29	30-50	16-29	30-50	16-29	30-50	16-29	30-50	16-29	30-50	16-29	30-50	16-29	30-50	16-29	30-50
Total	25103	7611	1001	324	1000	313	1008	316	1002	300	1000	304	1001	300	1015	302	1003	305	999	302	1000	300	1003	302	1006	300
Very interested	7623 30%	2615 34%	335 33%	126 39%	344 34%	102 33%	413 41%	179 57%	247 25%	94 31%	294 29%	73 24%	282 28%	77 26%	426 42%	141 47%	252 25%	74 24%	463 46%	131 43%	372 37%	125 42%	413 41%	118 39%	321 32%	106 35%
Fairly interested	10612 42%	3445 45%	390 39%	137 42%	485 49%	166 53%	389 39%	99 31%	462 46%	134 45%	437 44%	155 51%	620 62%	203 68%	423 42%	124 41%	468 47%	168 55%	372 37%	113 37%	301 30%	87 29%	400 40%	135 45%	392 39%	123 41%
Not really interested	4989 20%	1176 15%	195 19%	43 13%	157 16%	41 13%	166 16%	28 9%	218 22%	47 16%	183 18%	54 18%	81 8%	19 6%	138 14%	32 11%	227 23%	57 19%	124 12%	47 16%	200 20%	54 18%	164 16%	42 14%	202 20%	57 19%
Not at all interested	1398 6%	300 4%	63 6%	17 5%	13 1%	3 1%	33 3%	10 3%	60 6%	22 7%	60 6%	17 6%	6 1%	1 *	23 2%	4 1%	48 5%	4 1%	29 3%	7 2%	94 9%	26 9%	19 2%	6 2%	79 8%	13 4%
Do not know	481 2%	75 1%	18 2%	1 *	1 *	1 *	7 1%	- -	15 1%	3 1%	26 3%	5 2%	12 1%	- -	5 *	1 *	8 1%	2 1%	11 1%	4 1%	33 3%	8 3%	7 1%	1 *	12 1%	1 *
Total 'Interested'	18235 73%	6060 80%	725 72%	263 81%	829 83%	268 86%	802 80%	278 88%	709 71%	228 76%	731 73%	228 75%	902 90%	280 93%	849 84%	265 88%	720 72%	242 79%	835 84%	244 81%	673 67%	212 71%	813 81%	253 84%	713 71%	229 76%
Total 'Not interested'	6387 25%	1476 19%	258 26%	60 19%	170 17%	44 14%	199 20%	38 12%	278 28%	69 23%	243 24%	71 23%	87 9%	20 7%	161 16%	36 12%	275 27%	61 20%	153 15%	54 18%	294 29%	80 27%	183 18%	48 16%	281 28%	70 23%

This is the English version of the results of the *2011 World Youths Survey*, which were published by the French think tank *Fondation pour l'Innovation politique*. Our publications are available in French and English at [www.fondapol.org](http://www.fondapol.org).

Fieldwork dates: June-July 2010







Q16. How interested are you in the following?

Participating in cultural and artistic activities

[ONE ANSWER ONLY]

	TOTAL																											
	16-29	30-50	16-29	30-50	16-29	30-50	16-29	30-50	16-29	30-50	16-29	30-50	16-29	30-50	16-29	30-50	16-29	30-50	16-29	30-50	16-29	30-50	16-29	30-50	16-29	30-50	16-29	30-50
Total	25103	7611	1001	302	1002	310	1001	301	1004	306	1001	303	1004	301	1014	301	1005	305	1005	306	1008	301	1000	303	1005	300	1015	304
Very interested	5609 22%	1494 20%	117 12%	38 13%	162 16%	35 11%	239 24%	62 21%	185 18%	49 16%	146 15%	30 10%	183 18%	43 14%	158 16%	47 16%	203 20%	70 23%	192 19%	57 19%	267 26%	66 22%	137 14%	34 11%	145 14%	32 11%	201 20%	60 20%
Fairly interested	9992 40%	3305 43%	379 38%	111 37%	363 36%	147 47%	378 38%	122 41%	475 47%	156 51%	329 33%	106 35%	442 44%	145 48%	346 34%	107 36%	496 49%	151 50%	506 50%	180 59%	381 38%	145 48%	279 28%	95 31%	358 36%	112 37%	388 38%	121 40%
Not really interested	6742 27%	2088 27%	351 35%	97 32%	374 37%	107 35%	272 27%	97 32%	266 26%	86 28%	317 32%	111 37%	283 28%	83 28%	329 32%	97 32%	239 24%	71 23%	249 25%	61 20%	240 24%	67 22%	308 31%	102 34%	355 35%	109 36%	308 30%	99 33%
Not at all interested	2141 9%	600 8%	124 12%	50 17%	88 9%	17 5%	93 9%	19 6%	50 5%	11 4%	165 16%	56 18%	62 6%	23 8%	133 13%	37 12%	49 5%	9 3%	42 4%	6 2%	82 8%	13 4%	226 23%	65 21%	115 11%	39 13%	95 9%	19 6%
Do not know	619 2%	124 2%	30 3%	6 2%	15 1%	4 1%	19 2%	1 *	28 3%	4 1%	44 4%	- -	34 3%	7 2%	48 5%	13 4%	18 2%	4 1%	16 2%	2 1%	38 4%	10 3%	50 5%	7 2%	32 3%	8 3%	23 2%	5 2%
Total 'Interested'	15601 62%	4799 63%	496 50%	149 49%	525 52%	182 59%	617 62%	184 61%	660 66%	205 67%	475 47%	136 45%	625 62%	188 62%	504 50%	154 51%	699 70%	221 72%	698 69%	237 77%	648 64%	211 70%	416 42%	129 43%	503 50%	144 48%	589 58%	181 60%
Total 'Not interested'	8883 35%	2688 35%	475 47%	147 49%	462 46%	124 40%	365 36%	116 39%	316 31%	97 32%	482 48%	167 55%	345 34%	106 35%	462 46%	134 45%	288 29%	80 26%	291 29%	67 22%	322 32%	80 27%	534 53%	167 55%	470 47%	148 49%	403 40%	118 39%

This is the English version of the results of the *2011 World Youths Survey*, which were published by the French think tank *Fondation pour l'Innovation politique*. Our publications are available in French and English at [www.fondapol.org](http://www.fondapol.org).

Fieldwork dates: June-July 2010



# 2011 World Youths

Q16. How interested are you in the following?

Participating in cultural and artistic activities

[ONE ANSWER ONLY]

	TOTAL		US		MX		BR		AU		JP		CN		IN		RU		TR		IL		MA		ZA	
	16-29	30-50	16-29	30-50	16-29	30-50	16-29	30-50	16-29	30-50	16-29	30-50	16-29	30-50	16-29	30-50	16-29	30-50	16-29	30-50	16-29	30-50	16-29	30-50	16-29	30-50
Total	25103	7611	1001	324	1000	313	1008	316	1002	300	1000	304	1001	300	1015	302	1003	305	999	302	1000	300	1003	302	1006	300
Very interested	5609 22%	1494 20%	221 22%	75 23%	333 33%	79 25%	342 34%	131 41%	127 13%	26 9%	174 17%	43 14%	228 23%	56 19%	380 37%	84 28%	132 13%	32 10%	445 45%	119 39%	342 34%	101 34%	320 32%	77 25%	230 23%	48 16%
Fairly interested	9992 40%	3305 43%	395 39%	133 41%	438 44%	172 55%	423 42%	129 41%	381 38%	115 38%	404 40%	145 48%	591 59%	199 66%	419 41%	151 50%	405 40%	128 42%	380 38%	114 31%	306 31%	94 31%	350 35%	122 40%	380 38%	105 35%
Not really interested	6742 27%	2088 27%	269 27%	81 25%	208 21%	58 19%	182 18%	44 14%	357 36%	108 36%	275 28%	88 29%	153 15%	44 15%	170 17%	58 19%	379 38%	120 39%	119 12%	51 17%	207 21%	69 23%	244 24%	67 22%	288 29%	113 38%
Not at all interested	2141 9%	600 8%	85 8%	31 10%	19 2%	2 1%	49 5%	11 3%	113 11%	43 14%	106 11%	16 5%	14 1%	1 *	41 4%	9 3%	72 7%	21 7%	40 4%	13 4%	111 11%	27 9%	74 7%	31 10%	93 9%	31 10%
Do not know	619 2%	124 2%	31 3%	4 1%	2 *	2 1%	12 1%	1 *	24 2%	8 3%	41 4%	12 4%	15 1%	- -	5 *	- -	15 1%	4 1%	15 2%	5 2%	34 3%	9 3%	15 1%	5 2%	15 1%	3 1%
Total 'Interested'	15601 62%	4799 63%	616 62%	208 64%	771 77%	251 80%	765 76%	260 82%	508 51%	141 47%	578 58%	188 62%	819 82%	255 85%	799 79%	235 78%	537 54%	160 52%	825 83%	233 77%	648 65%	195 65%	670 67%	199 66%	610 61%	153 51%
Total 'Not interested'	8883 35%	2688 35%	354 35%	112 35%	227 23%	60 19%	231 23%	55 17%	470 47%	151 50%	381 38%	104 34%	167 17%	45 15%	211 21%	67 22%	451 45%	141 46%	159 16%	64 21%	318 32%	96 32%	318 32%	98 32%	381 38%	144 48%

This is the English version of the results of the *2011 World Youths Survey*, which were published by the French think tank *Fondation pour l'Innovation politique*. Our publications are available in French and English at [www.fondapol.org](http://www.fondapol.org).

Fieldwork dates: June-July 2010





Q16. How interested are you in the following?

Going to the cinema, theatre

[ONE ANSWER ONLY]

	TOTAL																											
	16-29	30-50	16-29	30-50	16-29	30-50	16-29	30-50	16-29	30-50	16-29	30-50	16-29	30-50	16-29	30-50	16-29	30-50	16-29	30-50	16-29	30-50	16-29	30-50	16-29	30-50	16-29	30-50
Total	25103	7611	1001	302	1002	310	1001	301	1004	306	1001	303	1004	301	1014	301	1005	305	1005	306	1008	301	1000	303	1005	300	1015	304
Very interested	7445 30%	1713 23%	171 17%	49 16%	280 28%	60 19%	332 33%	76 25%	251 25%	55 18%	257 26%	37 12%	247 25%	57 19%	211 21%	53 18%	258 26%	70 23%	266 26%	77 25%	320 32%	75 25%	256 26%	55 18%	264 26%	50 17%	302 30%	78 26%
Fairly interested	11600 46%	3772 50%	549 55%	140 46%	533 53%	173 56%	410 41%	156 52%	512 51%	189 62%	476 48%	157 52%	586 58%	165 55%	419 41%	121 40%	534 53%	161 53%	525 52%	177 58%	397 39%	140 47%	468 47%	155 51%	518 52%	173 58%	508 50%	138 45%
Not really interested	4403 18%	1596 21%	208 21%	83 27%	154 15%	64 21%	187 19%	58 19%	186 19%	46 15%	187 19%	81 27%	120 12%	57 19%	247 24%	92 31%	167 17%	67 22%	176 18%	41 13%	184 18%	58 19%	191 19%	64 21%	156 16%	51 17%	151 15%	70 23%
Not at all interested	1033 4%	417 5%	45 4%	23 8%	28 3%	11 4%	47 5%	10 3%	30 3%	13 4%	36 4%	28 9%	28 3%	19 6%	76 7%	22 7%	30 3%	6 2%	25 2%	7 2%	59 6%	14 5%	36 4%	24 8%	37 4%	22 7%	39 4%	16 5%
Do not know	622 2%	113 1%	28 3%	7 2%	7 1%	2 1%	25 2%	1 *	25 2%	3 1%	45 4%	- -	23 2%	3 1%	61 6%	13 4%	16 2%	1 *	13 1%	4 1%	48 5%	14 5%	49 5%	5 2%	30 3%	4 1%	15 1%	2 1%
Total 'Interested'	19045 76%	5485 72%	720 72%	189 63%	813 81%	233 75%	742 74%	232 77%	763 76%	244 80%	733 73%	194 64%	833 83%	222 74%	630 62%	174 58%	792 79%	231 76%	791 79%	254 83%	717 71%	215 71%	724 72%	210 69%	782 78%	223 74%	810 80%	216 71%
Total 'Not interested'	5436 22%	2013 26%	253 25%	106 35%	182 18%	75 24%	234 23%	68 23%	216 22%	59 19%	223 22%	109 36%	148 15%	76 25%	323 32%	114 38%	197 20%	73 24%	201 20%	48 16%	243 24%	72 24%	227 23%	88 29%	193 19%	73 24%	190 19%	86 28%

This is the English version of the results of the *2011 World Youths Survey*, which were published by the French think tank *Fondation pour l'Innovation politique*. Our publications are available in French and English at [www.fondapol.org](http://www.fondapol.org).

Fieldwork dates: June-July 2010



# 2011 World Youths

Q16. How interested are you in the following?

Going to the cinema, theatre

[ONE ANSWER ONLY]

	TOTAL		US		MX		BR		AU		JP		CN		IN		RU		TR		IL		MA		ZA	
	16-29	30-50	16-29	30-50	16-29	30-50	16-29	30-50	16-29	30-50	16-29	30-50	16-29	30-50	16-29	30-50	16-29	30-50	16-29	30-50	16-29	30-50	16-29	30-50	16-29	30-50
Total	25103	7611	1001	324	1000	313	1008	316	1002	300	1000	304	1001	300	1015	302	1003	305	999	302	1000	300	1003	302	1006	300
Very interested	7445 30%	1713 23%	345 34%	98 30%	379 38%	92 29%	497 49%	146 46%	238 24%	60 20%	267 27%	56 18%	171 17%	36 12%	443 44%	86 28%	213 21%	34 11%	517 52%	118 39%	402 40%	101 34%	226 23%	29 10%	332 33%	65 22%
Fairly interested	11600 46%	3772 50%	470 47%	162 50%	465 47%	167 53%	373 37%	124 39%	560 56%	162 54%	441 44%	169 56%	445 44%	164 55%	389 38%	139 46%	570 57%	170 56%	357 36%	121 40%	349 35%	126 42%	295 29%	74 25%	451 45%	149 50%
Not really interested	4403 18%	1596 21%	129 13%	48 15%	140 14%	50 16%	95 9%	36 11%	159 16%	64 21%	194 19%	60 20%	319 32%	93 31%	151 15%	66 22%	188 19%	86 28%	89 9%	42 14%	153 15%	44 15%	309 31%	112 37%	163 16%	63 21%
Not at all interested	1033 4%	417 5%	40 4%	14 4%	10 1%	2 1%	28 3%	7 2%	29 3%	10 3%	67 7%	14 5%	37 4%	6 2%	20 2%	11 4%	19 2%	12 4%	15 2%	13 4%	46 5%	15 5%	160 16%	77 25%	46 5%	21 7%
Do not know	622 2%	113 1%	17 2%	2 1%	6 1%	2 1%	15 1%	3 1%	16 2%	4 1%	31 3%	5 2%	29 3%	1 *	12 1%	-	13 1%	3 1%	21 2%	8 3%	50 5%	14 5%	13 1%	10 3%	14 1%	2 1%
Total 'Interested'	19045 76%	5485 72%	815 81%	260 80%	844 84%	259 83%	870 86%	270 85%	798 80%	222 74%	708 71%	225 74%	616 62%	200 67%	832 82%	225 75%	783 78%	204 67%	874 87%	239 79%	751 75%	227 76%	521 52%	103 34%	783 78%	214 71%
Total 'Not interested'	5436 22%	2013 26%	169 17%	62 19%	150 15%	52 17%	123 12%	43 14%	188 19%	74 25%	261 26%	74 24%	356 36%	99 33%	171 17%	77 25%	207 21%	98 32%	104 10%	55 18%	199 20%	59 20%	469 47%	189 63%	209 21%	84 28%

This is the English version of the results of the *2011 World Youths Survey*, which were published by the French think tank *Fondation pour l'Innovation politique*. Our publications are available in French and English at [www.fondapol.org](http://www.fondapol.org).

Fieldwork dates: June-July 2010





# 2011 World Youths

Q16. How interested are you in the following?

Going to museums, exhibitions

[ONE ANSWER ONLY]

	TOTAL																											
	16-29	30-50	16-29	30-50	16-29	30-50	16-29	30-50	16-29	30-50	16-29	30-50	16-29	30-50	16-29	30-50	16-29	30-50	16-29	30-50	16-29	30-50	16-29	30-50	16-29	30-50	16-29	30-50
Total	25103	7611	1001	302	1002	310	1001	301	1004	306	1001	303	1004	301	1014	301	1005	305	1005	306	1008	301	1000	303	1005	300	1015	304
Very interested	5082	1380	82	29	114	40	236	64	167	51	124	24	124	42	143	42	171	66	143	54	260	69	124	33	145	36	192	59
	20%	18%	8%	10%	11%	13%	24%	21%	17%	17%	12%	8%	12%	14%	14%	14%	17%	22%	14%	18%	26%	23%	12%	11%	14%	12%	19%	19%
Fairly interested	10264	3480	347	128	415	153	356	118	451	158	287	107	497	142	336	110	503	141	373	150	411	132	365	128	464	156	446	130
	41%	46%	35%	42%	41%	49%	36%	39%	45%	52%	29%	35%	50%	47%	33%	37%	50%	46%	37%	49%	41%	44%	37%	42%	46%	52%	44%	43%
Not really interested	7016	2088	397	93	380	99	276	102	296	80	392	119	271	81	349	106	250	86	377	81	224	72	318	95	299	81	264	93
	28%	27%	40%	31%	38%	32%	28%	34%	29%	26%	39%	39%	27%	27%	34%	35%	25%	28%	38%	26%	22%	24%	32%	31%	30%	27%	26%	31%
Not at all interested	2175	560	147	46	81	16	113	16	62	14	151	53	84	31	139	31	63	10	84	12	73	19	151	41	73	23	96	19
	9%	7%	15%	15%	8%	5%	11%	5%	6%	5%	15%	17%	8%	10%	14%	10%	6%	3%	8%	4%	7%	6%	15%	14%	7%	8%	9%	6%
Do not know	566	103	28	6	12	2	20	1	28	3	47	-	28	5	47	12	18	2	28	9	40	9	42	6	24	4	17	3
	2%	1%	3%	2%	1%	1%	2%	*	3%	1%	5%	-	3%	2%	5%	4%	2%	1%	3%	3%	4%	3%	4%	2%	2%	1%	2%	1%
Total 'Interested'	15346	4860	429	157	529	193	592	182	618	209	411	131	621	184	479	152	674	207	516	204	671	201	489	161	609	192	638	189
	61%	64%	43%	52%	53%	62%	59%	60%	62%	68%	41%	43%	62%	61%	47%	50%	67%	68%	51%	67%	67%	67%	49%	53%	61%	64%	63%	62%
Total 'Not interested'	9191	2648	544	139	461	115	389	118	358	94	543	172	355	112	488	137	313	96	461	93	297	91	469	136	372	104	360	112
	37%	35%	54%	46%	46%	37%	39%	39%	36%	31%	54%	57%	35%	37%	48%	46%	31%	31%	46%	30%	29%	30%	47%	45%	37%	35%	35%	37%

This is the English version of the results of the *2011 World Youths Survey*, which were published by the French think tank *Fondation pour l'Innovation politique*. Our publications are available in French and English at [www.fondapol.org](http://www.fondapol.org).

Fieldwork dates: June-July 2010



# 2011 World Youths

Q16. How interested are you in the following?

Going to museums, exhibitions

[ONE ANSWER ONLY]

	TOTAL		US		MX		BR		AU		JP		CN		IN		RU		TR		IL		MA		ZA	
	16-29	30-50	16-29	30-50	16-29	30-50	16-29	30-50	16-29	30-50	16-29	30-50	16-29	30-50	16-29	30-50	16-29	30-50	16-29	30-50	16-29	30-50	16-29	30-50	16-29	30-50
Total	25103	7611	1001	324	1000	313	1008	316	1002	300	1000	304	1001	300	1015	302	1003	305	999	302	1000	300	1003	302	1006	300
Very interested	5082 20%	1380 18%	251 25%	73 23%	324 32%	88 28%	321 32%	109 34%	119 12%	44 15%	170 17%	42 14%	205 20%	42 14%	354 35%	72 24%	154 15%	25 8%	368 37%	102 34%	318 32%	93 31%	237 24%	34 11%	236 23%	47 16%
Fairly interested	10264 41%	3480 46%	457 46%	172 53%	465 47%	169 54%	393 39%	132 42%	421 42%	141 47%	392 39%	163 54%	600 60%	207 69%	421 41%	154 51%	491 49%	175 57%	349 35%	113 37%	289 29%	81 27%	326 33%	95 31%	409 41%	125 42%
Not really interested	7016 28%	2088 27%	224 22%	67 21%	185 19%	51 16%	227 23%	62 20%	365 36%	93 31%	282 28%	70 23%	160 16%	49 16%	187 18%	66 22%	291 29%	88 29%	219 22%	58 19%	227 23%	84 28%	290 29%	112 37%	266 26%	100 33%
Not at all interested	2175 9%	560 7%	52 5%	12 4%	23 2%	3 1%	56 6%	13 4%	81 8%	17 6%	118 12%	25 8%	21 2%	1 *	47 5%	10 3%	57 6%	14 5%	50 5%	25 8%	135 14%	33 11%	135 13%	50 17%	83 8%	26 9%
Do not know	566 2%	103 1%	17 2%	- -	3 *	2 1%	11 1%	- -	16 2%	5 2%	38 4%	4 1%	15 1%	1 *	6 1%	- -	10 1%	3 1%	13 1%	4 1%	31 3%	9 3%	15 1%	11 4%	12 1%	2 1%
Total 'Interested'	15346 61%	4860 64%	708 71%	245 76%	789 79%	257 82%	714 71%	241 76%	540 54%	185 62%	562 56%	205 67%	805 80%	249 83%	775 76%	226 75%	645 64%	200 66%	717 72%	215 71%	607 61%	174 58%	563 56%	129 43%	645 64%	172 57%
Total 'Not interested'	9191 37%	2648 35%	276 28%	79 24%	208 21%	54 17%	283 28%	75 24%	446 45%	110 37%	400 40%	95 31%	181 18%	50 17%	234 23%	76 25%	348 35%	102 33%	269 27%	83 27%	362 36%	117 39%	425 42%	162 54%	349 35%	126 42%

This is the English version of the results of the *2011 World Youths Survey*, which were published by the French think tank *Fondation pour l'Innovation politique*. Our publications are available in French and English at [www.fondapol.org](http://www.fondapol.org).

Fieldwork dates: June-July 2010







# 2011 World Youths

Q16. How interested are you in the following?

Listening to music

[ONE ANSWER ONLY]

	TOTAL																											
	16-29	30-50	16-29	30-50	16-29	30-50	16-29	30-50	16-29	30-50	16-29	30-50	16-29	30-50	16-29	30-50	16-29	30-50	16-29	30-50	16-29	30-50	16-29	30-50	16-29	30-50	16-29	30-50
Total	25103	7611	1001	302	1002	310	1001	301	1004	306	1001	303	1004	301	1014	301	1005	305	1005	306	1008	301	1000	303	1005	300	1015	304
Very interested	11956 48%	2641 35%	435 43%	105 35%	461 46%	70 23%	520 52%	145 48%	368 37%	69 23%	484 48%	106 35%	409 41%	88 29%	425 42%	90 30%	369 37%	87 29%	510 51%	109 36%	480 48%	115 38%	540 54%	113 37%	487 48%	118 39%	523 52%	122 40%
Fairly interested	9958 40%	3764 49%	422 42%	144 48%	416 42%	164 53%	334 33%	121 40%	508 51%	189 62%	375 37%	147 49%	488 49%	177 59%	395 39%	138 46%	485 48%	172 56%	418 42%	171 56%	375 37%	147 49%	330 33%	138 46%	407 40%	149 50%	389 38%	147 48%
Not really interested	2289 9%	940 12%	101 10%	40 13%	107 11%	60 19%	107 11%	31 10%	94 9%	41 13%	87 9%	40 13%	77 8%	26 9%	125 12%	52 17%	122 12%	43 14%	62 6%	23 8%	93 9%	26 9%	79 8%	43 14%	78 8%	26 9%	83 8%	30 10%
Not at all interested	449 2%	182 2%	20 2%	9 3%	12 1%	12 4%	17 2%	3 1%	13 1%	5 2%	22 2%	10 3%	10 1%	8 3%	28 3%	10 3%	13 1%	2 1%	6 1%	1 *	24 2%	4 1%	10 1%	5 2%	12 1%	2 1%	10 1%	2 1%
Do not know	451 2%	84 1%	23 2%	4 1%	6 1%	4 1%	23 2%	1 *	21 2%	2 1%	33 3%	- -	20 2%	2 1%	41 4%	11 4%	16 2%	1 *	9 1%	2 1%	36 4%	9 3%	41 4%	4 1%	21 2%	5 2%	10 1%	3 1%
Total 'Interested'	21914 87%	6405 84%	857 86%	249 82%	877 88%	234 75%	854 85%	266 88%	876 87%	258 84%	859 86%	253 83%	897 89%	265 88%	820 81%	228 76%	854 85%	259 85%	928 92%	280 92%	855 85%	262 87%	870 87%	251 83%	894 89%	267 89%	912 90%	269 88%
Total 'Not interested'	2738 11%	1122 15%	121 12%	49 16%	119 12%	72 23%	124 12%	34 11%	107 11%	46 15%	109 11%	50 17%	87 9%	34 11%	153 15%	62 21%	135 13%	45 15%	68 7%	24 8%	117 12%	30 10%	89 9%	48 16%	90 9%	28 9%	93 9%	32 11%

This is the English version of the results of the *2011 World Youths Survey*, which were published by the French think tank *Fondation pour l'Innovation politique*. Our publications are available in French and English at [www.fondapol.org](http://www.fondapol.org).

Fieldwork dates: June-July 2010





# 2011 World Youths

Q16. How interested are you in the following?

Listening to music

[ONE ANSWER ONLY]

	TOTAL		US		MX		BR		AU		JP		CN		IN		RU		TR		IL		MA		ZA	
	16-29	30-50	16-29	30-50	16-29	30-50	16-29	30-50	16-29	30-50	16-29	30-50	16-29	30-50	16-29	30-50	16-29	30-50	16-29	30-50	16-29	30-50	16-29	30-50	16-29	30-50
Total	25103	7611	1001	324	1000	313	1008	316	1002	300	1000	304	1001	300	1015	302	1003	305	999	302	1000	300	1003	302	1006	300
Very interested	11956 48%	2641 35%	589 59%	149 46%	478 48%	94 30%	653 65%	178 56%	450 45%	108 36%	335 34%	59 19%	382 38%	65 22%	665 66%	156 52%	327 33%	45 15%	579 58%	126 42%	559 56%	146 49%	377 38%	70 23%	551 55%	108 36%
Fairly interested	9958 40%	3764 49%	340 34%	147 45%	408 41%	169 54%	284 28%	107 34%	457 46%	156 52%	483 48%	188 62%	566 57%	211 70%	281 28%	123 41%	506 50%	175 57%	320 32%	123 41%	261 26%	96 32%	360 36%	113 37%	350 35%	152 51%
Not really interested	2289 9%	940 12%	49 5%	25 8%	108 11%	49 16%	52 5%	28 9%	76 8%	30 10%	121 12%	44 14%	40 4%	23 8%	54 5%	19 6%	152 15%	75 25%	66 7%	41 14%	107 11%	30 10%	170 17%	64 21%	79 8%	31 10%
Not at all interested	449 2%	182 2%	10 1%	3 1%	5 1%	-	11 1%	2 1%	8 1%	3 1%	35 4%	10 3%	4 *	-	9 1%	4 1%	11 1%	8 3%	20 2%	8 3%	39 4%	18 6%	83 8%	46 15%	17 2%	7 2%
Do not know	451 2%	84 1%	13 1%	-	1 *	1 *	8 1%	1 *	11 1%	3 1%	26 3%	3 1%	9 1%	1 *	6 1%	-	7 1%	2 1%	14 1%	4 1%	34 3%	10 3%	13 1%	9 3%	9 1%	2 1%
Total 'Interested'	21914 87%	6405 84%	929 93%	296 91%	886 89%	263 84%	937 93%	285 90%	907 91%	264 88%	818 82%	247 81%	948 95%	276 92%	946 93%	279 92%	833 83%	220 72%	899 90%	249 82%	820 82%	242 81%	737 73%	183 61%	901 90%	260 87%
Total 'Not interested'	2738 11%	1122 15%	59 6%	28 9%	113 11%	49 16%	63 6%	30 9%	84 8%	33 11%	156 16%	54 18%	44 4%	23 8%	63 6%	23 8%	163 16%	83 27%	86 9%	49 16%	146 15%	48 16%	253 25%	110 36%	96 10%	38 13%

This is the English version of the results of the *2011 World Youths Survey*, which were published by the French think tank *Fondation pour l'Innovation politique*. Our publications are available in French and English at [www.fondapol.org](http://www.fondapol.org).

Fieldwork dates: June-July 2010





Q16. How interested are you in the following?

Travelling

[ONE ANSWER ONLY]

	TOTAL																											
	16-29	30-50	16-29	30-50	16-29	30-50	16-29	30-50	16-29	30-50	16-29	30-50	16-29	30-50	16-29	30-50	16-29	30-50	16-29	30-50	16-29	30-50	16-29	30-50	16-29	30-50	16-29	30-50
Total	25103	7611	1001	302	1002	310	1001	301	1004	306	1001	303	1004	301	1014	301	1005	305	1005	306	1008	301	1000	303	1005	300	1015	304
Very interested	13295 53%	3802 50%	342 34%	113 37%	631 63%	163 53%	616 62%	207 69%	528 53%	150 49%	472 47%	134 44%	521 52%	127 42%	367 36%	100 33%	532 53%	168 55%	545 54%	146 48%	601 60%	170 56%	538 54%	150 50%	397 40%	117 39%	574 57%	162 53%
Fairly interested	8734 35%	2917 38%	455 45%	127 42%	312 31%	124 40%	265 26%	71 24%	356 35%	124 41%	364 36%	114 38%	384 38%	145 48%	399 39%	134 45%	369 37%	115 38%	352 35%	134 44%	293 29%	105 35%	311 31%	102 34%	444 44%	126 42%	333 33%	102 34%
Not really interested	2116 8%	661 9%	144 14%	44 15%	45 4%	14 5%	78 8%	21 7%	83 8%	30 10%	103 10%	44 15%	75 7%	19 6%	159 16%	45 15%	74 7%	17 6%	80 8%	19 6%	58 6%	15 5%	91 9%	32 11%	124 12%	44 15%	77 8%	33 11%
Not at all interested	494 2%	156 2%	35 3%	14 5%	8 1%	9 3%	22 2%	1 *	13 1%	- -	26 3%	11 4%	3 *	7 2%	47 5%	11 4%	16 2%	3 1%	16 2%	4 1%	14 1%	3 1%	19 2%	15 5%	17 2%	8 3%	17 2%	5 2%
Do not know	464 2%	75 1%	25 2%	4 1%	6 1%	- -	20 2%	1 *	24 2%	2 1%	36 4%	- -	21 2%	3 1%	42 4%	11 4%	14 1%	2 1%	12 1%	3 1%	42 4%	8 3%	41 4%	4 1%	23 2%	5 2%	14 1%	2 1%
Total 'Interested'	22029 88%	6719 88%	797 80%	240 79%	943 94%	287 93%	881 88%	278 92%	884 88%	274 90%	836 84%	248 82%	905 90%	272 90%	766 76%	234 78%	901 90%	283 93%	897 89%	280 92%	894 89%	275 91%	849 85%	252 83%	841 84%	243 81%	907 89%	264 87%
Total 'Not interested'	2610 10%	817 11%	179 18%	58 19%	53 5%	23 7%	100 10%	22 7%	96 10%	30 10%	129 13%	55 18%	78 8%	26 9%	206 20%	56 19%	90 9%	20 7%	96 10%	23 8%	72 7%	18 6%	110 11%	47 16%	141 14%	52 17%	94 9%	38 13%

This is the English version of the results of the *2011 World Youths Survey*, which were published by the French think tank *Fondation pour l'Innovation politique*. Our publications are available in French and English at [www.fondapol.org](http://www.fondapol.org).

Fieldwork dates: June-July 2010



# 2011 World Youths

Q16. How interested are you in the following?

Travelling

[ONE ANSWER ONLY]

	TOTAL		US		MX		BR		AU		JP		CN		IN		RU		TR		IL		MA		ZA	
	16-29	30-50	16-29	30-50	16-29	30-50	16-29	30-50	16-29	30-50	16-29	30-50	16-29	30-50	16-29	30-50	16-29	30-50	16-29	30-50	16-29	30-50	16-29	30-50	16-29	30-50
Total	25103	7611	1001	324	1000	313	1008	316	1002	300	1000	304	1001	300	1015	302	1003	305	999	302	1000	300	1003	302	1006	300
Very interested	13295 53%	3802 50%	515 51%	157 48%	596 60%	178 57%	682 68%	218 69%	473 47%	134 45%	433 43%	150 49%	511 51%	143 48%	595 59%	166 55%	519 52%	123 40%	605 61%	162 54%	561 56%	160 53%	504 50%	141 47%	637 63%	163 54%
Fairly interested	8734 35%	2917 38%	372 37%	132 41%	324 32%	117 37%	238 24%	75 24%	424 42%	121 40%	377 38%	124 41%	444 44%	144 48%	336 33%	111 37%	393 39%	154 50%	296 30%	107 35%	271 27%	80 27%	334 33%	121 40%	288 29%	108 36%
Not really interested	2116 8%	661 9%	84 8%	33 10%	64 6%	15 5%	66 7%	20 6%	75 7%	36 12%	119 12%	22 7%	32 3%	9 3%	62 6%	18 6%	73 7%	24 8%	73 7%	20 7%	91 9%	35 12%	129 13%	28 9%	57 6%	24 8%
Not at all interested	494 2%	156 2%	13 1%	2 1%	13 1%	-	15 1%	3 1%	18 2%	5 2%	43 4%	6 2%	6 1%	3 1%	16 2%	7 2%	12 1%	2 1%	13 1%	8 3%	46 5%	15 5%	29 3%	10 3%	17 2%	4 1%
Do not know	464 2%	75 1%	17 2%	-	3 *	3 1%	7 1%	-	12 1%	4 1%	28 3%	2 1%	8 1%	1 *	6 1%	-	6 1%	2 1%	12 1%	5 2%	31 3%	10 3%	7 1%	2 1%	7 1%	1 *
Total 'Interested'	22029 88%	6719 88%	887 89%	289 89%	920 92%	295 94%	920 91%	293 93%	897 90%	255 85%	810 81%	274 90%	955 95%	287 96%	931 92%	277 92%	912 91%	277 91%	901 90%	269 89%	832 83%	240 80%	838 84%	262 87%	925 92%	271 90%
Total 'Not interested'	2610 10%	817 11%	97 10%	35 11%	77 8%	15 5%	81 8%	23 7%	93 9%	41 14%	162 16%	28 9%	38 4%	12 4%	78 8%	25 8%	85 8%	26 9%	86 9%	28 9%	137 14%	50 17%	158 16%	38 13%	74 7%	28 9%

This is the English version of the results of the *2011 World Youths Survey*, which were published by the French think tank *Fondation pour l'Innovation politique*. Our publications are available in French and English at [www.fondapol.org](http://www.fondapol.org).

Fieldwork dates: June-July 2010





# 2011 World Youths

Q16. How interested are you in the following?

Practising sport

[ONE ANSWER ONLY]

	TOTAL																											
	16-29	30-50	16-29	30-50	16-29	30-50	16-29	30-50	16-29	30-50	16-29	30-50	16-29	30-50	16-29	30-50	16-29	30-50	16-29	30-50	16-29	30-50	16-29	30-50	16-29	30-50	16-29	30-50
Total	25103	7611	1001	302	1002	310	1001	301	1004	306	1001	303	1004	301	1014	301	1005	305	1005	306	1008	301	1000	303	1005	300	1015	304
Very interested	8075 32%	1865 25%	271 27%	64 21%	356 36%	57 18%	371 37%	88 29%	258 26%	48 16%	271 27%	61 20%	308 31%	63 21%	299 29%	78 26%	280 28%	84 28%	338 34%	69 23%	456 45%	109 36%	254 25%	42 14%	193 19%	27 9%	278 27%	71 23%
Fairly interested	9724 39%	3125 41%	390 39%	133 44%	431 43%	148 48%	353 35%	120 40%	460 46%	150 49%	396 40%	100 33%	423 42%	120 40%	365 36%	110 37%	462 46%	146 48%	415 41%	149 49%	357 35%	132 44%	305 31%	93 31%	362 36%	77 26%	383 38%	117 38%
Not really interested	5077 20%	1852 24%	236 24%	78 26%	176 18%	83 27%	202 20%	70 23%	218 22%	86 28%	228 23%	94 31%	193 19%	78 26%	239 24%	76 25%	199 20%	58 19%	190 19%	69 23%	122 12%	43 14%	270 27%	90 30%	280 28%	120 40%	266 26%	80 26%
Not at all interested	1707 7%	675 9%	79 8%	21 7%	30 3%	20 6%	55 5%	22 7%	43 4%	20 7%	71 7%	47 16%	54 5%	37 12%	72 7%	25 8%	49 5%	16 5%	45 4%	15 5%	31 3%	8 3%	127 13%	73 24%	142 14%	70 23%	72 7%	33 11%
Do not know	520 2%	94 1%	25 2%	6 2%	9 1%	2 1%	20 2%	1 *	25 2%	2 1%	35 3%	1 *	26 3%	3 1%	39 4%	12 4%	15 1%	1 *	17 2%	4 1%	42 4%	9 3%	44 4%	5 2%	28 3%	6 2%	16 2%	3 1%
Total 'Interested'	17799 71%	4990 66%	661 66%	197 65%	787 79%	205 66%	724 72%	208 69%	718 72%	198 65%	667 67%	161 53%	731 73%	183 61%	664 65%	188 62%	742 74%	230 75%	753 75%	218 71%	813 81%	241 80%	559 56%	135 45%	555 55%	104 35%	661 65%	188 62%
Total 'Not interested'	6784 27%	2527 33%	315 31%	99 33%	206 21%	103 33%	257 26%	92 31%	261 26%	106 35%	299 30%	141 47%	247 25%	115 38%	311 31%	101 34%	248 25%	74 24%	235 23%	84 27%	153 15%	51 17%	397 40%	163 54%	422 42%	190 63%	338 33%	113 37%

This is the English version of the results of the *2011 World Youths Survey*, which were published by the French think tank *Fondation pour l'Innovation politique*. Our publications are available in French and English at [www.fondapol.org](http://www.fondapol.org).

Fieldwork dates: June-July 2010





# 2011 World Youths

Q16. How interested are you in the following?

Practising sport

[ONE ANSWER ONLY]

	TOTAL		US		MX		BR		AU		JP		CN		IN		RU		TR		IL		MA		ZA	
	16-29	30-50	16-29	30-50	16-29	30-50	16-29	30-50	16-29	30-50	16-29	30-50	16-29	30-50	16-29	30-50	16-29	30-50	16-29	30-50	16-29	30-50	16-29	30-50	16-29	30-50
Total	25103	7611	1001	324	1000	313	1008	316	1002	300	1000	304	1001	300	1015	302	1003	305	999	302	1000	300	1003	302	1006	300
Very interested	8075 32%	1865 25%	242 24%	55 17%	413 41%	107 34%	448 44%	131 41%	229 23%	46 15%	196 20%	50 16%	280 28%	66 22%	356 35%	79 26%	295 29%	41 13%	435 44%	111 37%	460 46%	127 42%	484 48%	126 42%	304 30%	65 22%
Fairly interested	9724 39%	3125 41%	308 31%	107 33%	428 43%	158 50%	325 32%	114 36%	361 36%	102 34%	411 41%	138 45%	565 56%	193 64%	402 40%	136 45%	487 49%	162 53%	339 34%	112 37%	273 27%	82 27%	339 34%	110 36%	384 38%	116 39%
Not really interested	5077 20%	1852 24%	276 28%	105 32%	139 14%	43 14%	173 17%	57 18%	276 28%	109 36%	229 23%	83 27%	122 12%	37 12%	203 20%	69 23%	188 19%	83 27%	151 15%	58 19%	153 15%	49 16%	133 13%	46 15%	215 21%	88 29%
Not at all interested	1707 7%	675 9%	151 15%	55 17%	17 2%	3 1%	53 5%	14 4%	122 12%	40 13%	134 13%	29 10%	21 2%	3 1%	45 4%	14 5%	25 2%	17 6%	57 6%	15 5%	81 8%	33 11%	40 4%	15 5%	91 9%	30 10%
Do not know	520 2%	94 1%	24 2%	2 1%	3 *	2 1%	9 1%	- -	14 1%	3 1%	30 3%	4 1%	13 1%	1 *	9 1%	4 1%	8 1%	2 1%	17 2%	6 2%	33 3%	9 3%	7 1%	5 2%	12 1%	1 *
Total 'Interested'	17799 71%	4990 66%	550 55%	162 50%	841 84%	265 85%	773 77%	245 78%	590 59%	148 49%	607 61%	188 62%	845 84%	259 86%	758 75%	215 71%	782 78%	203 67%	774 77%	223 74%	733 73%	209 70%	823 82%	236 78%	688 68%	181 60%
Total 'Not interested'	6784 27%	2527 33%	427 43%	160 49%	156 16%	46 15%	226 22%	71 22%	398 40%	149 50%	363 36%	112 37%	143 14%	40 13%	248 24%	83 27%	213 21%	100 33%	208 21%	73 24%	234 23%	82 27%	173 17%	61 20%	306 30%	118 39%

This is the English version of the results of the *2011 World Youths Survey*, which were published by the French think tank *Fondation pour l'Innovation politique*. Our publications are available in French and English at [www.fondapol.org](http://www.fondapol.org).

Fieldwork dates: June-July 2010







# 2011 World Youths

Q16. How interested are you in the following?

Playing computer games

[ONE ANSWER ONLY]

	TOTAL																											
	16-29	30-50	16-29	30-50	16-29	30-50	16-29	30-50	16-29	30-50	16-29	30-50	16-29	30-50	16-29	30-50	16-29	30-50	16-29	30-50	16-29	30-50	16-29	30-50	16-29	30-50	16-29	30-50
Total	25103	7611	1001	302	1002	310	1001	301	1004	306	1001	303	1004	301	1014	301	1005	305	1005	306	1008	301	1000	303	1005	300	1015	304
Very interested	6273 25%	1319 17%	161 16%	41 14%	99 10%	19 6%	255 25%	52 17%	160 16%	19 6%	215 21%	37 12%	168 17%	21 7%	309 30%	86 29%	126 13%	28 9%	189 19%	39 13%	346 34%	95 32%	217 22%	31 10%	207 21%	30 10%	232 23%	41 13%
Fairly interested	8651 34%	2511 33%	353 35%	93 31%	239 24%	66 21%	338 34%	108 36%	350 35%	87 28%	329 33%	93 31%	385 38%	62 21%	374 37%	124 41%	359 36%	71 23%	331 33%	102 33%	357 35%	133 44%	319 32%	72 24%	396 39%	82 27%	326 32%	99 33%
Not really interested	6319 25%	2291 30%	273 27%	93 31%	340 34%	125 40%	264 26%	86 29%	320 32%	126 41%	266 27%	99 33%	267 27%	101 34%	212 21%	60 20%	301 30%	104 34%	297 30%	110 36%	209 21%	56 19%	252 25%	94 31%	263 26%	112 37%	303 30%	104 34%
Not at all interested	3320 13%	1377 18%	185 18%	69 23%	315 31%	95 31%	122 12%	54 18%	149 15%	72 24%	148 15%	71 23%	162 16%	114 38%	78 8%	23 8%	200 20%	96 31%	164 16%	47 15%	57 6%	6 2%	168 17%	102 34%	117 12%	71 24%	139 14%	56 18%
Do not know	540 2%	113 1%	29 3%	6 2%	9 1%	5 2%	22 2%	1 *	25 2%	2 1%	43 4%	3 1%	22 2%	3 1%	41 4%	8 3%	19 2%	6 2%	24 2%	8 3%	39 4%	11 4%	44 4%	4 1%	22 2%	5 2%	15 1%	4 1%
Total 'Interested'	14924 59%	3830 50%	514 51%	134 44%	338 34%	85 27%	593 59%	160 53%	510 51%	106 35%	544 54%	130 43%	553 55%	83 28%	683 67%	210 70%	485 48%	99 32%	520 52%	141 46%	703 70%	228 76%	536 54%	103 34%	603 60%	112 37%	558 55%	140 46%
Total 'Not interested'	9639 38%	3668 48%	458 46%	162 54%	655 65%	220 71%	386 39%	140 47%	469 47%	198 65%	414 41%	170 56%	429 43%	215 71%	290 29%	83 28%	501 50%	200 66%	461 46%	157 51%	266 26%	62 21%	420 42%	196 65%	380 38%	183 61%	442 44%	160 53%

This is the English version of the results of the *2011 World Youths Survey*, which were published by the French think tank *Fondation pour l'Innovation politique*. Our publications are available in French and English at [www.fondapol.org](http://www.fondapol.org).

Fieldwork dates: June-July 2010





# 2011 World Youths

Q16. How interested are you in the following?

Playing computer games

[ONE ANSWER ONLY]

	TOTAL		US		MX		BR		AU		JP		CN		IN		RU		TR		IL		MA		ZA	
	16-29	30-50	16-29	30-50	16-29	30-50	16-29	30-50	16-29	30-50	16-29	30-50	16-29	30-50	16-29	30-50	16-29	30-50	16-29	30-50	16-29	30-50	16-29	30-50	16-29	30-50
Total	25103	7611	1001	324	1000	313	1008	316	1002	300	1000	304	1001	300	1015	302	1003	305	999	302	1000	300	1003	302	1006	300
Very interested	6273 25%	1319 17%	260 26%	54 17%	171 17%	24 8%	390 39%	90 28%	200 20%	37 12%	242 24%	30 10%	312 31%	69 23%	405 40%	73 24%	126 13%	24 8%	422 42%	126 42%	487 49%	140 47%	280 28%	30 10%	294 29%	83 28%
Fairly interested	8651 34%	2511 33%	370 37%	133 41%	296 30%	92 29%	307 30%	81 26%	373 37%	101 34%	403 40%	99 33%	540 54%	171 57%	334 33%	124 41%	340 34%	112 37%	277 28%	108 36%	283 28%	97 32%	335 33%	94 31%	337 33%	107 36%
Not really interested	6319 25%	2291 30%	249 25%	89 27%	395 40%	139 44%	195 19%	90 28%	277 28%	107 36%	219 22%	108 36%	123 12%	46 15%	198 20%	81 27%	300 30%	105 34%	169 17%	44 15%	139 14%	35 12%	230 23%	96 32%	258 26%	81 27%
Not at all interested	3320 13%	1377 18%	104 10%	48 15%	131 13%	55 18%	108 11%	54 17%	133 13%	52 17%	104 10%	62 20%	13 1%	13 4%	72 7%	21 7%	224 22%	60 20%	114 11%	21 7%	58 6%	17 6%	146 15%	71 24%	109 11%	27 9%
Do not know	540 2%	113 1%	18 2%	-	7 1%	3 1%	8 1%	1 *	19 2%	3 1%	32 3%	5 2%	13 1%	1 *	6 1%	3 1%	13 1%	4 1%	17 2%	3 1%	33 3%	11 4%	12 1%	11 4%	8 1%	2 1%
Total 'Interested'	14924 59%	3830 50%	630 63%	187 58%	467 47%	116 37%	697 69%	171 54%	573 57%	138 46%	645 65%	129 42%	852 85%	240 80%	739 73%	197 65%	466 46%	136 45%	699 70%	234 77%	770 77%	237 79%	615 61%	124 41%	631 63%	190 63%
Total 'Not interested'	9639 38%	3668 48%	353 35%	137 42%	526 53%	194 62%	303 30%	144 46%	410 41%	159 53%	323 32%	170 56%	136 14%	59 20%	270 27%	102 34%	524 52%	165 54%	283 28%	65 22%	197 20%	52 17%	376 37%	167 55%	367 36%	108 36%

This is the English version of the results of the *2011 World Youths Survey*, which were published by the French think tank *Fondation pour l'Innovation politique*. Our publications are available in French and English at [www.fondapol.org](http://www.fondapol.org).

Fieldwork dates: June-July 2010





# 2011 World Youths

Q16. How interested are you in the following?

Surfing the internet

[ONE ANSWER ONLY]

	TOTAL																											
	16-29	30-50	16-29	30-50	16-29	30-50	16-29	30-50	16-29	30-50	16-29	30-50	16-29	30-50	16-29	30-50	16-29	30-50	16-29	30-50	16-29	30-50	16-29	30-50	16-29	30-50	16-29	30-50
Total	25103	7611	1001	302	1002	310	1001	301	1004	306	1001	303	1004	301	1014	301	1005	305	1005	306	1008	301	1000	303	1005	300	1015	304
Very interested	9453 38%	2399 32%	309 31%	86 28%	162 16%	23 7%	370 37%	116 39%	303 30%	58 19%	340 34%	83 27%	233 23%	49 16%	341 34%	88 29%	340 34%	82 27%	344 34%	82 27%	413 41%	116 39%	398 40%	94 31%	374 37%	97 32%	360 35%	66 22%
Fairly interested	11340 45%	3801 50%	538 54%	163 54%	483 48%	115 37%	423 42%	132 44%	530 53%	170 56%	466 47%	159 52%	587 58%	188 62%	431 43%	145 48%	532 53%	171 56%	523 52%	175 57%	418 41%	147 49%	438 44%	148 49%	522 52%	171 57%	493 49%	181 60%
Not really interested	3185 13%	1098 14%	117 12%	43 14%	280 28%	119 38%	152 15%	44 15%	129 13%	66 22%	136 14%	52 17%	146 15%	58 19%	163 16%	53 18%	103 10%	48 16%	110 11%	37 12%	121 12%	29 10%	113 11%	51 17%	75 7%	25 8%	132 13%	47 15%
Not at all interested	640 3%	221 3%	12 1%	5 2%	62 6%	45 15%	37 4%	8 3%	20 2%	10 3%	23 2%	8 3%	16 2%	2 1%	36 4%	6 2%	14 1%	3 1%	17 2%	8 3%	20 2%	2 1%	11 1%	7 2%	12 1%	2 1%	17 2%	7 2%
Do not know	485 2%	92 1%	25 2%	5 2%	15 1%	8 3%	19 2%	1 *	22 2%	2 1%	36 4%	1 *	22 2%	4 1%	43 4%	9 3%	16 2%	1 *	11 1%	4 1%	36 4%	7 2%	40 4%	3 1%	22 2%	5 2%	13 1%	3 1%
Total 'Interested'	20793 83%	6200 81%	847 85%	249 82%	645 64%	138 45%	793 79%	248 82%	833 83%	228 75%	806 81%	242 80%	820 82%	237 79%	772 76%	233 77%	872 87%	253 83%	867 86%	257 84%	831 82%	263 87%	836 84%	242 80%	896 89%	268 89%	853 84%	247 81%
Total 'Not interested'	3825 15%	1319 17%	129 13%	48 16%	342 34%	164 53%	189 19%	52 17%	149 15%	76 25%	159 16%	60 20%	162 16%	60 20%	199 20%	59 20%	117 12%	51 17%	127 13%	45 15%	141 14%	31 10%	124 12%	58 19%	87 9%	27 9%	149 15%	54 18%

This is the English version of the results of the *2011 World Youths Survey*, which were published by the French think tank *Fondation pour l'Innovation politique*. Our publications are available in French and English at [www.fondapol.org](http://www.fondapol.org).

Fieldwork dates: June-July 2010



# 2011 World Youths

Q16. How interested are you in the following?

Surfing the internet

[ONE ANSWER ONLY]

	TOTAL		US		MX		BR		AU		JP		CN		IN		RU		TR		IL		MA		ZA	
	16-29	30-50	16-29	30-50	16-29	30-50	16-29	30-50	16-29	30-50	16-29	30-50	16-29	30-50	16-29	30-50	16-29	30-50	16-29	30-50	16-29	30-50	16-29	30-50	16-29	30-50
Total	25103	7611	1001	324	1000	313	1008	316	1002	300	1000	304	1001	300	1015	302	1003	305	999	302	1000	300	1003	302	1006	300
Very interested	9453 38%	2399 32%	387 39%	111 34%	307 31%	64 20%	606 60%	171 54%	335 33%	70 23%	494 49%	99 33%	373 37%	102 34%	659 65%	170 56%	108 11%	22 7%	514 51%	153 51%	530 53%	155 52%	465 46%	127 42%	388 39%	115 38%
Fairly interested	11340 45%	3801 50%	477 48%	165 51%	516 52%	176 56%	318 32%	117 37%	511 51%	175 58%	431 43%	186 61%	575 57%	188 63%	298 29%	118 39%	389 39%	127 42%	342 34%	117 39%	296 30%	95 32%	349 35%	134 44%	454 45%	138 46%
Not really interested	3185 13%	1098 14%	111 11%	45 14%	157 16%	63 20%	62 6%	17 5%	130 13%	46 15%	49 5%	14 5%	42 4%	8 3%	49 5%	10 3%	321 32%	106 35%	99 10%	24 8%	118 12%	28 9%	135 13%	26 9%	135 13%	39 13%
Not at all interested	640 3%	221 3%	9 1%	2 1%	17 2%	9 3%	15 1%	10 3%	11 1%	6 2%	6 1%	3 1%	5 *	2 1%	4 *	3 1%	157 16%	42 14%	29 3%	4 1%	30 3%	10 3%	41 4%	10 3%	19 2%	7 2%
Do not know	485 2%	92 1%	17 2%	1 *	3 *	1 *	7 1%	1 *	15 1%	3 1%	20 2%	2 1%	6 1%	- -	5 *	1 *	28 3%	8 3%	15 2%	4 1%	26 3%	12 4%	13 1%	5 2%	10 1%	1 *
Total 'Interested'	20793 83%	6200 81%	864 86%	276 85%	823 82%	240 77%	924 92%	288 91%	846 84%	245 82%	925 93%	285 94%	948 95%	290 97%	957 94%	288 95%	497 50%	149 49%	856 86%	270 89%	826 83%	250 83%	814 81%	261 86%	842 84%	253 84%
Total 'Not interested'	3825 15%	1319 17%	120 12%	47 15%	174 17%	72 23%	77 8%	27 9%	141 14%	52 17%	55 6%	17 6%	47 5%	10 3%	53 5%	13 4%	478 48%	148 49%	128 13%	28 9%	148 15%	38 13%	176 18%	36 12%	154 15%	46 15%

This is the English version of the results of the *2011 World Youths Survey*, which were published by the French think tank *Fondation pour l'Innovation politique*. Our publications are available in French and English at [www.fondapol.org](http://www.fondapol.org).

Fieldwork dates: June-July 2010





Q16. How interested are you in the following?

Watching TV

[ONE ANSWER ONLY]

	TOTAL																											
	16-29	30-50	16-29	30-50	16-29	30-50	16-29	30-50	16-29	30-50	16-29	30-50	16-29	30-50	16-29	30-50	16-29	30-50	16-29	30-50	16-29	30-50	16-29	30-50	16-29	30-50	16-29	30-50
Total	25103	7611	1001	302	1002	310	1001	301	1004	306	1001	303	1004	301	1014	301	1005	305	1005	306	1008	301	1000	303	1005	300	1015	304
Very interested	6183	1587	210	68	94	21	189	43	151	32	234	66	165	39	213	49	164	48	176	44	290	67	235	79	293	83	269	57
	25%	21%	21%	23%	9%	7%	19%	14%	15%	10%	23%	22%	16%	13%	21%	16%	16%	16%	18%	14%	29%	22%	24%	26%	29%	28%	27%	19%
Fairly interested	11080	3668	454	146	407	128	322	112	469	142	484	176	579	177	375	105	473	145	502	173	389	135	441	149	533	161	518	156
	44%	48%	45%	48%	41%	41%	32%	37%	47%	46%	48%	58%	58%	59%	37%	35%	47%	48%	50%	57%	39%	45%	44%	49%	53%	54%	51%	51%
Not really interested	5501	1799	256	70	379	125	299	114	279	99	182	43	192	68	260	95	278	87	225	70	197	78	215	61	134	42	179	71
	22%	24%	26%	23%	38%	40%	30%	38%	28%	32%	18%	14%	19%	23%	26%	32%	28%	29%	22%	23%	20%	26%	22%	20%	13%	14%	18%	23%
Not at all interested	1835	469	58	14	114	35	169	31	82	31	60	17	45	14	122	42	69	24	83	16	92	14	67	11	24	8	36	17
	7%	6%	6%	5%	11%	11%	17%	10%	8%	10%	6%	6%	4%	5%	12%	14%	7%	8%	8%	5%	9%	5%	7%	4%	2%	3%	4%	6%
Do not know	504	88	23	4	8	1	22	1	23	2	41	1	23	3	44	10	21	1	19	3	40	7	42	3	21	6	13	3
	2%	1%	2%	1%	1%	*	2%	*	2%	1%	4%	*	2%	1%	4%	3%	2%	*	2%	1%	4%	2%	4%	1%	2%	2%	1%	1%
Total 'Interested'	17263	5255	664	214	501	149	511	155	620	174	718	242	744	216	588	154	637	193	678	217	679	202	676	228	826	244	787	213
	69%	69%	66%	71%	50%	48%	51%	51%	62%	57%	72%	80%	74%	72%	58%	51%	63%	63%	67%	71%	67%	67%	68%	75%	82%	81%	78%	70%
Total 'Not interested'	7336	2268	314	84	493	160	468	145	361	130	242	60	237	82	382	137	347	111	308	86	289	92	282	72	158	50	215	88
	29%	30%	31%	28%	49%	52%	47%	48%	36%	42%	24%	20%	24%	27%	38%	46%	35%	36%	31%	28%	29%	31%	28%	24%	16%	17%	21%	29%

This is the English version of the results of the *2011 World Youths Survey*, which were published by the French think tank *Fondation pour l'Innovation politique*. Our publications are available in French and English at [www.fondapol.org](http://www.fondapol.org).

Fieldwork dates: June-July 2010



# 2011 World Youths

Q16. How interested are you in the following?

Watching TV

[ONE ANSWER ONLY]

	TOTAL		US		MX		BR		AU		JP		CN		IN		RU		TR		IL		MA		ZA	
	16-29	30-50	16-29	30-50	16-29	30-50	16-29	30-50	16-29	30-50	16-29	30-50	16-29	30-50	16-29	30-50	16-29	30-50	16-29	30-50	16-29	30-50	16-29	30-50	16-29	30-50
Total	25103	7611	1001	324	1000	313	1008	316	1002	300	1000	304	1001	300	1015	302	1003	305	999	302	1000	300	1003	302	1006	300
Very interested	6183 25%	1587 21%	335 33%	113 35%	168 17%	31 10%	392 39%	125 40%	228 23%	58 19%	278 28%	56 18%	223 22%	49 16%	446 44%	105 35%	76 8%	15 5%	327 33%	95 31%	430 43%	127 42%	313 31%	48 16%	284 28%	69 23%
Fairly interested	11080 44%	3668 48%	486 49%	164 51%	395 40%	139 44%	378 38%	114 36%	563 56%	171 57%	471 47%	192 63%	604 60%	199 66%	411 40%	159 53%	311 31%	137 45%	337 34%	111 37%	333 33%	101 34%	396 39%	139 46%	449 45%	137 46%
Not really interested	5501 22%	1799 24%	127 13%	37 11%	363 36%	118 38%	176 17%	59 19%	168 17%	61 20%	169 17%	42 14%	146 15%	48 16%	121 12%	30 10%	385 38%	122 40%	213 21%	63 21%	132 13%	40 13%	221 22%	85 28%	205 20%	71 24%
Not at all interested	1835 7%	469 6%	38 4%	8 2%	72 7%	23 7%	49 5%	16 5%	30 3%	7 2%	57 6%	11 4%	17 2%	2 1%	31 3%	6 2%	220 22%	28 9%	104 10%	29 10%	73 7%	20 7%	63 6%	23 8%	60 6%	22 7%
Do not know	504 2%	88 1%	15 1%	2 1%	2 *	2 1%	13 1%	2 1%	13 1%	3 1%	25 3%	3 1%	11 1%	2 1%	6 1%	2 1%	11 1%	3 1%	18 2%	4 1%	32 3%	12 4%	10 1%	7 2%	8 1%	1 *
Total 'Interested'	17263 69%	5255 69%	821 82%	277 85%	563 56%	170 54%	770 76%	239 76%	791 79%	229 76%	749 75%	248 82%	827 83%	248 83%	857 84%	264 87%	387 39%	152 50%	664 66%	206 68%	763 76%	228 76%	709 71%	187 62%	733 73%	206 69%
Total 'Not interested'	7336 29%	2268 30%	165 16%	45 14%	435 44%	141 45%	225 22%	75 24%	198 20%	68 23%	226 23%	53 17%	163 16%	50 17%	152 15%	36 12%	605 60%	150 49%	317 32%	92 30%	205 21%	60 20%	284 28%	108 36%	265 26%	93 31%

This is the English version of the results of the *2011 World Youths Survey*, which were published by the French think tank *Fondation pour l'Innovation politique*. Our publications are available in French and English at [www.fondapol.org](http://www.fondapol.org).

Fieldwork dates: June-July 2010


















Q16. How interested are you in the following?

Becoming a political party activist

[ONE ANSWER ONLY]

	TOTAL		 DE		 EE		 EL		 ES		 FI		 FR		 HU		 IT		 PL		 RO		 SE		 UK		 CA	
	16-29	30-50	16-29	30-50	16-29	30-50	16-29	30-50	16-29	30-50	16-29	30-50	16-29	30-50	16-29	30-50	16-29	30-50	16-29	30-50	16-29	30-50	16-29	30-50	16-29	30-50	16-29	30-50
Total	25103	7611	1001	302	1002	310	1001	301	1004	306	1001	303	1004	301	1014	301	1005	305	1005	306	1008	301	1000	303	1005	300	1015	304
Very interested	2160 9%	412 5%	35 3%	13 4%	31 3%	3 1%	85 8%	3 1%	47 5%	4 1%	73 7%	5 2%	25 2%	7 2%	107 11%	22 7%	44 4%	8 3%	63 6%	18 6%	137 14%	29 10%	75 8%	8 3%	42 4%	8 3%	55 5%	10 3%
Fairly interested	3308 13%	822 11%	106 11%	24 8%	74 7%	18 6%	95 9%	23 8%	116 12%	19 6%	107 11%	27 9%	95 9%	21 7%	120 12%	21 7%	179 18%	48 16%	100 10%	34 11%	128 13%	35 12%	158 16%	26 9%	138 14%	22 7%	94 9%	26 9%
Not really interested	6622 26%	2036 27%	244 24%	82 27%	236 24%	85 27%	207 21%	65 22%	222 22%	64 21%	238 24%	65 21%	253 25%	57 19%	178 18%	64 21%	293 29%	85 28%	215 21%	75 25%	206 20%	49 16%	322 32%	102 34%	287 29%	70 23%	282 28%	89 29%
Not at all interested	11943 48%	4097 54%	563 56%	172 57%	636 63%	196 63%	574 57%	207 69%	576 57%	216 71%	518 52%	204 67%	594 59%	211 70%	533 53%	178 59%	464 46%	156 51%	602 60%	170 56%	474 47%	167 55%	395 40%	160 53%	501 50%	192 64%	544 54%	171 56%
Do not know	1070 4%	244 3%	53 5%	11 4%	25 2%	8 3%	40 4%	3 1%	43 4%	3 1%	65 6%	2 1%	37 4%	5 2%	76 7%	16 5%	25 2%	8 3%	25 2%	9 3%	63 6%	21 7%	50 5%	7 2%	37 4%	8 3%	40 4%	8 3%
Total 'Interested'	5468 22%	1234 16%	141 14%	37 12%	105 10%	21 7%	180 18%	26 9%	163 16%	23 8%	180 18%	32 11%	120 12%	28 9%	227 22%	43 14%	223 22%	56 18%	163 16%	52 17%	265 26%	64 21%	233 23%	34 11%	180 18%	30 10%	149 15%	36 12%
Total 'Not interested'	18565 74%	6133 81%	807 81%	254 84%	872 87%	281 91%	781 78%	272 90%	798 79%	280 92%	756 76%	269 89%	847 84%	268 89%	711 70%	242 80%	757 75%	241 79%	817 81%	245 80%	680 67%	216 72%	717 72%	262 86%	788 78%	262 87%	826 81%	260 86%

This is the English version of the results of the *2011 World Youths Survey*, which were published by the French think tank *Fondation pour l'Innovation politique*. Our publications are available in French and English at [www.fondapol.org](http://www.fondapol.org).

Fieldwork dates: June-July 2010



# 2011 World Youths

Q16. How interested are you in the following?

Becoming a political party activist

[ONE ANSWER ONLY]

	TOTAL		US		MX		BR		AU		JP		CN		IN		RU		TR		IL		MA		ZA	
	16-29	30-50	16-29	30-50	16-29	30-50	16-29	30-50	16-29	30-50	16-29	30-50	16-29	30-50	16-29	30-50	16-29	30-50	16-29	30-50	16-29	30-50	16-29	30-50	16-29	30-50
Total	25103	7611	1001	324	1000	313	1008	316	1002	300	1000	304	1001	300	1015	302	1003	305	999	302	1000	300	1003	302	1006	300
Very interested	2160 9%	412 5%	72 7%	16 5%	92 9%	17 5%	126 13%	32 10%	37 4%	11 4%	20 2%	4 1%	78 8%	10 3%	166 16%	28 9%	25 2%	3 1%	151 15%	40 13%	287 29%	80 27%	221 22%	24 8%	66 7%	9 3%
Fairly interested	3308 13%	822 11%	143 14%	51 16%	153 15%	54 17%	133 13%	42 13%	97 10%	25 8%	84 8%	28 9%	250 25%	58 19%	207 20%	53 18%	105 10%	30 10%	122 12%	24 8%	180 18%	55 18%	201 20%	32 11%	123 12%	26 9%
Not really interested	6622 26%	2036 27%	338 34%	107 33%	312 31%	105 34%	273 27%	85 27%	301 30%	79 26%	246 25%	76 25%	418 42%	149 50%	281 28%	115 38%	288 29%	87 29%	237 24%	71 24%	221 22%	56 19%	225 22%	62 21%	299 30%	92 31%
Not at all interested	11943 48%	4097 54%	398 40%	140 43%	425 43%	133 42%	446 44%	145 46%	525 52%	179 60%	590 59%	186 61%	208 21%	72 24%	331 33%	97 32%	551 55%	177 58%	454 45%	155 51%	239 24%	92 31%	316 32%	157 52%	486 48%	164 55%
Do not know	1070 4%	244 3%	50 5%	10 3%	18 2%	4 1%	30 3%	12 4%	42 4%	6 2%	60 6%	10 3%	47 5%	11 4%	30 3%	9 3%	34 3%	8 3%	35 4%	12 4%	73 7%	17 6%	40 4%	27 9%	32 3%	9 3%
Total 'Interested'	5468 22%	1234 16%	215 21%	67 21%	245 25%	71 23%	259 26%	74 23%	134 13%	36 12%	104 10%	32 11%	328 33%	68 23%	373 37%	81 27%	130 13%	33 11%	273 27%	64 21%	467 47%	135 45%	422 42%	56 19%	189 19%	35 12%
Total 'Not interested'	18565 74%	6133 81%	736 74%	247 76%	737 74%	238 76%	719 71%	230 73%	826 82%	258 86%	836 84%	262 86%	626 63%	221 74%	612 60%	212 70%	839 84%	264 87%	691 69%	226 75%	460 46%	148 49%	541 54%	219 73%	785 78%	256 85%

This is the English version of the results of the *2011 World Youths Survey*, which were published by the French think tank *Fondation pour l'Innovation politique*. Our publications are available in French and English at [www.fondapol.org](http://www.fondapol.org).

Fieldwork dates: June-July 2010


















Q16. How interested are you in the following?

Becoming involved in an association

[ONE ANSWER ONLY]

	TOTAL		 DE		 EE		 EL		 ES		 FI		 FR		 HU		 IT		 PL		 RO		 SE		 UK		 CA	
	16-29	30-50	16-29	30-50	16-29	30-50	16-29	30-50	16-29	30-50	16-29	30-50	16-29	30-50	16-29	30-50	16-29	30-50	16-29	30-50	16-29	30-50	16-29	30-50	16-29	30-50	16-29	30-50
Total	25103	7611	1001	302	1002	310	1001	301	1004	306	1001	303	1004	301	1014	301	1005	305	1005	306	1008	301	1000	303	1005	300	1015	304
Very interested	2968 12%	670 9%	82 8%	24 8%	42 4%	5 2%	145 14%	26 9%	63 6%	7 2%	82 8%	9 3%	77 8%	33 11%	98 10%	25 8%	71 7%	18 6%	86 9%	19 6%	195 19%	41 14%	102 10%	19 6%	50 5%	11 4%	63 6%	12 4%
Fairly interested	6172 25%	1831 24%	278 28%	78 26%	162 16%	27 9%	240 24%	88 29%	243 24%	70 23%	191 19%	53 17%	384 38%	114 38%	178 18%	34 11%	266 26%	91 30%	200 20%	55 18%	277 27%	74 25%	240 24%	68 22%	237 24%	56 19%	243 24%	75 25%
Not really interested	7848 31%	2407 32%	349 35%	100 33%	329 33%	95 31%	316 32%	107 36%	358 36%	108 35%	294 29%	96 32%	326 32%	80 27%	276 27%	88 29%	373 37%	101 33%	310 31%	126 41%	249 25%	73 24%	357 36%	111 37%	378 38%	104 35%	353 35%	106 35%
Not at all interested	6984 28%	2456 32%	248 25%	91 30%	435 43%	169 55%	269 27%	78 26%	299 30%	118 39%	360 36%	142 47%	170 17%	59 20%	389 38%	140 47%	258 26%	91 30%	369 37%	92 30%	229 23%	100 33%	249 25%	95 31%	287 29%	117 39%	304 30%	98 32%
Do not know	1131 5%	247 3%	44 4%	9 3%	34 3%	14 5%	31 3%	2 1%	41 4%	3 1%	74 7%	3 1%	47 5%	15 5%	73 7%	14 5%	37 4%	4 1%	40 4%	14 5%	58 6%	13 4%	52 5%	10 3%	53 5%	12 4%	52 5%	13 4%
Total 'Interested'	9140 36%	2501 33%	360 36%	102 34%	204 20%	32 10%	385 38%	114 38%	306 30%	77 25%	273 27%	62 20%	461 46%	147 49%	276 27%	59 20%	337 34%	109 36%	286 28%	74 24%	472 47%	115 38%	342 34%	87 29%	287 29%	67 22%	306 30%	87 29%
Total 'Not interested'	14832 59%	4863 64%	597 60%	191 63%	764 76%	264 85%	585 58%	185 61%	657 65%	226 74%	654 65%	238 79%	496 49%	139 46%	665 66%	228 76%	631 63%	192 63%	679 68%	218 71%	478 47%	173 57%	606 61%	206 68%	665 66%	221 74%	657 65%	204 67%

This is the English version of the results of the *2011 World Youths Survey*, which were published by the French think tank *Fondation pour l'Innovation politique*. Our publications are available in French and English at [www.fondapol.org](http://www.fondapol.org).

Fieldwork dates: June-July 2010



# 2011 World Youths

Q16. How interested are you in the following?

Becoming involved in an association

[ONE ANSWER ONLY]

	TOTAL		US		MX		BR		AU		JP		CN		IN		RU		TR		IL		MA		ZA	
	16-29	30-50	16-29	30-50	16-29	30-50	16-29	30-50	16-29	30-50	16-29	30-50	16-29	30-50	16-29	30-50	16-29	30-50	16-29	30-50	16-29	30-50	16-29	30-50	16-29	30-50
Total	25103	7611	1001	324	1000	313	1008	316	1002	300	1000	304	1001	300	1015	302	1003	305	999	302	1000	300	1003	302	1006	300
Very interested	2968 12%	670 9%	91 9%	22 7%	168 17%	33 11%	180 18%	47 15%	49 5%	21 7%	24 2%	3 1%	70 7%	11 4%	256 25%	49 16%	26 3%	4 1%	185 19%	45 15%	313 31%	78 26%	339 34%	86 28%	111 11%	22 7%
Fairly interested	6172 25%	1831 24%	247 25%	88 27%	317 32%	127 41%	269 27%	79 25%	245 24%	75 25%	92 9%	27 9%	315 31%	87 29%	350 34%	122 40%	163 16%	35 11%	232 23%	59 20%	248 25%	82 27%	291 29%	99 33%	264 26%	68 23%
Not really interested	7848 31%	2407 32%	355 35%	116 36%	309 31%	89 28%	279 28%	98 31%	382 38%	117 39%	255 26%	77 25%	416 42%	135 45%	256 25%	91 30%	313 31%	99 32%	265 27%	73 24%	196 20%	60 20%	224 22%	54 18%	330 33%	103 34%
Not at all interested	6984 28%	2456 32%	245 24%	90 28%	183 18%	60 19%	258 26%	84 27%	266 27%	79 26%	551 55%	183 60%	159 16%	54 18%	132 13%	33 11%	458 46%	157 51%	279 28%	118 39%	194 19%	64 21%	120 12%	45 15%	273 27%	99 33%
Do not know	1131 5%	247 3%	63 6%	8 2%	23 2%	4 1%	22 2%	8 3%	60 6%	8 3%	78 8%	14 5%	41 4%	13 4%	21 2%	7 2%	43 4%	10 3%	38 4%	7 2%	49 5%	16 5%	29 3%	18 6%	28 3%	8 3%
Total 'Interested'	9140 36%	2501 33%	338 34%	110 34%	485 49%	160 51%	449 45%	126 40%	294 29%	96 32%	116 12%	30 10%	385 38%	98 33%	606 60%	171 57%	189 19%	39 13%	417 42%	104 34%	561 56%	160 53%	630 63%	185 61%	375 37%	90 30%
Total 'Not interested'	14832 59%	4863 64%	600 60%	206 64%	492 49%	149 48%	537 53%	182 58%	648 65%	196 65%	806 81%	260 86%	575 57%	189 63%	388 38%	124 41%	771 77%	256 84%	544 54%	191 63%	390 39%	124 41%	344 34%	99 33%	603 60%	202 67%

This is the English version of the results of the *2011 World Youths Survey*, which were published by the French think tank *Fondation pour l'Innovation politique*. Our publications are available in French and English at [www.fondapol.org](http://www.fondapol.org).

Fieldwork dates: June-July 2010





# 2011 World Youths

Q16. How interested are you in the following?

Devoting time to religion

[ONE ANSWER ONLY]

	TOTAL																											
	16-29	30-50	16-29	30-50	16-29	30-50	16-29	30-50	16-29	30-50	16-29	30-50	16-29	30-50	16-29	30-50	16-29	30-50	16-29	30-50	16-29	30-50	16-29	30-50	16-29	30-50	16-29	30-50
Total	25103	7611	1001	302	1002	310	1001	301	1004	306	1001	303	1004	301	1014	301	1005	305	1005	306	1008	301	1000	303	1005	300	1015	304
Very interested	3893 16%	1095 14%	46 5%	11 4%	33 3%	11 4%	111 11%	15 5%	41 4%	10 3%	83 8%	10 3%	44 4%	6 2%	112 11%	35 12%	84 8%	24 8%	87 9%	19 6%	191 19%	39 13%	80 8%	13 4%	68 7%	15 5%	100 10%	38 13%
Fairly interested	4918 20%	1407 18%	132 13%	42 14%	74 7%	25 8%	176 18%	43 14%	111 11%	35 11%	94 9%	20 7%	105 10%	30 10%	165 16%	43 14%	270 27%	74 24%	249 25%	61 20%	276 27%	73 24%	94 9%	14 5%	145 14%	27 9%	168 17%	40 13%
Not really interested	5422 22%	1770 23%	197 20%	75 25%	188 19%	81 26%	243 24%	90 30%	202 20%	89 29%	168 17%	47 16%	174 17%	51 17%	258 25%	79 26%	279 28%	86 28%	265 26%	97 32%	261 26%	80 27%	146 15%	40 13%	209 21%	61 20%	222 22%	70 23%
Not at all interested	9812 39%	3092 41%	573 57%	167 55%	676 67%	183 59%	435 43%	148 49%	605 60%	168 55%	590 59%	219 72%	630 63%	200 66%	400 39%	128 43%	341 34%	116 38%	347 35%	108 35%	213 21%	90 30%	622 62%	226 75%	539 54%	187 62%	492 48%	146 48%
Do not know	1058 4%	247 3%	53 5%	7 2%	31 3%	10 3%	36 4%	5 2%	45 4%	4 1%	66 7%	7 2%	51 5%	14 5%	79 8%	16 5%	31 3%	5 2%	57 6%	21 7%	67 7%	19 6%	58 6%	10 3%	44 4%	10 3%	33 3%	10 3%
Total 'Interested'	8811 35%	2502 33%	178 18%	53 18%	107 11%	36 12%	287 29%	58 19%	152 15%	45 15%	177 18%	30 10%	149 15%	36 12%	277 27%	78 26%	354 35%	98 32%	336 33%	80 26%	467 46%	112 37%	174 17%	27 9%	213 21%	42 14%	268 26%	78 26%
Total 'Not interested'	15234 61%	4862 64%	770 77%	242 80%	864 86%	264 85%	678 68%	238 79%	807 80%	257 84%	758 76%	266 88%	804 80%	251 83%	658 65%	207 69%	620 62%	202 66%	612 61%	205 67%	474 47%	170 56%	768 77%	266 88%	748 74%	248 83%	714 70%	216 71%

This is the English version of the results of the *2011 World Youths Survey*, which were published by the French think tank *Fondation pour l'Innovation politique*. Our publications are available in French and English at [www.fondapol.org](http://www.fondapol.org).

Fieldwork dates: June-July 2010





# 2011 World Youths

Q16. How interested are you in the following?

Devoting time to religion

[ONE ANSWER ONLY]

	TOTAL		US		MX		BR		AU		JP		CN		IN		RU		TR		IL		MA		ZA	
	16-29	30-50	16-29	30-50	16-29	30-50	16-29	30-50	16-29	30-50	16-29	30-50	16-29	30-50	16-29	30-50	16-29	30-50	16-29	30-50	16-29	30-50	16-29	30-50	16-29	30-50
Total	25103	7611	1001	324	1000	313	1008	316	1002	300	1000	304	1001	300	1015	302	1003	305	999	302	1000	300	1003	302	1006	300
Very interested	3893 16%	1095 14%	213 21%	65 20%	159 16%	41 13%	264 26%	98 31%	94 9%	27 9%	22 2%	5 2%	53 5%	10 3%	306 30%	82 27%	25 2%	10 3%	315 32%	85 28%	302 30%	90 30%	663 66%	221 73%	397 39%	115 38%
Fairly interested	4918 20%	1407 18%	284 28%	99 31%	267 27%	103 33%	319 32%	101 32%	165 16%	51 17%	57 6%	25 8%	172 17%	48 16%	380 37%	123 41%	108 11%	26 9%	325 33%	96 32%	216 22%	62 21%	239 24%	63 21%	327 33%	83 28%
Not really interested	5422 22%	1770 23%	212 21%	65 20%	307 31%	105 34%	193 19%	71 22%	222 22%	62 21%	182 18%	52 17%	477 48%	137 46%	198 20%	65 22%	240 24%	101 33%	180 18%	65 22%	186 19%	40 13%	72 7%	14 5%	141 14%	47 16%
Not at all interested	9812 39%	3092 41%	243 24%	82 25%	253 25%	62 20%	215 21%	41 13%	485 48%	153 51%	672 67%	211 69%	237 24%	80 27%	114 11%	29 10%	595 59%	154 50%	151 15%	48 16%	245 25%	94 31%	17 2%	2 1%	122 12%	50 17%
Do not know	1058 4%	247 3%	49 5%	13 4%	14 1%	2 1%	17 2%	5 2%	36 4%	7 2%	67 7%	11 4%	62 6%	25 8%	17 2%	3 1%	35 3%	14 5%	28 3%	8 3%	51 5%	14 5%	12 1%	2 1%	19 2%	5 2%
Total 'Interested'	8811 35%	2502 33%	497 50%	164 51%	426 43%	144 46%	583 58%	199 63%	259 26%	78 26%	79 8%	30 10%	225 22%	58 19%	686 68%	205 68%	133 13%	36 12%	640 64%	181 60%	518 52%	152 51%	902 90%	284 94%	724 72%	198 66%
Total 'Not interested'	15234 61%	4862 64%	455 45%	147 45%	560 56%	167 53%	408 40%	112 35%	707 71%	215 72%	854 85%	263 87%	714 71%	217 72%	312 31%	94 31%	835 83%	255 84%	331 33%	113 37%	431 43%	134 45%	89 9%	16 5%	263 26%	97 32%

This is the English version of the results of the *2011 World Youths Survey*, which were published by the French think tank *Fondation pour l'Innovation politique*. Our publications are available in French and English at [www.fondapol.org](http://www.fondapol.org).














Fieldwork dates: June-July 2010





Q17. Is your English good enough to be able to hold a conversation?

[ONE ANSWER ONLY]

	TOTAL																											
	16-29	30-50	16-29	30-50	16-29	30-50	16-29	30-50	16-29	30-50	16-29	30-50	16-29	30-50	16-29	30-50	16-29	30-50	16-29	30-50	16-29	30-50	16-29	30-50	16-29	30-50	16-29	30-50
Total	19322	5890	1001	302	1002	310	1001	301	1004	306	1001	303	1004	301	1014	301	1005	305	1005	306	1008	301	1000	303	1000	313	1008	316
Yes	10910 56%	2484 42%	688 69%	133 44%	710 71%	83 27%	842 84%	244 81%	470 47%	100 33%	782 78%	198 65%	410 41%	72 24%	406 40%	89 30%	600 60%	124 41%	571 57%	79 26%	797 79%	188 62%	894 89%	247 82%	492 49%	135 43%	470 47%	105 33%
No	6392 33%	2816 48%	198 20%	117 39%	181 18%	188 61%	120 12%	47 16%	433 43%	184 60%	101 10%	70 23%	510 51%	204 68%	457 45%	176 58%	264 26%	130 43%	209 21%	158 52%	93 9%	71 24%	45 5%	32 11%	387 39%	155 50%	437 43%	191 60%
Do not know	2020 10%	590 10%	115 11%	52 17%	111 11%	39 13%	39 4%	10 3%	101 10%	22 7%	118 12%	35 12%	84 8%	25 8%	151 15%	36 12%	141 14%	51 17%	225 22%	69 23%	118 12%	42 14%	61 6%	24 8%	121 12%	23 7%	101 10%	20 6%








This is the English version of the results of the *2011 World Youths Survey*, which were published by the French think tank *Fondation pour l'Innovation politique*. Our publications are available in French and English at [www.fondapol.org](http://www.fondapol.org).

Fieldwork dates: June-July 2010



Q17. Is your English good enough to be able to hold a conversation?

[ONE ANSWER ONLY]














	TOTAL		 JP		 CN		 RU		 TR		 IL		 MA		 ZA	
	16-29	30-50	16-29	30-50	16-29	30-50	16-29	30-50	16-29	30-50	16-29	30-50	16-29	30-50	16-29	30-50
Total	19322	5890	1000	304	1001	300	1003	305	999	302	1000	300	1003	302	263	109
Yes	10910 56%	2484 42%	126 13%	29 10%	289 29%	65 22%	373 37%	55 18%	528 53%	112 37%	812 81%	238 79%	397 40%	83 27%	253 96%	105 96%
No	6392 33%	2816 48%	810 81%	256 84%	643 64%	224 75%	530 53%	221 72%	405 41%	165 55%	108 11%	36 12%	455 45%	189 63%	6 2%	2 2%
Do not know	2020 10%	590 10%	64 6%	19 6%	69 7%	11 4%	100 10%	29 10%	66 7%	25 8%	80 8%	26 9%	151 15%	30 10%	4 2%	2 2%

This is the English version of the results of the *2011 World Youths Survey*, which were published by the French think tank *Fondation pour l'Innovation politique*. Our publications are available in French and English at [www.fondapol.org](http://www.fondapol.org).

Fieldwork dates: June-July 2010

Q18. Have you been abroad during the last 12 months?

[ONE ANSWER ONLY]

	TOTAL		 DE		 EE		 EL		 ES		 FI		 FR		 HU		 IT		 PL		 RO		 SE		 UK		 CA	
	16-29	30-50	16-29	30-50	16-29	30-50	16-29	30-50	16-29	30-50	16-29	30-50	16-29	30-50	16-29	30-50	16-29	30-50	16-29	30-50	16-29	30-50	16-29	30-50	16-29	30-50	16-29	30-50
Total	25103	7611	1001	302	1002	310	1001	301	1004	306	1001	303	1004	301	1014	301	1005	305	1005	306	1008	301	1000	303	1005	300	1015	304
Yes, once	5167 21%	1448 19%	281 28%	76 25%	281 28%	69 22%	234 23%	74 25%	262 26%	65 21%	262 26%	61 20%	243 24%	54 18%	240 24%	57 19%	301 30%	79 26%	248 25%	87 28%	221 22%	66 22%	294 29%	72 24%	320 32%	85 28%	226 22%	57 19%
Yes, twice	2264 9%	687 9%	159 16%	48 16%	142 14%	48 15%	124 12%	41 14%	98 10%	38 12%	163 16%	51 17%	104 10%	19 6%	101 10%	28 9%	136 14%	41 13%	113 11%	43 14%	80 8%	25 8%	154 15%	43 14%	143 14%	35 12%	93 9%	14 5%
Yes, three or more times	1828 7%	599 8%	116 12%	32 11%	181 18%	55 18%	87 9%	23 8%	63 6%	24 8%	131 13%	41 14%	87 9%	25 8%	117 12%	44 15%	101 10%	27 9%	92 9%	43 14%	87 9%	31 10%	132 13%	39 13%	78 8%	18 6%	53 5%	12 4%
No, not during the last 12 months	7184 29%	2729 36%	384 38%	121 40%	343 34%	104 34%	302 30%	124 41%	366 36%	131 43%	332 33%	138 46%	448 45%	143 48%	365 36%	123 41%	325 32%	123 40%	376 37%	110 36%	230 23%	107 36%	344 34%	133 44%	373 37%	134 45%	327 32%	126 41%
No, never	8209 33%	2089 27%	54 5%	22 7%	49 5%	34 11%	235 23%	39 13%	211 21%	46 15%	91 9%	12 4%	105 10%	60 20%	168 17%	39 13%	135 13%	34 11%	167 17%	22 7%	362 36%	69 23%	52 5%	14 5%	80 8%	28 9%	289 28%	90 30%
Do not know	451 2%	59 1%	7 1%	3 1%	6 1%	-	19 2%	-	4 *	2 1%	22 2%	-	17 2%	-	23 2%	10 3%	7 1%	1 *	9 1%	1 *	28 3%	3 1%	24 2%	2 1%	11 1%	-	27 3%	5 2%
Total 'Yes'	9259 37%	2734 36%	556 56%	156 52%	604 60%	172 55%	445 44%	138 46%	423 42%	127 42%	556 56%	153 50%	434 43%	98 33%	458 45%	129 43%	538 54%	147 48%	453 45%	173 57%	388 38%	122 41%	580 58%	154 51%	541 54%	138 46%	372 37%	83 27%
Total 'No'	15393 61%	4818 63%	438 44%	143 47%	392 39%	138 45%	537 54%	163 54%	577 57%	177 58%	423 42%	150 50%	553 55%	203 67%	533 53%	162 54%	460 46%	157 51%	543 54%	132 43%	592 59%	176 58%	396 40%	147 49%	453 45%	162 54%	616 61%	216 71%

This is the English version of the results of the *2011 World Youths Survey*, which were published by the French think tank *Fondation pour l'Innovation politique*. Our publications are available in French and English at [www.fondapol.org](http://www.fondapol.org).













Fieldwork dates: June-July 2010



# 2011 World Youths

Q18. Have you been abroad during the last 12 months?

[ONE ANSWER ONLY]














	TOTAL		 US		 MX		 BR		 AU		 JP		 CN		 IN		 RU		 TR		 IL		 MA		 ZA	
	16-29	30-50	16-29	30-50	16-29	30-50	16-29	30-50	16-29	30-50	16-29	30-50	16-29	30-50	16-29	30-50	16-29	30-50	16-29	30-50	16-29	30-50	16-29	30-50	16-29	30-50
Total	25103	7611	1001	324	1000	313	1008	316	1002	300	1000	304	1001	300	1015	302	1003	305	999	302	1000	300	1003	302	1006	300
Yes, once	5167 21%	1448 19%	123 12%	27 8%	111 11%	40 13%	137 14%	43 14%	227 23%	44 15%	135 14%	45 15%	101 10%	58 19%	174 17%	65 22%	180 18%	47 15%	101 10%	26 9%	265 27%	77 26%	58 6%	28 9%	142 14%	46 15%
Yes, twice	2264 9%	687 9%	29 3%	10 3%	50 5%	28 9%	53 5%	12 4%	73 7%	13 4%	56 6%	9 3%	49 5%	18 6%	51 5%	27 9%	57 6%	23 8%	28 3%	17 6%	111 11%	28 9%	39 4%	11 4%	58 6%	17 6%
Yes, three or more times	1828 7%	599 8%	22 2%	5 2%	67 7%	33 11%	34 3%	14 4%	24 2%	17 6%	26 3%	13 4%	23 2%	14 5%	36 4%	11 4%	42 4%	9 3%	49 5%	13 4%	110 11%	39 13%	36 4%	8 3%	34 3%	9 3%
No, not during the last 12 months	7184 29%	2729 36%	276 28%	113 35%	218 22%	95 30%	137 14%	69 22%	368 37%	121 40%	312 31%	138 45%	159 16%	72 24%	141 14%	73 24%	260 26%	111 36%	137 14%	55 18%	285 29%	97 32%	68 7%	48 16%	308 31%	120 40%
No, never	8209 33%	2089 27%	523 52%	162 50%	549 55%	117 37%	634 63%	178 56%	274 27%	100 33%	466 47%	97 32%	665 66%	137 46%	602 59%	126 42%	463 46%	114 37%	675 68%	190 63%	204 20%	47 16%	726 72%	206 68%	430 43%	106 35%
Do not know	451 2%	59 1%	28 3%	7 2%	5 1%	- -	13 1%	- -	36 4%	5 2%	5 1%	2 1%	4 *	1 *	11 1%	- -	1 *	1 *	9 1%	1 *	25 3%	12 4%	76 8%	1 *	34 3%	2 1%
Total 'Yes'	9259 37%	2734 36%	174 17%	42 13%	228 23%	101 32%	224 22%	69 22%	324 32%	74 25%	217 22%	67 22%	173 17%	90 30%	261 26%	103 34%	279 28%	79 26%	178 18%	56 19%	486 49%	144 48%	133 13%	47 16%	234 23%	72 24%
Total 'No'	15393 61%	4818 63%	799 80%	275 85%	767 77%	212 68%	771 76%	247 78%	642 64%	221 74%	778 78%	235 77%	824 82%	209 70%	743 73%	199 66%	723 72%	225 74%	812 81%	245 81%	489 49%	144 48%	794 79%	254 84%	738 73%	226 75%

This is the English version of the results of the *2011 World Youths Survey*, which were published by the French think tank *Fondation pour l'Innovation politique*. Our publications are available in French and English at [www.fondapol.org](http://www.fondapol.org).

Fieldwork dates: June-July 2010

Q19. Which three of the following Internet uses are the most important for you?

[MAX. 3 ANSWERS]














	TOTAL		 DE		 EE		 EL		 ES		 FI		 FR		 HU		 IT		 PL		 RO		 SE		 UK		 CA	
	16-29	30-50	16-29	30-50	16-29	30-50	16-29	30-50	16-29	30-50	16-29	30-50	16-29	30-50	16-29	30-50	16-29	30-50	16-29	30-50	16-29	30-50	16-29	30-50	16-29	30-50	16-29	30-50
Total	25103	7611	1001	302	1002	310	1001	301	1004	306	1001	303	1004	301	1014	301	1005	305	1005	306	1008	301	1000	303	1005	300	1015	304
Sending e-mails	12630 50%	4981 65%	640 64%	230 76%	589 59%	223 72%	290 29%	159 53%	571 57%	215 70%	460 46%	232 77%	623 62%	224 74%	397 39%	142 47%	650 65%	210 69%	557 55%	204 67%	272 27%	100 33%	415 42%	223 74%	555 55%	216 72%	563 55%	203 67%
Keeping up with news	9128 36%	3599 47%	335 33%	144 48%	498 50%	178 57%	496 50%	187 62%	521 52%	190 62%	362 36%	143 47%	304 30%	82 27%	197 19%	86 29%	578 58%	210 69%	468 47%	192 63%	423 42%	157 52%	255 26%	132 44%	318 32%	117 39%	266 26%	119 39%
Listening to music	4668 19%	810 11%	171 17%	31 10%	169 17%	19 6%	240 24%	35 12%	133 13%	28 9%	267 27%	30 10%	166 17%	35 12%	253 25%	55 18%	78 8%	13 4%	197 20%	28 9%	230 23%	49 16%	312 31%	39 13%	180 18%	26 9%	203 20%	34 11%
Playing online video games	3351 13%	849 11%	93 9%	31 10%	61 6%	33 11%	183 18%	23 8%	93 9%	18 6%	145 14%	14 5%	84 8%	21 7%	222 22%	89 30%	34 3%	10 3%	80 8%	18 6%	254 25%	100 33%	175 18%	35 12%	94 9%	19 6%	141 14%	39 13%
Watching videos	2624 10%	496 7%	70 7%	12 4%	61 6%	19 6%	85 8%	8 3%	76 8%	13 4%	108 11%	11 4%	96 10%	11 4%	106 10%	25 8%	61 6%	13 4%	127 13%	20 7%	80 8%	16 5%	110 11%	9 3%	86 9%	11 4%	149 15%	23 8%
Meeting people	2091 8%	599 8%	73 7%	25 8%	103 10%	45 15%	65 6%	14 5%	51 5%	15 5%	68 7%	15 5%	53 5%	14 5%	109 11%	31 10%	50 5%	16 5%	94 9%	24 8%	159 16%	51 17%	92 9%	17 6%	52 5%	9 3%	46 5%	10 3%
Social networking ( <i>Twitter, Facebook, etc.</i> )	9294 37%	2093 27%	360 36%	52 17%	293 29%	52 17%	379 38%	102 34%	372 37%	55 18%	539 54%	131 43%	407 41%	65 22%	371 37%	97 32%	241 24%	51 17%	105 10%	18 6%	260 26%	62 21%	443 44%	108 36%	490 49%	101 34%	465 46%	110 36%
Using administrative services	1998 8%	1088 14%	45 4%	36 12%	92 9%	53 17%	93 9%	50 17%	96 10%	74 24%	59 6%	37 12%	170 17%	118 39%	68 7%	16 5%	147 15%	86 28%	63 6%	40 13%	64 6%	18 6%	99 10%	82 27%	61 6%	35 12%	72 7%	41 13%
Shopping	4573 18%	1683 22%	359 36%	139 46%	65 6%	17 5%	184 18%	91 30%	127 13%	47 15%	163 16%	86 28%	306 30%	111 37%	102 10%	25 8%	187 19%	53 17%	295 29%	122 40%	90 9%	25 8%	177 18%	68 22%	373 37%	145 48%	149 15%	52 17%
Working, studying	8007 32%	2165 28%	237 24%	34 11%	443 44%	108 35%	257 26%	74 25%	330 33%	77 25%	211 21%	71 23%	205 20%	50 17%	258 25%	73 24%	449 45%	133 44%	390 39%	79 26%	257 25%	71 24%	242 24%	53 17%	233 23%	63 21%	279 27%	60 20%

This is the English version of the results of the *2011 World Youths Survey*, which were published by the French think tank *Fondation pour l'Innovation politique*. Our publications are available in French and English at [www.fondapol.org](http://www.fondapol.org).

Fieldwork dates: June-July 2010

Q19. Which three of the following Internet uses are the most important for you?

[MAX. 3 ANSWERS]

	TOTAL		 DE		 EE		 EL		 ES		 FI		 FR		 HU		 IT		 PL		 RO		 SE		 UK		 CA	
	16-29	30-50	16-29	30-50	16-29	30-50	16-29	30-50	16-29	30-50	16-29	30-50	16-29	30-50	16-29	30-50	16-29	30-50	16-29	30-50	16-29	30-50	16-29	30-50	16-29	30-50	16-29	30-50
Total	25103	7611	1001	302	1002	310	1001	301	1004	306	1001	303	1004	301	1014	301	1005	305	1005	306	1008	301	1000	303	1005	300	1015	304
Telephoning	540 2%	195 3%	17 2%	6 2%	17 2%	18 6%	31 3%	3 1%	12 1%	6 2%	17 2%	6 2%	17 2%	13 4%	34 3%	11 4%	34 3%	4 1%	14 1%	9 3%	23 2%	8 3%	27 3%	6 2%	8 1%	1 *	15 1%	10 3%
Chatting with friends and family	5208 21%	1133 15%	223 22%	38 13%	281 28%	53 17%	148 15%	23 8%	217 22%	42 14%	152 15%	25 8%	175 17%	54 18%	336 33%	85 28%	116 12%	29 10%	248 25%	58 19%	325 32%	68 23%	186 19%	30 10%	189 19%	42 14%	257 25%	65 21%
Exchanging ideas and opinions in discussion forums	2062 8%	704 9%	82 8%	26 9%	46 5%	18 6%	97 10%	36 12%	75 7%	27 9%	66 7%	25 8%	43 4%	19 6%	44 4%	11 4%	123 12%	35 11%	79 8%	26 8%	100 10%	38 13%	61 6%	7 2%	53 5%	22 7%	53 5%	24 8%
Chatting via webcam	484 2%	184 2%	17 2%	6 2%	14 1%	6 2%	29 3%	12 4%	10 1%	4 1%	7 1%	-	20 2%	10 3%	26 3%	11 4%	12 1%	5 2%	22 2%	12 4%	22 2%	4 1%	12 1%	4 1%	13 1%	3 1%	15 1%	10 3%
Downloading music and videos	3548 14%	744 10%	72 7%	23 8%	180 18%	53 17%	170 17%	62 21%	139 14%	38 12%	78 8%	14 5%	111 11%	5 2%	179 18%	34 11%	68 7%	11 4%	154 15%	23 8%	185 18%	43 14%	137 14%	17 6%	116 12%	19 6%	179 18%	40 13%
Do not know	504 2%	119 2%	26 3%	9 3%	9 1%	1 *	27 3%	-	15 1%	5 2%	33 3%	4 1%	32 3%	2 1%	38 4%	13 4%	11 1%	3 1%	9 1%	2 1%	32 3%	10 3%	33 3%	7 2%	25 2%	6 2%	16 2%	5 2%













This is the English version of the results of the *2011 World Youths Survey*, which were published by the French think tank *Fondation pour l'Innovation politique*. Our publications are available in French and English at [www.fondapol.org](http://www.fondapol.org).

Fieldwork dates: June-July 2010



Q19. Which three of the following Internet uses are the most important for you?

[MAX. 3 ANSWERS]













	TOTAL		 US		 MX		 BR		 AU		 JP		 CN		 IN		 RU		 TR		 IL		 MA		 ZA	
	16-29	30-50	16-29	30-50	16-29	30-50	16-29	30-50	16-29	30-50	16-29	30-50	16-29	30-50	16-29	30-50	16-29	30-50	16-29	30-50	16-29	30-50	16-29	30-50	16-29	30-50
Total	25103	7611	1001	324	1000	313	1008	316	1002	300	1000	304	1001	300	1015	302	1003	305	999	302	1000	300	1003	302	1006	300
Sending e-mails	12630 50%	4981 65%	486 49%	221 68%	547 55%	214 68%	515 51%	223 71%	535 53%	206 69%	508 51%	188 62%	423 42%	216 72%	746 73%	253 84%	563 56%	196 64%	460 46%	147 49%	240 24%	116 39%	361 36%	194 64%	664 66%	226 75%
Keeping up with news	9128 36%	3599 47%	270 27%	139 43%	519 52%	203 65%	293 29%	119 38%	275 27%	108 36%	422 42%	174 57%	342 34%	148 49%	228 22%	97 32%	435 43%	171 56%	412 41%	158 52%	269 27%	98 33%	388 39%	156 52%	254 25%	91 30%
Listening to music	4668 19%	810 11%	247 25%	45 14%	112 11%	21 7%	137 14%	29 9%	130 13%	33 11%	138 14%	17 6%	180 18%	21 7%	161 16%	36 12%	74 7%	9 3%	223 22%	48 16%	351 35%	76 25%	215 21%	42 14%	101 10%	11 4%
Playing online video games	3351 13%	849 11%	164 16%	45 14%	52 5%	9 3%	175 17%	30 9%	115 11%	27 9%	113 11%	13 4%	170 17%	38 13%	67 7%	21 7%	113 11%	33 11%	177 18%	63 21%	285 29%	68 23%	126 13%	12 4%	135 13%	40 13%
Watching videos	2624 10%	496 7%	126 13%	25 8%	54 5%	15 5%	90 9%	19 6%	89 9%	13 4%	259 26%	48 16%	101 10%	29 10%	79 8%	25 8%	62 6%	16 5%	130 13%	32 11%	232 23%	57 19%	111 11%	22 7%	76 8%	4 1%
Meeting people	2091 8%	599 8%	52 5%	20 6%	34 3%	12 4%	117 12%	30 9%	42 4%	18 6%	59 6%	16 5%	86 9%	17 6%	80 8%	34 11%	89 9%	35 11%	99 10%	41 14%	130 13%	34 11%	216 22%	35 12%	72 7%	21 7%
Social networking ( <i>Twitter, Facebook, etc.</i> )	9294 37%	2093 27%	483 48%	119 37%	353 35%	56 18%	274 27%	74 23%	503 50%	84 28%	195 20%	29 10%	444 44%	84 28%	444 44%	116 38%	329 33%	61 20%	429 43%	130 43%	332 33%	104 35%	224 22%	59 20%	559 56%	173 58%
Using administrative services	1998 8%	1088 14%	28 3%	14 4%	92 9%	72 23%	111 11%	46 15%	63 6%	45 15%	14 1%	14 5%	43 4%	18 6%	57 6%	26 9%	45 4%	22 7%	105 11%	35 12%	85 9%	26 9%	135 13%	54 18%	91 9%	30 10%
Shopping	4573 18%	1683 22%	215 21%	113 35%	86 9%	29 9%	140 14%	53 17%	201 20%	79 26%	452 45%	154 51%	253 25%	90 30%	134 13%	36 12%	120 12%	50 16%	172 17%	48 16%	70 7%	26 9%	98 10%	9 3%	55 5%	15 5%
Working, studying	8007 32%	2165 28%	264 26%	67 21%	547 55%	174 56%	535 53%	177 56%	317 32%	70 23%	217 22%	98 32%	422 42%	121 40%	389 38%	111 37%	405 40%	116 38%	206 21%	38 13%	201 20%	59 20%	337 34%	92 30%	376 37%	96 32%

This is the English version of the results of the *2011 World Youths Survey*, which were published by the French think tank *Fondation pour l'Innovation politique*. Our publications are available in French and English at [www.fondapol.org](http://www.fondapol.org).

Fieldwork dates: June-July 2010

Q19. Which three of the following Internet uses are the most important for you?

[MAX. 3 ANSWERS]














	TOTAL		 US		 MX		 BR		 AU		 JP		 CN		 IN		 RU		 TR		 IL		 MA		 ZA	
	16-29	30-50	16-29	30-50	16-29	30-50	16-29	30-50	16-29	30-50	16-29	30-50	16-29	30-50	16-29	30-50	16-29	30-50	16-29	30-50	16-29	30-50	16-29	30-50	16-29	30-50
Total	25103	7611	1001	324	1000	313	1008	316	1002	300	1000	304	1001	300	1015	302	1003	305	999	302	1000	300	1003	302	1006	300
Telephoning	540 2%	195 3%	12 1%	7 2%	7 1%	4 1%	8 1%	5 2%	13 1%	7 2%	21 2%	1 *	19 2%	5 2%	13 1%	6 2%	25 2%	20 7%	26 3%	4 1%	43 4%	15 5%	72 7%	12 4%	15 1%	8 3%
Chatting with friends and family	5208 21%	1133 15%	226 23%	51 16%	314 31%	56 18%	205 20%	44 14%	243 24%	51 17%	33 3%	4 1%	154 15%	40 13%	226 22%	39 13%	224 22%	48 16%	146 15%	26 9%	158 16%	33 11%	233 23%	54 18%	193 19%	75 25%
Exchanging ideas and opinions in discussion forums	2062 8%	704 9%	69 7%	22 7%	106 11%	30 10%	88 9%	42 13%	54 5%	23 8%	62 6%	19 6%	113 11%	23 8%	129 13%	42 14%	85 8%	23 8%	113 11%	28 9%	73 7%	24 8%	187 19%	97 32%	61 6%	17 6%
Chatting via webcam	484 2%	184 2%	17 2%	2 1%	9 1%	3 1%	13 1%	6 2%	33 3%	8 3%	12 1%	2 1%	14 1%	4 1%	30 3%	14 5%	21 2%	11 4%	36 4%	10 3%	40 4%	16 5%	21 2%	6 2%	19 2%	15 5%
Downloading music and videos	3548 14%	744 10%	127 13%	21 6%	106 11%	23 7%	198 20%	30 9%	173 17%	31 10%	95 10%	22 7%	118 12%	29 10%	186 18%	32 11%	304 30%	67 22%	115 12%	32 11%	136 14%	37 12%	53 5%	18 6%	169 17%	20 7%
Do not know	504 2%	119 2%	28 3%	6 2%	1 *	-	9 1%	-	19 2%	6 2%	29 3%	8 3%	8 1%	-	5 *	-	4 *	3 1%	12 1%	6 2%	54 5%	14 5%	10 1%	8 3%	19 2%	1 *

This is the English version of the results of the *2011 World Youths Survey*, which were published by the French think tank *Fondation pour l'Innovation politique*. Our publications are available in French and English at [www.fondapol.org](http://www.fondapol.org).

Fieldwork dates: June-July 2010

Q20. Do you use your mobile phone to surf the Internet?

[ONE ANSWER ONLY]

	TOTAL		 DE		 EE		 EL		 ES		 FI		 FR		 HU		 IT		 PL		 RO		 SE		 UK		 CA	
	16-29	30-50	16-29	30-50	16-29	30-50	16-29	30-50	16-29	30-50	16-29	30-50	16-29	30-50	16-29	30-50	16-29	30-50	16-29	30-50	16-29	30-50	16-29	30-50	16-29	30-50	16-29	30-50
Total	25103	7611	1001	302	1002	310	1001	301	1004	306	1001	303	1004	301	1014	301	1005	305	1005	306	1008	301	1000	303	1005	300	1015	304
Yes	9548 38%	2063 27%	253 25%	55 18%	294 29%	37 12%	291 29%	79 26%	278 28%	55 18%	318 32%	89 29%	347 35%	43 14%	166 16%	44 15%	314 31%	62 20%	382 38%	97 32%	377 37%	79 26%	375 38%	77 25%	509 51%	85 28%	253 25%	47 15%
No	14975 60%	5448 72%	737 74%	244 81%	700 70%	268 86%	679 68%	221 73%	714 71%	251 82%	635 63%	213 70%	644 64%	257 85%	787 78%	245 81%	678 67%	240 79%	594 59%	203 66%	603 60%	213 71%	590 59%	224 74%	488 49%	215 72%	749 74%	256 84%
Do not know	580 2%	100 1%	11 1%	3 1%	8 1%	5 2%	31 3%	1 *	12 1%	- -	48 5%	1 *	13 1%	1 *	61 6%	12 4%	13 1%	3 1%	29 3%	6 2%	28 3%	9 3%	35 4%	2 1%	8 1%	- -	13 1%	1 *

This is the English version of the results of the *2011 World Youths Survey*, which were published by the French think tank *Fondation pour l'Innovation politique*. Our publications are available in French and English at [www.fondapol.org](http://www.fondapol.org).

Fieldwork dates: June-July 2010



Q20. Do you use your mobile phone to surf the Internet?

[ONE ANSWER ONLY]














	TOTAL		US		MX		BR		AU		JP		CN		IN		RU		TR		IL		MA		ZA	
	16-29	30-50	16-29	30-50	16-29	30-50	16-29	30-50	16-29	30-50	16-29	30-50	16-29	30-50	16-29	30-50	16-29	30-50	16-29	30-50	16-29	30-50	16-29	30-50	16-29	30-50
Total	25103	7611	1001	324	1000	313	1008	316	1002	300	1000	304	1001	300	1015	302	1003	305	999	302	1000	300	1003	302	1006	300
Yes	9548 38%	2063 27%	328 33%	90 28%	352 35%	97 31%	315 31%	79 25%	369 37%	63 21%	565 57%	112 37%	832 83%	179 60%	556 55%	126 42%	358 36%	70 23%	375 38%	84 28%	348 35%	117 39%	253 25%	44 15%	740 74%	153 51%
No	14975 60%	5448 72%	667 67%	234 72%	642 64%	213 68%	679 67%	234 74%	618 62%	236 79%	416 42%	189 62%	168 17%	117 39%	454 45%	176 58%	635 63%	226 74%	608 61%	213 71%	585 59%	163 54%	651 65%	252 83%	254 25%	145 48%
Do not know	580 2%	100 1%	6 1%	- -	6 1%	3 1%	14 1%	3 1%	15 1%	1 *	19 2%	3 1%	1 *	4 1%	5 *	- -	10 1%	9 3%	16 2%	5 2%	67 7%	20 7%	99 10%	6 2%	12 1%	2 1%

This is the English version of the results of the *2011 World Youths Survey*, which were published by the French think tank *Fondation pour l'Innovation politique*. Our publications are available in French and English at [www.fondapol.org](http://www.fondapol.org).

Fieldwork dates: June-July 2010

Q21. Some people say that citizens must be willing to go to war and die in order to defend their country. Do you ...

[ONE ANSWER ONLY]













	TOTAL		 DE		 EE		 EL		 ES		 FI		 FR		 HU		 IT		 PL		 RO		 SE		 UK		 CA	
	16-29	30-50	16-29	30-50	16-29	30-50	16-29	30-50	16-29	30-50	16-29	30-50	16-29	30-50	16-29	30-50	16-29	30-50	16-29	30-50	16-29	30-50	16-29	30-50	16-29	30-50	16-29	30-50
Total	25103	7611	1001	302	1002	310	1001	301	1004	306	1001	303	1004	301	1014	301	1005	305	1005	306	1008	301	1000	303	1005	300	1015	304
Totally agree	4041 16%	1270 17%	76 8%	22 7%	112 11%	23 7%	216 22%	66 22%	61 6%	16 5%	165 16%	55 18%	81 8%	20 7%	152 15%	47 16%	53 5%	27 9%	141 14%	31 10%	160 16%	54 18%	103 10%	29 10%	101 10%	35 12%	74 7%	20 7%
Tend to agree	6851 27%	2086 27%	221 22%	64 21%	331 33%	63 20%	335 33%	102 34%	135 13%	38 12%	312 31%	111 37%	254 25%	60 20%	269 27%	72 24%	196 20%	63 21%	331 33%	81 26%	309 31%	102 34%	263 26%	91 30%	248 25%	81 27%	208 20%	56 18%
Tend to disagree	6484 26%	1913 25%	274 27%	76 25%	285 28%	119 38%	238 24%	80 27%	298 30%	68 22%	230 23%	72 24%	315 31%	113 38%	287 28%	73 24%	347 35%	94 31%	274 27%	107 35%	196 19%	49 16%	321 32%	92 30%	310 31%	87 29%	310 31%	94 31%
Totally disagree	6060 24%	1904 25%	377 38%	122 40%	221 22%	87 28%	146 15%	45 15%	453 45%	173 57%	167 17%	40 13%	280 28%	93 31%	216 21%	89 30%	374 37%	110 36%	177 18%	59 19%	270 27%	75 25%	249 25%	75 25%	257 26%	68 23%	349 34%	108 36%
Do not know	1667 7%	438 6%	53 5%	18 6%	53 5%	18 6%	66 7%	8 3%	57 6%	11 4%	127 13%	25 8%	74 7%	15 5%	90 9%	20 7%	35 3%	11 4%	82 8%	28 9%	73 7%	21 7%	64 6%	16 5%	89 9%	29 10%	74 7%	26 9%
Total 'Agree'	10892 43%	3356 44%	297 30%	86 28%	443 44%	86 28%	551 55%	168 56%	196 20%	54 18%	477 48%	166 55%	335 33%	80 27%	421 42%	119 40%	249 25%	90 30%	472 47%	112 37%	469 47%	156 52%	366 37%	120 40%	349 35%	116 39%	282 28%	76 25%
Total 'Disagree'	12544 50%	3817 50%	651 65%	198 66%	506 50%	206 66%	384 38%	125 42%	751 75%	241 79%	397 40%	112 37%	595 59%	206 68%	503 50%	162 54%	721 72%	204 67%	451 45%	166 54%	466 46%	124 41%	570 57%	167 55%	567 56%	155 52%	659 65%	202 66%

This is the English version of the results of the *2011 World Youths Survey*, which were published by the French think tank *Fondation pour l'Innovation politique*. Our publications are available in French and English at [www.fondapol.org](http://www.fondapol.org).

Fieldwork dates: June-July 2010

Q21. Some people say that citizens must be willing to go to war and die in order to defend their country. Do you ...

[ONE ANSWER ONLY]

	TOTAL		 US		 MX		 BR		 AU		 JP		 CN		 IN		 RU		 TR		 IL		 MA		 ZA	
	16-29	30-50	16-29	30-50	16-29	30-50	16-29	30-50	16-29	30-50	16-29	30-50	16-29	30-50	16-29	30-50	16-29	30-50	16-29	30-50	16-29	30-50	16-29	30-50	16-29	30-50
Total	25103	7611	1001	324	1000	313	1008	316	1002	300	1000	304	1001	300	1015	302	1003	305	999	302	1000	300	1003	302	1006	300
Totally agree	4041 16%	1270 17%	158 16%	48 15%	93 9%	24 8%	151 15%	36 11%	73 7%	39 13%	23 2%	5 2%	263 26%	65 22%	353 35%	111 37%	101 10%	25 8%	437 44%	160 53%	310 31%	104 35%	444 44%	152 50%	140 14%	56 19%
Tend to agree	6851 27%	2086 27%	316 32%	130 40%	220 22%	87 28%	282 28%	89 28%	262 26%	85 28%	89 9%	33 11%	450 45%	139 46%	415 41%	118 39%	272 27%	80 26%	270 27%	57 19%	363 36%	99 33%	252 25%	99 33%	248 25%	86 29%
Tend to disagree	6484 26%	1913 25%	251 25%	61 19%	294 29%	93 30%	301 30%	90 28%	334 33%	83 28%	263 26%	80 26%	189 19%	60 20%	141 14%	49 16%	317 32%	95 31%	137 14%	37 12%	188 19%	51 17%	118 12%	24 8%	266 26%	66 22%
Totally disagree	6060 24%	1904 25%	168 17%	55 17%	356 36%	103 33%	254 25%	94 30%	235 23%	66 22%	532 53%	166 55%	49 5%	18 6%	73 7%	14 5%	268 27%	86 28%	123 12%	36 12%	76 8%	28 9%	87 9%	12 4%	303 30%	82 27%
Do not know	1667 7%	438 6%	108 11%	30 9%	37 4%	6 2%	20 2%	7 2%	98 10%	27 9%	93 9%	20 7%	50 5%	18 6%	33 3%	10 3%	45 4%	19 6%	32 3%	12 4%	63 6%	18 6%	102 10%	15 5%	49 5%	10 3%
Total 'Agree'	10892 43%	3356 44%	474 47%	178 55%	313 31%	111 35%	433 43%	125 40%	335 33%	124 41%	112 11%	38 13%	713 71%	204 68%	768 76%	229 76%	373 37%	105 34%	707 71%	217 72%	673 67%	203 68%	696 69%	251 83%	388 39%	142 47%
Total 'Disagree'	12544 50%	3817 50%	419 42%	116 36%	650 65%	196 63%	555 55%	184 58%	569 57%	149 50%	795 80%	246 81%	238 24%	78 26%	214 21%	63 21%	585 58%	181 59%	260 26%	73 24%	264 26%	79 26%	205 20%	36 12%	569 57%	148 49%

This is the English version of the results of the *2011 World Youths Survey*, which were published by the French think tank *Fondation pour l'Innovation politique*. Our publications are available in French and English at [www.fondapol.org](http://www.fondapol.org).














Fieldwork dates: June-July 2010



Q22. In your opinion what role will the following countries and organisations play in the future?

The United States

[ONE ANSWER ONLY]

	TOTAL		 DE		 EE		 EL		 ES		 FI		 FR		 HU		 IT		 PL		 RO		 SE		 UK		 CA	
	16-29	30-50	16-29	30-50	16-29	30-50	16-29	30-50	16-29	30-50	16-29	30-50	16-29	30-50	16-29	30-50	16-29	30-50	16-29	30-50	16-29	30-50	16-29	30-50	16-29	30-50	16-29	30-50
Total	25103	7611	1001	302	1002	310	1001	301	1004	306	1001	303	1004	301	1014	301	1005	305	1005	306	1008	301	1000	303	1005	300	1015	304
A far more important role than today	7263 29%	1758 23%	215 21%	72 24%	251 25%	41 13%	364 36%	72 24%	257 26%	73 24%	205 20%	25 8%	184 18%	60 20%	344 34%	66 22%	320 32%	90 30%	305 30%	72 24%	429 43%	90 30%	154 15%	22 7%	220 22%	46 15%	200 20%	38 13%
An identical role to its current role	11389 45%	3837 50%	576 58%	181 60%	534 53%	173 56%	468 47%	188 62%	542 54%	182 59%	504 50%	189 62%	591 59%	173 57%	491 48%	167 55%	536 53%	174 57%	500 50%	165 54%	286 28%	93 31%	444 44%	164 54%	495 49%	162 54%	459 45%	163 54%
A far less important role than today	4061 16%	1372 18%	131 13%	30 10%	157 16%	77 25%	112 11%	33 11%	121 12%	32 10%	125 12%	53 17%	113 11%	28 9%	90 9%	43 14%	93 9%	23 8%	143 14%	54 18%	187 19%	80 27%	242 24%	73 24%	130 13%	43 14%	203 20%	54 18%
Do not know	2390 10%	644 8%	79 8%	19 6%	60 6%	19 6%	57 6%	8 3%	84 8%	19 6%	167 17%	36 12%	116 12%	40 13%	89 9%	25 8%	56 6%	18 6%	57 6%	15 5%	106 11%	38 13%	160 16%	44 15%	160 16%	49 16%	153 15%	49 16%













This is the English version of the results of the *2011 World Youths Survey*, which were published by the French think tank *Fondation pour l'Innovation politique*. Our publications are available in French and English at [www.fondapol.org](http://www.fondapol.org).

Fieldwork dates: June-July 2010

Q22. In your opinion what role will the following countries and organisations play in the future?

The United States

[ONE ANSWER ONLY]

	TOTAL		 US		 MX		 BR		 AU		 JP		 CN		 IN		 RU		 TR		 IL		 MA		 ZA	
	16-29	30-50	16-29	30-50	16-29	30-50	16-29	30-50	16-29	30-50	16-29	30-50	16-29	30-50	16-29	30-50	16-29	30-50	16-29	30-50	16-29	30-50	16-29	30-50	16-29	30-50
Total	25103	7611	1001	324	1000	313	1008	316	1002	300	1000	304	1001	300	1015	302	1003	305	999	302	1000	300	1003	302	1006	300
A far more important role than today	7263 29%	1758 23%	354 35%	113 35%	375 38%	94 30%	318 32%	95 30%	204 20%	72 24%	169 17%	38 13%	187 19%	54 18%	501 49%	137 45%	91 9%	22 7%	341 34%	83 27%	563 56%	147 49%	355 35%	57 19%	357 35%	79 26%
An identical role to its current role	11389 45%	3837 50%	388 39%	133 41%	443 44%	165 53%	419 42%	152 48%	467 47%	148 49%	507 51%	180 59%	556 56%	175 58%	357 35%	111 37%	497 50%	143 47%	326 33%	120 40%	298 30%	103 34%	286 29%	86 28%	419 42%	147 49%
A far less important role than today	4061 16%	1372 18%	119 12%	34 10%	160 16%	49 16%	242 24%	65 21%	159 16%	41 14%	111 11%	50 16%	210 21%	60 20%	119 12%	40 13%	345 34%	124 41%	268 27%	80 26%	80 8%	32 11%	262 26%	130 43%	139 14%	44 15%
Do not know	2390 10%	644 8%	140 14%	44 14%	22 2%	5 2%	29 3%	4 1%	172 17%	39 13%	213 21%	36 12%	48 5%	11 4%	38 4%	14 5%	70 7%	16 5%	64 6%	19 6%	59 6%	18 6%	100 10%	29 10%	91 9%	30 10%














This is the English version of the results of the *2011 World Youths Survey*, which were published by the French think tank *Fondation pour l'Innovation politique*. Our publications are available in French and English at [www.fondapol.org](http://www.fondapol.org).

Fieldwork dates: June-July 2010

Q22. In your opinion what role will the following countries and organisations play in the future?

Brazil

[ONE ANSWER ONLY]

	TOTAL		 DE		 EE		 EL		 ES		 FI		 FR		 HU		 IT		 PL		 RO		 SE		 UK		 CA	
	16-29	30-50	16-29	30-50	16-29	30-50	16-29	30-50	16-29	30-50	16-29	30-50	16-29	30-50	16-29	30-50	16-29	30-50	16-29	30-50	16-29	30-50	16-29	30-50	16-29	30-50	16-29	30-50
Total	25103	7611	1001	302	1002	310	1001	301	1004	306	1001	303	1004	301	1014	301	1005	305	1005	306	1008	301	1000	303	1005	300	1015	304
A far more important role than today	5131 20%	1338 18%	143 14%	36 12%	71 7%	20 6%	142 14%	37 12%	222 22%	71 23%	136 14%	25 8%	248 25%	57 19%	137 14%	27 9%	213 21%	62 20%	91 9%	17 6%	244 24%	46 15%	176 18%	35 12%	179 18%	36 12%	138 14%	36 12%
An identical role to its current role	11833 47%	3564 47%	548 55%	153 51%	549 55%	149 48%	464 46%	146 49%	499 50%	156 51%	459 46%	158 52%	473 47%	126 42%	520 51%	166 55%	542 54%	167 55%	591 59%	183 60%	438 43%	126 42%	443 44%	157 52%	412 41%	126 42%	428 42%	122 40%
A far less important role than today	2976 12%	974 13%	170 17%	66 22%	148 15%	42 14%	197 20%	60 20%	147 15%	40 13%	110 11%	31 10%	56 6%	25 8%	183 18%	54 18%	132 13%	35 11%	122 12%	38 12%	109 11%	32 11%	74 7%	22 7%	115 11%	32 11%	103 10%	23 8%
Do not know	5163 21%	1735 23%	140 14%	47 16%	234 23%	99 32%	198 20%	58 19%	136 14%	39 13%	296 30%	89 29%	227 23%	93 31%	174 17%	54 18%	118 12%	41 13%	201 20%	68 22%	217 22%	97 32%	307 31%	89 29%	299 30%	106 35%	346 34%	123 40%

This is the English version of the results of the *2011 World Youths Survey*, which were published by the French think tank *Fondation pour l'Innovation politique*. Our publications are available in French and English at [www.fondapol.org](http://www.fondapol.org).

Fieldwork dates: June-July 2010



Q22. In your opinion what role will the following countries and organisations play in the future?

Brazil

[ONE ANSWER ONLY]

	TOTAL		US		MX		BR		AU		JP		CN		IN		RU		TR		IL		MA		ZA	
	16-29	30-50	16-29	30-50	16-29	30-50	16-29	30-50	16-29	30-50	16-29	30-50	16-29	30-50	16-29	30-50	16-29	30-50	16-29	30-50	16-29	30-50	16-29	30-50	16-29	30-50
Total	25103	7611	1001	324	1000	313	1008	316	1002	300	1000	304	1001	300	1015	302	1003	305	999	302	1000	300	1003	302	1006	300
A far more important role than today	5131 20%	1338 18%	135 13%	36 11%	307 31%	104 33%	776 77%	239 76%	87 9%	17 6%	204 20%	72 24%	189 19%	56 19%	188 19%	56 19%	101 10%	22 7%	235 24%	64 21%	316 32%	91 30%	274 27%	47 16%	179 18%	29 10%
An identical role to its current role	11833 47%	3564 47%	357 36%	119 37%	580 58%	168 54%	188 19%	64 20%	434 43%	119 40%	406 41%	132 43%	557 56%	174 58%	533 53%	141 47%	582 58%	182 60%	460 46%	132 44%	450 45%	132 44%	383 38%	109 36%	537 53%	157 52%
A far less important role than today	2976 12%	974 13%	115 11%	30 9%	72 7%	24 8%	20 2%	8 3%	119 12%	51 17%	62 6%	28 9%	125 12%	38 13%	157 15%	53 18%	121 12%	50 16%	151 15%	61 20%	99 10%	28 9%	148 15%	57 19%	121 12%	46 15%
Do not know	5163 21%	1735 23%	394 39%	139 43%	41 4%	17 5%	24 2%	5 2%	362 36%	113 38%	328 33%	72 24%	130 13%	32 11%	137 13%	52 17%	199 20%	51 17%	153 15%	45 15%	135 14%	49 16%	198 20%	89 29%	169 17%	68 23%














This is the English version of the results of the *2011 World Youths Survey*, which were published by the French think tank *Fondation pour l'Innovation politique*. Our publications are available in French and English at [www.fondapol.org](http://www.fondapol.org).

Fieldwork dates: June-July 2010

Q22. In your opinion what role will the following countries and organisations play in the future?

China

[ONE ANSWER ONLY]

	TOTAL		 DE		 EE		 EL		 ES		 FI		 FR		 HU		 IT		 PL		 RO		 SE		 UK		 CA	
	16-29	30-50	16-29	30-50	16-29	30-50	16-29	30-50	16-29	30-50	16-29	30-50	16-29	30-50	16-29	30-50	16-29	30-50	16-29	30-50	16-29	30-50	16-29	30-50	16-29	30-50	16-29	30-50
Total	25103	7611	1001	302	1002	310	1001	301	1004	306	1001	303	1004	301	1014	301	1005	305	1005	306	1008	301	1000	303	1005	300	1015	304
A far more important role than today	14484 58%	4371 57%	598 60%	164 54%	595 59%	180 58%	725 72%	249 83%	652 65%	198 65%	466 47%	151 50%	674 67%	194 64%	541 53%	175 58%	675 67%	217 71%	595 59%	166 54%	313 31%	55 18%	598 60%	152 50%	503 50%	158 53%	541 53%	140 46%
An identical role to its current role	6031 24%	1826 24%	247 25%	90 30%	267 27%	79 25%	166 17%	31 10%	227 23%	76 25%	284 28%	92 30%	167 17%	44 15%	281 28%	71 24%	205 20%	56 18%	263 26%	88 29%	357 35%	109 36%	177 18%	74 24%	223 22%	59 20%	210 21%	66 22%
A far less important role than today	1615 6%	454 6%	62 6%	21 7%	54 5%	12 4%	43 4%	7 2%	34 3%	11 4%	56 6%	16 5%	32 3%	10 3%	92 9%	20 7%	54 5%	9 3%	67 7%	19 6%	180 18%	65 22%	42 4%	21 7%	76 8%	14 5%	53 5%	18 6%
Do not know	2973 12%	960 13%	94 9%	27 9%	86 9%	39 13%	67 7%	14 5%	91 9%	21 7%	195 19%	44 15%	131 13%	53 18%	100 10%	35 12%	71 7%	23 8%	80 8%	33 11%	158 16%	72 24%	183 18%	56 18%	203 20%	69 23%	211 21%	80 26%












This is the English version of the results of the *2011 World Youths Survey*, which were published by the French think tank *Fondation pour l'Innovation politique*. Our publications are available in French and English at [www.fondapol.org](http://www.fondapol.org).

Fieldwork dates: June-July 2010

Q22. In your opinion what role will the following countries and organisations play in the future?

China

[ONE ANSWER ONLY]

	TOTAL		 US		 MX		 BR		 AU		 JP		 CN		 IN		 RU		 TR		 IL		 MA		 ZA	
	16-29	30-50	16-29	30-50	16-29	30-50	16-29	30-50	16-29	30-50	16-29	30-50	16-29	30-50	16-29	30-50	16-29	30-50	16-29	30-50	16-29	30-50	16-29	30-50	16-29	30-50
Total	25103	7611	1001	324	1000	313	1008	316	1002	300	1000	304	1001	300	1015	302	1003	305	999	302	1000	300	1003	302	1006	300
A far more important role than today	14484 58%	4371 57%	468 47%	148 46%	718 72%	210 67%	612 61%	186 59%	510 51%	160 53%	444 44%	145 48%	838 84%	242 81%	459 45%	160 53%	671 67%	220 72%	623 62%	198 66%	551 55%	165 55%	603 60%	201 67%	511 51%	137 46%
An identical role to its current role	6031 24%	1826 24%	235 23%	71 22%	228 23%	83 27%	302 30%	104 33%	250 25%	70 23%	224 22%	90 30%	116 12%	45 15%	381 38%	90 30%	215 21%	55 18%	218 22%	55 18%	259 26%	82 27%	217 22%	51 17%	312 31%	95 32%
A far less important role than today	1615 6%	454 6%	49 5%	14 4%	30 3%	10 3%	56 6%	16 5%	44 4%	14 5%	102 10%	24 8%	20 2%	7 2%	110 11%	29 10%	36 4%	10 3%	77 8%	25 8%	97 10%	21 7%	70 7%	15 5%	79 8%	26 9%
Do not know	2973 12%	960 13%	249 25%	91 28%	24 2%	10 3%	38 4%	10 3%	198 20%	56 19%	230 23%	45 15%	27 3%	6 2%	65 6%	23 8%	81 8%	20 7%	81 8%	24 8%	93 9%	32 11%	113 11%	35 12%	104 10%	42 14%

This is the English version of the results of the *2011 World Youths Survey*, which were published by the French think tank *Fondation pour l'Innovation politique*. Our publications are available in French and English at [www.fondapol.org](http://www.fondapol.org).

Fieldwork dates: June-July 2010





Q22. In your opinion what role will the following countries and organisations play in the future?

The European Union

[ONE ANSWER ONLY]

	TOTAL		DE		EE		EL		ES		FI		FR		HU		IT		PL		RO		SE		UK		CA	
	16-29	30-50	16-29	30-50	16-29	30-50	16-29	30-50	16-29	30-50	16-29	30-50	16-29	30-50	16-29	30-50	16-29	30-50	16-29	30-50	16-29	30-50	16-29	30-50	16-29	30-50	16-29	30-50
Total	25103	7611	1001	302	1002	310	1001	301	1004	306	1001	303	1004	301	1014	301	1005	305	1005	306	1008	301	1000	303	1005	300	1015	304
A far more important role than today	9142 36%	2373 31%	399 40%	83 27%	393 39%	91 29%	320 32%	73 24%	432 43%	112 37%	343 34%	65 21%	288 29%	80 27%	421 42%	99 33%	318 32%	106 35%	523 52%	136 44%	624 62%	176 58%	408 41%	78 26%	340 34%	76 25%	252 25%	68 22%
An identical role to its current role	9925 40%	3338 44%	405 40%	164 54%	379 38%	128 41%	452 45%	165 55%	406 40%	146 48%	395 39%	160 53%	467 47%	133 44%	387 38%	128 43%	447 44%	145 48%	317 32%	109 36%	200 20%	59 20%	332 33%	141 47%	345 34%	121 40%	388 38%	122 40%
A far less important role than today	2811 11%	976 13%	106 11%	31 10%	172 17%	78 25%	155 15%	52 17%	83 8%	30 10%	81 8%	40 13%	121 12%	44 15%	106 10%	45 15%	171 17%	33 11%	108 11%	41 13%	70 7%	29 10%	77 8%	33 11%	123 12%	41 14%	100 10%	25 8%
Do not know	3225 13%	924 12%	91 9%	24 8%	58 6%	13 4%	74 7%	11 4%	83 8%	18 6%	182 18%	38 13%	128 13%	44 15%	100 10%	29 10%	69 7%	21 7%	57 6%	20 7%	114 11%	37 12%	183 18%	51 17%	197 20%	62 21%	275 27%	89 29%













This is the English version of the results of the *2011 World Youths Survey*, which were published by the French think tank *Fondation pour l'Innovation politique*. Our publications are available in French and English at [www.fondapol.org](http://www.fondapol.org).

Fieldwork dates: June-July 2010

Q22. In your opinion what role will the following countries and organisations play in the future?

The European Union

[ONE ANSWER ONLY]

	TOTAL		 US		 MX		 BR		 AU		 JP		 CN		 IN		 RU		 TR		 IL		 MA		 ZA	
	16-29	30-50	16-29	30-50	16-29	30-50	16-29	30-50	16-29	30-50	16-29	30-50	16-29	30-50	16-29	30-50	16-29	30-50	16-29	30-50	16-29	30-50	16-29	30-50	16-29	30-50
Total	25103	7611	1001	324	1000	313	1008	316	1002	300	1000	304	1001	300	1015	302	1003	305	999	302	1000	300	1003	302	1006	300
A far more important role than today	9142 36%	2373 31%	253 25%	71 22%	508 51%	151 48%	350 35%	93 29%	246 25%	68 23%	191 19%	61 20%	396 40%	101 34%	283 28%	105 35%	257 26%	77 25%	305 31%	62 21%	447 45%	121 40%	441 44%	129 43%	404 40%	91 30%
An identical role to its current role	9925 40%	3338 44%	328 33%	119 37%	418 42%	137 44%	510 51%	174 55%	400 40%	130 43%	470 47%	157 52%	463 46%	162 54%	510 50%	138 46%	508 51%	154 50%	318 32%	85 28%	344 34%	119 40%	333 33%	105 35%	403 40%	137 46%
A far less important role than today	2811 11%	976 13%	104 10%	21 6%	47 5%	11 4%	90 9%	31 10%	79 8%	24 8%	87 9%	38 13%	79 8%	20 7%	116 11%	26 9%	138 14%	48 16%	298 30%	129 43%	100 10%	33 11%	123 12%	37 12%	77 8%	36 12%
Do not know	3225 13%	924 12%	316 32%	113 35%	27 3%	14 4%	58 6%	18 6%	277 28%	78 26%	252 25%	48 16%	63 6%	17 6%	106 10%	33 11%	100 10%	26 9%	78 8%	26 9%	109 11%	27 9%	106 11%	31 10%	122 12%	36 12%














This is the English version of the results of the *2011 World Youths Survey*, which were published by the French think tank *Fondation pour l'Innovation politique*. Our publications are available in French and English at [www.fondapol.org](http://www.fondapol.org).

Fieldwork dates: June-July 2010

Q22. In your opinion what role will the following countries and organisations play in the future?

India

[ONE ANSWER ONLY]

	TOTAL		 DE		 EE		 EL		 ES		 FI		 FR		 HU		 IT		 PL		 RO		 SE		 UK		 CA	
	16-29	30-50	16-29	30-50	16-29	30-50	16-29	30-50	16-29	30-50	16-29	30-50	16-29	30-50	16-29	30-50	16-29	30-50	16-29	30-50	16-29	30-50	16-29	30-50	16-29	30-50	16-29	30-50
Total	25103	7611	1001	302	1002	310	1001	301	1004	306	1001	303	1004	301	1014	301	1005	305	1005	306	1008	301	1000	303	1005	300	1015	304
A far more important role than today	7896 31%	2383 31%	290 29%	78 26%	205 20%	55 18%	268 27%	90 30%	235 23%	92 30%	281 28%	106 35%	375 37%	119 40%	211 21%	75 25%	416 41%	140 46%	219 22%	53 17%	232 23%	45 15%	384 38%	106 35%	309 31%	86 29%	307 30%	81 27%
An identical role to its current role	9476 38%	2856 38%	448 45%	134 44%	449 45%	144 46%	379 38%	116 39%	454 45%	130 42%	380 38%	108 36%	358 36%	85 28%	424 42%	117 39%	356 35%	108 35%	443 44%	143 47%	396 39%	111 37%	316 32%	97 32%	327 33%	92 31%	315 31%	102 34%
A far less important role than today	3258 13%	923 12%	144 14%	45 15%	156 16%	35 11%	183 18%	44 15%	172 17%	47 15%	93 9%	25 8%	65 6%	20 7%	213 21%	55 18%	125 12%	20 7%	154 15%	43 14%	165 16%	52 17%	71 7%	25 8%	105 10%	27 9%	97 10%	15 5%
Do not know	4473 18%	1449 19%	119 12%	45 15%	192 19%	76 25%	171 17%	51 17%	143 14%	37 12%	247 25%	64 21%	206 21%	77 26%	166 16%	54 18%	108 11%	37 12%	189 19%	67 22%	215 21%	93 31%	229 23%	75 25%	264 26%	95 32%	296 29%	106 35%







This is the English version of the results of the *2011 World Youths Survey*, which were published by the French think tank *Fondation pour l'Innovation politique*. Our publications are available in French and English at [www.fondapol.org](http://www.fondapol.org).

Fieldwork dates: June-July 2010

Q22. In your opinion what role will the following countries and organisations play in the future?

India

[ONE ANSWER ONLY]

	TOTAL		 US		 MX		 BR		 AU		 JP		 CN		 IN		 RU		 TR		 IL		 MA		 ZA	
	16-29	30-50	16-29	30-50	16-29	30-50	16-29	30-50	16-29	30-50	16-29	30-50	16-29	30-50	16-29	30-50	16-29	30-50	16-29	30-50	16-29	30-50	16-29	30-50	16-29	30-50
Total	25103	7611	1001	324	1000	313	1008	316	1002	300	1000	304	1001	300	1015	302	1003	305	999	302	1000	300	1003	302	1006	300
A far more important role than today	7896 31%	2383 31%	251 25%	75 23%	236 24%	82 26%	405 40%	122 39%	292 29%	87 29%	370 37%	118 39%	279 28%	90 30%	789 78%	246 81%	233 23%	67 22%	313 31%	94 31%	385 39%	108 36%	350 35%	87 29%	261 26%	81 27%
An identical role to its current role	9476 38%	2856 38%	301 30%	103 32%	561 56%	162 52%	387 38%	131 41%	316 32%	106 35%	296 30%	112 37%	456 46%	139 46%	178 18%	44 15%	495 49%	164 54%	346 35%	93 31%	329 33%	92 31%	322 32%	94 31%	444 44%	129 43%
A far less important role than today	3258 13%	923 12%	107 11%	28 9%	147 15%	50 16%	145 14%	48 15%	103 10%	27 9%	54 5%	16 5%	181 18%	47 16%	34 3%	7 2%	105 10%	30 10%	196 20%	74 25%	155 16%	59 20%	138 14%	46 15%	150 15%	38 13%
Do not know	4473 18%	1449 19%	342 34%	118 36%	56 6%	19 6%	71 7%	15 5%	291 29%	80 27%	280 28%	58 19%	85 8%	24 8%	14 1%	5 2%	170 17%	44 14%	144 14%	41 14%	131 13%	41 14%	193 19%	75 25%	151 15%	52 17%














This is the English version of the results of the *2011 World Youths Survey*, which were published by the French think tank *Fondation pour l'Innovation politique*. Our publications are available in French and English at [www.fondapol.org](http://www.fondapol.org).

Fieldwork dates: June-July 2010

Q22. In your opinion what role will the following countries and organisations play in the future?

Russia

[ONE ANSWER ONLY]

	TOTAL		 DE		 EE		 EL		 ES		 FI		 FR		 HU		 IT		 PL		 RO		 SE		 UK		 CA	
	16-29	30-50	16-29	30-50	16-29	30-50	16-29	30-50	16-29	30-50	16-29	30-50	16-29	30-50	16-29	30-50	16-29	30-50	16-29	30-50	16-29	30-50	16-29	30-50	16-29	30-50	16-29	30-50
Total	25103	7611	1001	302	1002	310	1001	301	1004	306	1001	303	1004	301	1014	301	1005	305	1005	306	1008	301	1000	303	1005	300	1015	304
A far more important role than today	6930 28%	1924 25%	230 23%	75 25%	421 42%	182 59%	528 53%	171 57%	136 14%	36 12%	236 24%	51 17%	157 16%	52 17%	307 30%	85 28%	225 22%	59 19%	364 36%	90 29%	265 26%	46 15%	217 22%	40 13%	199 20%	46 15%	155 15%	38 13%
An identical role to its current role	10457 42%	3331 44%	490 49%	159 53%	311 31%	86 28%	294 29%	90 30%	500 50%	170 56%	442 44%	166 55%	466 46%	137 46%	400 39%	119 40%	489 49%	179 59%	380 38%	141 46%	323 32%	92 31%	423 42%	145 48%	407 40%	120 40%	395 39%	132 43%
A far less important role than today	3512 14%	1120 15%	163 16%	32 11%	173 17%	22 7%	76 8%	19 6%	226 23%	70 23%	109 11%	35 12%	174 17%	39 13%	153 15%	55 18%	178 18%	39 13%	155 15%	35 11%	241 24%	93 31%	117 12%	42 14%	130 13%	43 14%	147 14%	30 10%
Do not know	4204 17%	1236 16%	118 12%	36 12%	97 10%	20 6%	103 10%	21 7%	142 14%	30 10%	214 21%	51 17%	207 21%	73 24%	154 15%	42 14%	113 11%	28 9%	106 11%	40 13%	179 18%	70 23%	243 24%	76 25%	269 27%	91 30%	318 31%	104 34%

This is the English version of the results of the *2011 World Youths Survey*, which were published by the French think tank *Fondation pour l'Innovation politique*. Our publications are available in French and English at [www.fondapol.org](http://www.fondapol.org).

Fieldwork dates: June-July 2010



Q22. In your opinion what role will the following countries and organisations play in the future?

Russia

[ONE ANSWER ONLY]

	TOTAL		US		MX		BR		AU		JP		CN		IN		RU		TR		IL		MA		ZA	
	16-29	30-50	16-29	30-50	16-29	30-50	16-29	30-50	16-29	30-50	16-29	30-50	16-29	30-50	16-29	30-50	16-29	30-50	16-29	30-50	16-29	30-50	16-29	30-50	16-29	30-50
Total	25103	7611	1001	324	1000	313	1008	316	1002	300	1000	304	1001	300	1015	302	1003	305	999	302	1000	300	1003	302	1006	300
A far more important role than today	6930 28%	1924 25%	155 15%	53 16%	254 25%	55 18%	281 28%	78 25%	130 13%	40 13%	96 10%	37 12%	268 27%	71 24%	307 30%	83 27%	558 56%	180 59%	446 45%	128 42%	454 45%	111 37%	329 33%	72 24%	212 21%	45 15%
An identical role to its current role	10457 42%	3331 44%	343 34%	111 34%	546 55%	181 58%	504 50%	169 53%	418 42%	118 39%	464 46%	147 48%	541 54%	185 62%	503 50%	144 48%	296 30%	83 27%	332 33%	99 33%	336 34%	114 38%	378 38%	102 34%	476 47%	142 47%
A far less important role than today	3512 14%	1120 15%	151 15%	48 15%	132 13%	58 19%	149 15%	53 17%	137 14%	53 18%	134 13%	60 20%	104 10%	23 8%	94 9%	45 15%	75 7%	24 8%	120 12%	43 14%	107 11%	38 13%	128 13%	69 23%	139 14%	52 17%
Do not know	4204 17%	1236 16%	352 35%	112 35%	68 7%	19 6%	74 7%	16 5%	317 32%	89 30%	306 31%	60 20%	88 9%	21 7%	111 11%	30 10%	74 7%	18 6%	101 10%	32 11%	103 10%	37 12%	168 17%	59 20%	179 18%	61 20%














This is the English version of the results of the *2011 World Youths Survey*, which were published by the French think tank *Fondation pour l'Innovation politique*. Our publications are available in French and English at [www.fondapol.org](http://www.fondapol.org).

Fieldwork dates: June-July 2010



Q23. Some people eat meat and fish. Would you say that...

[SEVERAL ANSWERS POSSIBLE - ANSWER 3 EXCLUSIVE]

	TOTAL		 DE		 EE		 EL		 ES		 FI		 FR		 HU		 IT		 PL		 RO		 SE		 UK		 CA	
	16-29	30-50	16-29	30-50	16-29	30-50	16-29	30-50	16-29	30-50	16-29	30-50	16-29	30-50	16-29	30-50	16-29	30-50	16-29	30-50	16-29	30-50	16-29	30-50	16-29	30-50	16-29	30-50
Total	25103	7611	1001	302	1002	310	1001	301	1004	306	1001	303	1004	301	1014	301	1005	305	1005	306	1008	301	1000	303	1005	300	1015	304
This bothers you because it causes animals to suffer	2472 10%	598 8%	143 14%	40 13%	43 4%	9 3%	65 6%	9 3%	73 7%	15 5%	98 10%	12 4%	88 9%	16 5%	81 8%	16 5%	70 7%	17 6%	57 6%	20 7%	122 12%	31 10%	88 9%	17 6%	111 11%	28 9%	73 7%	19 6%
This bothers you because it harms the environment	2601 10%	596 8%	172 17%	53 18%	39 4%	8 3%	76 8%	10 3%	83 8%	19 6%	102 10%	15 5%	163 16%	39 13%	81 8%	14 5%	76 8%	17 6%	34 3%	6 2%	84 8%	13 4%	118 12%	13 4%	99 10%	20 7%	105 10%	25 8%
This does not bother you at all because it is necessary	19219 77%	6214 82%	673 67%	203 67%	908 91%	282 91%	802 80%	270 90%	809 81%	262 86%	754 75%	266 88%	736 73%	243 81%	778 77%	255 85%	821 82%	261 86%	859 85%	273 89%	702 70%	226 75%	760 76%	262 86%	800 80%	243 81%	784 77%	250 82%
Do not know	1733 7%	405 5%	77 8%	24 8%	28 3%	13 4%	74 7%	13 4%	55 5%	12 4%	100 10%	15 5%	65 6%	14 5%	89 9%	20 7%	56 6%	14 5%	60 6%	10 3%	135 13%	36 12%	82 8%	18 6%	43 4%	19 6%	82 8%	20 7%
Total 'This bothers you'	4151 17%	992 13%	251 25%	75 25%	66 7%	15 5%	125 12%	18 6%	140 14%	32 10%	147 15%	22 7%	203 20%	44 15%	147 14%	26 9%	128 13%	30 10%	86 9%	23 8%	171 17%	39 13%	158 16%	23 8%	162 16%	38 13%	149 15%	34 11%

This is the English version of the results of the *2011 World Youths Survey*, which were published by the French think tank *Fondation pour l'Innovation politique*. Our publications are available in French and English at [www.fondapol.org](http://www.fondapol.org).













Fieldwork dates: June-July 2010



# 2011 World Youths

Q23. Some people eat meat and fish. Would you say that...

[SEVERAL ANSWERS POSSIBLE - ANSWER 3 EXCLUSIVE]

	TOTAL		 US		 MX		 BR		 AU		 JP		 CN		 IN		 RU		 TR		 IL		 MA		 ZA	
	16-29	30-50	16-29	30-50	16-29	30-50	16-29	30-50	16-29	30-50	16-29	30-50	16-29	30-50	16-29	30-50	16-29	30-50	16-29	30-50	16-29	30-50	16-29	30-50	16-29	30-50
Total	25103	7611	1001	324	1000	313	1008	316	1002	300	1000	304	1001	300	1015	302	1003	305	999	302	1000	300	1003	302	1006	300
This bothers you because it causes animals to suffer	2472 10%	598 8%	78 8%	25 8%	93 9%	23 7%	121 12%	30 9%	72 7%	26 9%	40 4%	7 2%	131 13%	35 12%	365 36%	93 31%	65 6%	27 9%	91 9%	20 7%	180 18%	45 15%	40 4%	4 1%	84 8%	14 5%
This bothers you because it harms the environment	2601 10%	596 8%	64 6%	22 7%	160 16%	46 15%	128 13%	28 9%	93 9%	18 6%	38 4%	8 3%	192 19%	48 16%	272 27%	67 22%	68 7%	18 6%	85 9%	15 5%	142 14%	36 12%	48 5%	12 4%	79 8%	26 9%
This does not bother you at all because it is necessary	19219 77%	6214 82%	836 84%	274 85%	756 76%	242 77%	767 76%	262 83%	808 81%	249 83%	828 83%	266 88%	659 66%	216 72%	439 43%	156 52%	859 86%	260 85%	784 78%	260 86%	636 64%	204 68%	845 84%	275 91%	816 81%	254 85%
Do not know	1733 7%	405 5%	52 5%	15 5%	31 3%	11 4%	38 4%	7 2%	67 7%	16 5%	108 11%	25 8%	85 8%	19 6%	76 7%	19 6%	32 3%	8 3%	70 7%	13 4%	92 9%	22 7%	77 8%	11 4%	59 6%	11 4%
Total 'This bothers you'	4151 17%	992 13%	113 11%	35 11%	213 21%	60 19%	203 20%	47 15%	127 13%	35 12%	64 6%	13 4%	257 26%	65 22%	500 49%	127 42%	112 11%	37 12%	145 15%	29 10%	272 27%	74 25%	81 8%	16 5%	131 13%	35 12%

This is the English version of the results of the *2011 World Youths Survey*, which were published by the French think tank *Fondation pour l'Innovation politique*. Our publications are available in French and English at [www.fondapol.org](http://www.fondapol.org).

Fieldwork dates: June-July 2010





# 2011 World Youths

Q24. What is your opinion of...

Muslims

[ONE ANSWER ONLY]

	TOTAL		DE		EE		EL		ES		FI		FR		HU		IT		PL		RO		SE		UK		CA	
	16-29	30-50	16-29	30-50	16-29	30-50	16-29	30-50	16-29	30-50	16-29	30-50	16-29	30-50	16-29	30-50	16-29	30-50	16-29	30-50	16-29	30-50	16-29	30-50	16-29	30-50	16-29	30-50
Total	24100	7309	1001	302	1002	310	1001	301	1004	306	1001	303	1004	301	1014	301	1005	305	1005	306	1008	301	1000	303	1005	300	1015	304
Your opinion tends to be positive	4978 21%	1308 18%	98 10%	27 9%	128 13%	68 22%	204 20%	44 15%	84 8%	18 6%	138 14%	19 6%	125 12%	20 7%	149 15%	29 10%	144 14%	35 11%	285 28%	83 27%	279 28%	58 19%	160 16%	32 11%	165 16%	31 10%	153 15%	35 12%
Your opinion is neither positive nor negative	10936 45%	3444 47%	455 45%	133 44%	508 51%	170 55%	519 52%	176 58%	418 42%	124 41%	456 46%	149 49%	451 45%	159 53%	472 47%	151 50%	525 52%	178 58%	490 49%	168 55%	486 48%	154 51%	423 42%	136 45%	444 44%	143 48%	474 47%	128 42%
Your opinion tends to be negative	5848 24%	1895 26%	373 37%	115 38%	260 26%	49 16%	214 21%	73 24%	425 42%	143 47%	321 32%	121 40%	375 37%	93 31%	213 21%	65 22%	277 28%	79 26%	172 17%	45 15%	137 14%	43 14%	347 35%	117 39%	321 32%	110 37%	295 29%	108 36%
Do not know	2338 10%	662 9%	75 7%	27 9%	106 11%	23 7%	64 6%	8 3%	77 8%	21 7%	86 9%	14 5%	53 5%	29 10%	180 18%	56 19%	59 6%	13 4%	58 6%	10 3%	106 11%	46 15%	70 7%	18 6%	75 7%	16 5%	93 9%	33 11%

This is the English version of the results of the *2011 World Youths Survey*, which were published by the French think tank *Fondation pour l'Innovation politique*. Our publications are available in French and English at [www.fondapol.org](http://www.fondapol.org).

Fieldwork dates: June-July 2010





# 2011 World Youths

Q24. What is your opinion of...

Muslims

[ONE ANSWER ONLY]

	TOTAL		US		MX		BR		AU		JP		CN		IN		RU		TR		IL		ZA	
	16-29	30-50	16-29	30-50	16-29	30-50	16-29	30-50	16-29	30-50	16-29	30-50	16-29	30-50	16-29	30-50	16-29	30-50	16-29	30-50	16-29	30-50	16-29	30-50
Total	24100	7309	1001	324	1000	313	1008	316	1002	300	1000	304	1001	300	1015	302	1003	305	999	302	1000	300	1006	300
Your opinion tends to be positive	4978 21%	1308 18%	155 15%	32 10%	146 15%	40 13%	300 30%	97 31%	116 12%	34 11%	74 7%	22 7%	159 16%	51 17%	380 37%	95 31%	225 22%	82 27%	781 78%	229 76%	280 28%	77 26%	250 25%	50 17%
Your opinion is neither positive nor negative	10936 45%	3444 47%	489 49%	161 50%	544 54%	181 58%	512 51%	142 45%	497 50%	152 51%	416 42%	123 40%	524 52%	153 51%	418 41%	126 42%	517 52%	153 50%	151 15%	48 16%	280 28%	89 30%	467 46%	147 49%
Your opinion tends to be negative	5848 24%	1895 26%	236 24%	98 30%	215 22%	65 21%	131 13%	53 17%	318 32%	97 32%	138 14%	61 20%	81 8%	34 11%	165 16%	62 21%	193 19%	58 19%	51 5%	18 6%	373 37%	111 37%	217 22%	77 26%
Do not know	2338 10%	662 9%	121 12%	33 10%	95 10%	27 9%	65 6%	24 8%	71 7%	17 6%	372 37%	98 32%	237 24%	62 21%	52 5%	19 6%	68 7%	12 4%	16 2%	7 2%	67 7%	23 8%	72 7%	26 9%

This is the English version of the results of the *2011 World Youths Survey*, which were published by the French think tank *Fondation pour l'Innovation politique*. Our publications are available in French and English at [www.fondapol.org](http://www.fondapol.org).

Fieldwork dates: June-July 2010





# 2011 World Youths

Q24. What is your opinion of...

Christians

[ONE ANSWER ONLY]

	TOTAL																											
	16-29	30-50	16-29	30-50	16-29	30-50	16-29	30-50	16-29	30-50	16-29	30-50	16-29	30-50	16-29	30-50	16-29	30-50	16-29	30-50	16-29	30-50	16-29	30-50	16-29	30-50	16-29	30-50
Total	24100	7309	1001	302	1002	310	1001	301	1004	306	1001	303	1004	301	1014	301	1005	305	1005	306	1008	301	1000	303	1005	300	1015	304
Your opinion tends to be positive	8821 37%	2749 38%	243 24%	90 30%	326 33%	153 49%	457 46%	137 46%	273 27%	101 33%	286 29%	84 28%	232 23%	66 22%	294 29%	76 25%	391 39%	123 40%	597 59%	159 52%	580 58%	139 46%	250 25%	85 28%	316 31%	101 34%	339 33%	93 31%
Your opinion is neither positive nor negative	10925 45%	3443 47%	531 53%	154 51%	485 48%	130 42%	424 42%	147 49%	549 55%	162 53%	538 54%	184 61%	584 58%	185 61%	473 47%	150 50%	482 48%	160 52%	324 32%	130 42%	316 31%	126 42%	509 51%	179 59%	495 49%	142 47%	477 47%	143 47%
Your opinion tends to be negative	2423 10%	602 8%	157 16%	36 12%	101 10%	11 4%	72 7%	14 5%	110 11%	27 9%	109 11%	30 10%	126 13%	24 8%	118 12%	30 10%	90 9%	14 5%	54 5%	13 4%	46 5%	6 2%	170 17%	23 8%	127 13%	42 14%	121 12%	41 13%
Do not know	1931 8%	515 7%	70 7%	22 7%	90 9%	16 5%	48 5%	3 1%	72 7%	16 5%	68 7%	5 2%	62 6%	26 9%	129 13%	45 15%	42 4%	8 3%	30 3%	4 1%	66 7%	30 10%	71 7%	16 5%	67 7%	15 5%	78 8%	27 9%

This is the English version of the results of the *2011 World Youths Survey*, which were published by the French think tank *Fondation pour l'Innovation politique*. Our publications are available in French and English at [www.fondapol.org](http://www.fondapol.org).

Fieldwork dates: June-July 2010



Q24. What is your opinion of...

Christians

[ONE ANSWER ONLY]

	TOTAL		US		MX		BR		AU		JP		CN		IN		RU		TR		IL		ZA	
	16-29	30-50	16-29	30-50	16-29	30-50	16-29	30-50	16-29	30-50	16-29	30-50	16-29	30-50	16-29	30-50	16-29	30-50	16-29	30-50	16-29	30-50	16-29	30-50
Total	24100	7309	1001	324	1000	313	1008	316	1002	300	1000	304	1001	300	1015	302	1003	305	999	302	1000	300	1006	300
Your opinion tends to be positive	8821 37%	2749 38%	482 48%	154 48%	386 39%	137 44%	526 52%	184 58%	283 28%	91 30%	97 10%	31 10%	290 29%	94 31%	501 49%	137 45%	480 48%	175 57%	226 23%	65 22%	341 34%	100 33%	625 62%	174 58%
Your opinion is neither positive nor negative	10925 45%	3443 47%	354 35%	113 35%	486 49%	151 48%	371 37%	106 34%	523 52%	164 55%	421 42%	136 45%	474 47%	135 45%	428 42%	141 47%	436 43%	113 37%	503 50%	154 51%	464 46%	148 49%	278 28%	90 30%
Your opinion tends to be negative	2423 10%	602 8%	92 9%	34 10%	87 9%	19 6%	65 6%	15 5%	134 13%	31 10%	114 11%	44 14%	49 5%	16 5%	42 4%	6 2%	37 4%	9 3%	203 20%	59 20%	128 13%	34 11%	71 7%	24 8%
Do not know	1931 8%	515 7%	73 7%	23 7%	41 4%	6 2%	46 5%	11 3%	62 6%	14 5%	368 37%	93 31%	188 19%	55 18%	44 4%	18 6%	50 5%	8 3%	67 7%	24 8%	67 7%	18 6%	32 3%	12 4%

This is the English version of the results of the *2011 World Youths Survey*, which were published by the French think tank *Fondation pour l'Innovation politique*. Our publications are available in French and English at [www.fondapol.org](http://www.fondapol.org).

Fieldwork dates: June-July 2010





# 2011 World Youths

Q24. What is your opinion of...

Jews

[ONE ANSWER ONLY]

	TOTAL		DE		EE		EL		ES		FI		FR		HU		IT		PL		RO		SE		UK		CA	
	16-29	30-50	16-29	30-50	16-29	30-50	16-29	30-50	16-29	30-50	16-29	30-50	16-29	30-50	16-29	30-50	16-29	30-50	16-29	30-50	16-29	30-50	16-29	30-50	16-29	30-50	16-29	30-50
Total	24100	7309	1001	302	1002	310	1001	301	1004	306	1001	303	1004	301	1014	301	1005	305	1005	306	1008	301	1000	303	1005	300	1015	304
Your opinion tends to be positive	5297 22%	1543 21%	145 14%	43 14%	157 16%	84 27%	160 16%	29 10%	112 11%	29 9%	167 17%	36 12%	149 15%	31 10%	115 11%	38 13%	241 24%	66 22%	339 34%	94 31%	277 27%	58 19%	185 19%	53 17%	200 20%	48 16%	203 20%	57 19%
Your opinion is neither positive nor negative	12788 53%	3980 54%	593 59%	169 56%	578 58%	182 59%	503 50%	151 50%	633 63%	187 61%	605 60%	207 68%	641 64%	204 68%	482 48%	145 48%	598 60%	191 63%	494 49%	177 58%	511 51%	159 53%	564 56%	193 64%	585 58%	190 63%	581 57%	166 55%
Your opinion tends to be negative	3557 15%	1097 15%	188 19%	64 21%	146 15%	20 6%	269 27%	112 37%	169 17%	66 22%	138 14%	47 16%	150 15%	35 12%	265 26%	71 24%	104 10%	36 12%	124 12%	26 8%	111 11%	33 11%	171 17%	37 12%	139 14%	44 15%	131 13%	47 15%
Do not know	2458 10%	689 9%	75 7%	26 9%	121 12%	24 8%	69 7%	9 3%	90 9%	24 8%	91 9%	13 4%	64 6%	31 10%	152 15%	47 16%	62 6%	12 4%	48 5%	9 3%	109 11%	51 17%	80 8%	20 7%	81 8%	18 6%	100 10%	34 11%

This is the English version of the results of the *2011 World Youths Survey*, which were published by the French think tank *Fondation pour l'Innovation politique*. Our publications are available in French and English at [www.fondapol.org](http://www.fondapol.org).

Fieldwork dates: June-July 2010





# 2011 World Youths

Q24. What is your opinion of...

Jews

[ONE ANSWER ONLY]

	TOTAL		US		MX		BR		AU		JP		CN		IN		RU		TR		IL		ZA	
	16-29	30-50	16-29	30-50	16-29	30-50	16-29	30-50	16-29	30-50	16-29	30-50	16-29	30-50	16-29	30-50	16-29	30-50	16-29	30-50	16-29	30-50	16-29	30-50
Total	24100	7309	1001	324	1000	313	1008	316	1002	300	1000	304	1001	300	1015	302	1003	305	999	302	1000	300	1006	300
Your opinion tends to be positive	5297 22%	1543 21%	295 29%	85 26%	205 21%	65 21%	337 33%	122 39%	143 14%	43 14%	63 6%	15 5%	218 22%	69 23%	357 35%	95 31%	202 20%	92 30%	156 16%	40 13%	618 62%	170 57%	253 25%	81 27%
Your opinion is neither positive nor negative	12788 53%	3980 54%	527 53%	173 53%	603 60%	196 63%	521 52%	139 44%	629 63%	195 65%	415 42%	128 42%	514 51%	155 52%	486 48%	156 52%	604 60%	171 56%	328 33%	96 32%	262 26%	92 31%	531 53%	158 53%
Your opinion tends to be negative	3557 15%	1097 15%	70 7%	32 10%	115 12%	33 11%	84 8%	34 11%	143 14%	44 15%	148 15%	60 20%	60 6%	20 7%	66 7%	11 4%	113 11%	28 9%	434 43%	139 46%	75 8%	22 7%	144 14%	36 12%
Do not know	2458 10%	689 9%	109 11%	34 10%	77 8%	19 6%	66 7%	21 7%	87 9%	18 6%	374 37%	101 33%	209 21%	56 19%	106 10%	40 13%	84 8%	14 5%	81 8%	27 9%	45 5%	16 5%	78 8%	25 8%

This is the English version of the results of the *2011 World Youths Survey*, which were published by the French think tank *Fondation pour l'Innovation politique*. Our publications are available in French and English at [www.fondapol.org](http://www.fondapol.org).

Fieldwork dates: June-July 2010





# 2011 World Youths

Q24. What is your opinion of...

Atheists

[ONE ANSWER ONLY]

	TOTAL		DE		EE		EL		ES		FI		FR		HU		IT		PL		RO		SE		UK		CA	
	16-29	30-50	16-29	30-50	16-29	30-50	16-29	30-50	16-29	30-50	16-29	30-50	16-29	30-50	16-29	30-50	16-29	30-50	16-29	30-50	16-29	30-50	16-29	30-50	16-29	30-50	16-29	30-50
Total	24100	7309	1001	302	1002	310	1001	301	1004	306	1001	303	1004	301	1014	301	1005	305	1005	306	1008	301	1000	303	1005	300	1015	304
Your opinion tends to be positive	5915 25%	1547 21%	219 22%	46 15%	222 22%	62 20%	241 24%	55 18%	252 25%	62 20%	279 28%	61 20%	286 28%	69 23%	142 14%	38 13%	233 23%	72 24%	382 38%	106 35%	204 20%	55 18%	334 33%	61 20%	271 27%	66 22%	261 26%	58 19%
Your opinion is neither positive nor negative	11886 49%	3903 53%	553 55%	187 62%	538 54%	179 58%	499 50%	180 60%	598 60%	194 63%	568 57%	207 68%	601 60%	185 61%	496 49%	167 55%	585 58%	188 62%	493 49%	181 59%	436 43%	138 46%	512 51%	196 65%	539 54%	183 61%	519 51%	165 54%
Your opinion tends to be negative	3520 15%	1060 15%	118 12%	37 12%	112 11%	35 11%	179 18%	55 18%	63 6%	27 9%	61 6%	19 6%	43 4%	14 5%	171 17%	37 12%	117 12%	28 9%	66 7%	9 3%	227 23%	55 18%	62 6%	21 7%	85 8%	27 9%	116 11%	38 13%
Do not know	2779 12%	799 11%	111 11%	32 11%	130 13%	34 11%	82 8%	11 4%	91 9%	23 8%	93 9%	16 5%	74 7%	33 11%	205 20%	59 20%	70 7%	17 6%	64 6%	10 3%	141 14%	53 18%	92 9%	25 8%	110 11%	24 8%	119 12%	43 14%

This is the English version of the results of the *2011 World Youths Survey*, which were published by the French think tank *Fondation pour l'Innovation politique*. Our publications are available in French and English at [www.fondapol.org](http://www.fondapol.org).

Fieldwork dates: June-July 2010





Q24. What is your opinion of...

Atheists

[ONE ANSWER ONLY]

	TOTAL		US		MX		BR		AU		JP		CN		IN		RU		TR		IL		ZA	
	16-29	30-50	16-29	30-50	16-29	30-50	16-29	30-50	16-29	30-50	16-29	30-50	16-29	30-50	16-29	30-50	16-29	30-50	16-29	30-50	16-29	30-50	16-29	30-50
Total	24100	7309	1001	324	1000	313	1008	316	1002	300	1000	304	1001	300	1015	302	1003	305	999	302	1000	300	1006	300
Your opinion tends to be positive	5915 25%	1547 21%	139 14%	35 11%	169 17%	42 13%	270 27%	74 23%	213 21%	47 16%	189 19%	61 20%	413 41%	135 45%	326 32%	81 27%	217 22%	93 30%	149 15%	45 15%	369 37%	95 32%	135 13%	28 9%
Your opinion is neither positive nor negative	11886 49%	3903 53%	496 50%	171 53%	544 54%	168 54%	464 46%	139 44%	559 56%	191 64%	392 39%	124 41%	389 39%	118 39%	470 46%	147 49%	588 59%	165 54%	300 30%	100 33%	356 36%	112 37%	391 39%	118 39%
Your opinion tends to be negative	3520 15%	1060 15%	241 24%	80 25%	218 22%	86 27%	197 20%	76 24%	122 12%	36 12%	66 7%	23 8%	48 5%	8 3%	90 9%	29 10%	119 12%	32 10%	458 46%	123 41%	141 14%	43 14%	400 40%	122 41%
Do not know	2779 12%	799 11%	125 12%	38 12%	69 7%	17 5%	77 8%	27 9%	108 11%	26 9%	353 35%	96 32%	151 15%	39 13%	129 13%	45 15%	79 8%	15 5%	92 9%	34 11%	134 13%	50 17%	80 8%	32 11%

This is the English version of the results of the *2011 World Youths Survey*, which were published by the French think tank *Fondation pour l'Innovation politique*. Our publications are available in French and English at [www.fondapol.org](http://www.fondapol.org).

Fieldwork dates: June-July 2010



# 2011 World Youths

Q25. What do you think of..

People whose sexual orientation is different from yours

[ONE ANSWER ONLY]

	TOTAL		DE		EE		EL		ES		FI		FR		HU		IT		PL		RO		SE		UK		CA	
	16-29	30-50	16-29	30-50	16-29	30-50	16-29	30-50	16-29	30-50	16-29	30-50	16-29	30-50	16-29	30-50	16-29	30-50	16-29	30-50	16-29	30-50	16-29	30-50	16-29	30-50	16-29	30-50
Total	25103	7611	1001	302	1002	310	1001	301	1004	306	1001	303	1004	301	1014	301	1005	305	1005	306	1008	301	1000	303	1005	300	1015	304
It bothers you	4944 20%	1216 16%	109 11%	27 9%	182 18%	29 9%	145 14%	19 6%	84 8%	14 5%	164 16%	35 12%	80 8%	13 4%	334 33%	82 27%	139 14%	27 9%	223 22%	30 10%	289 29%	54 18%	107 11%	21 7%	101 10%	16 5%	115 11%	33 11%
It does not bother you	18384 73%	5920 78%	847 85%	258 85%	771 77%	271 87%	781 78%	264 88%	883 88%	285 93%	769 77%	253 83%	876 87%	280 93%	605 60%	195 65%	808 80%	267 88%	681 68%	250 82%	630 63%	223 74%	838 84%	271 89%	854 85%	276 92%	841 83%	254 84%
Do not know	1775 7%	475 6%	45 4%	17 6%	49 5%	10 3%	75 7%	18 6%	37 4%	7 2%	68 7%	15 5%	48 5%	8 3%	75 7%	24 8%	58 6%	11 4%	101 10%	26 8%	89 9%	24 8%	55 6%	11 4%	50 5%	8 3%	59 6%	17 6%

This is the English version of the results of the *2011 World Youths Survey*, which were published by the French think tank *Fondation pour l'Innovation politique*. Our publications are available in French and English at [www.fondapol.org](http://www.fondapol.org).

Fieldwork dates: June-July 2010



# 2011 World Youths

Q25. What do you think of..

People whose sexual orientation is different from yours

[ONE ANSWER ONLY]

	TOTAL		US		MX		BR		AU		JP		CN		IN		RU		TR		IL		MA		ZA	
	16-29	30-50	16-29	30-50	16-29	30-50	16-29	30-50	16-29	30-50	16-29	30-50	16-29	30-50	16-29	30-50	16-29	30-50	16-29	30-50	16-29	30-50	16-29	30-50	16-29	30-50
Total	25103	7611	1001	324	1000	313	1008	316	1002	300	1000	304	1001	300	1015	302	1003	305	999	302	1000	300	1003	302	1006	300
It bothers you	4944 20%	1216 16%	189 19%	40 12%	156 16%	53 17%	234 23%	48 15%	110 11%	35 12%	63 6%	17 6%	303 30%	94 31%	269 27%	64 21%	207 21%	66 22%	373 37%	92 30%	376 38%	100 33%	405 40%	146 48%	187 19%	61 20%
It does not bother you	18384 73%	5920 78%	749 75%	272 84%	830 83%	259 83%	755 75%	264 84%	827 83%	248 83%	740 74%	222 73%	576 58%	164 55%	614 60%	208 69%	754 75%	224 73%	555 56%	182 60%	544 54%	183 61%	494 49%	117 39%	762 76%	230 77%
Do not know	1775 7%	475 6%	63 6%	12 4%	14 1%	1 *	19 2%	4 1%	65 6%	17 6%	197 20%	65 21%	122 12%	42 14%	132 13%	30 10%	42 4%	15 5%	71 7%	28 9%	80 8%	17 6%	104 10%	39 13%	57 6%	9 3%

This is the English version of the results of the *2011 World Youths Survey*, which were published by the French think tank *Fondation pour l'Innovation politique*. Our publications are available in French and English at [www.fondapol.org](http://www.fondapol.org).














Fieldwork dates: June-July 2010



Q25. What do you think of..

People who do not have the same political ideas as you

[ONE ANSWER ONLY]

	TOTAL		 DE		 EE		 EL		 ES		 FI		 FR		 HU		 IT		 PL		 RO		 SE		 UK		 CA	
	16-29	30-50	16-29	30-50	16-29	30-50	16-29	30-50	16-29	30-50	16-29	30-50	16-29	30-50	16-29	30-50	16-29	30-50	16-29	30-50	16-29	30-50	16-29	30-50	16-29	30-50	16-29	30-50
Total	25103	7611	1001	302	1002	310	1001	301	1004	306	1001	303	1004	301	1014	301	1005	305	1005	306	1008	301	1000	303	1005	300	1015	304
It bothers you	3221 13%	639 8%	99 10%	14 5%	90 9%	20 6%	115 11%	8 3%	123 12%	18 6%	155 15%	22 7%	81 8%	9 3%	135 13%	23 8%	150 15%	32 10%	63 6%	7 2%	133 13%	19 6%	152 15%	15 5%	101 10%	16 5%	87 9%	22 7%
It does not bother you	19951 79%	6500 85%	839 84%	271 90%	855 85%	274 88%	830 83%	287 95%	831 83%	281 92%	731 73%	258 85%	857 85%	283 94%	798 79%	256 85%	783 78%	263 86%	869 86%	282 92%	768 76%	251 83%	774 77%	273 90%	843 84%	276 92%	856 84%	261 86%
Do not know	1931 8%	472 6%	63 6%	17 6%	57 6%	16 5%	56 6%	6 2%	50 5%	7 2%	115 11%	23 8%	66 7%	9 3%	81 8%	22 7%	72 7%	10 3%	73 7%	17 6%	107 11%	31 10%	74 7%	15 5%	61 6%	8 3%	72 7%	21 7%













This is the English version of the results of the *2011 World Youths Survey*, which were published by the French think tank *Fondation pour l'Innovation politique*. Our publications are available in French and English at [www.fondapol.org](http://www.fondapol.org).

Fieldwork dates: June-July 2010

Q25. What do you think of..

People who do not have the same political ideas as you

[ONE ANSWER ONLY]

	TOTAL		 US		 MX		 BR		 AU		 JP		 CN		 IN		 RU		 TR		 IL		 MA		 ZA	
	16-29	30-50	16-29	30-50	16-29	30-50	16-29	30-50	16-29	30-50	16-29	30-50	16-29	30-50	16-29	30-50	16-29	30-50	16-29	30-50	16-29	30-50	16-29	30-50	16-29	30-50
Total	25103	7611	1001	324	1000	313	1008	316	1002	300	1000	304	1001	300	1015	302	1003	305	999	302	1000	300	1003	302	1006	300
It bothers you	3221 13%	639 8%	115 11%	36 11%	76 8%	16 5%	140 14%	25 8%	80 8%	15 5%	72 7%	18 6%	168 17%	56 19%	205 20%	40 13%	75 7%	17 6%	237 24%	52 17%	290 29%	71 24%	161 16%	44 15%	118 12%	24 8%
It does not bother you	19951 79%	6500 85%	811 81%	274 85%	906 91%	294 94%	836 83%	286 91%	849 85%	269 90%	722 72%	216 71%	697 70%	201 67%	719 71%	246 81%	887 88%	274 90%	691 69%	231 76%	622 62%	201 67%	748 75%	225 75%	829 82%	267 89%
Do not know	1931 8%	472 6%	75 7%	14 4%	18 2%	3 1%	32 3%	5 2%	73 7%	16 5%	206 21%	70 23%	136 14%	43 14%	91 9%	16 5%	41 4%	14 5%	71 7%	19 6%	88 9%	28 9%	94 9%	33 11%	59 6%	9 3%

This is the English version of the results of the *2011 World Youths Survey*, which were published by the French think tank *Fondation pour l'Innovation politique*. Our publications are available in French and English at [www.fondapol.org](http://www.fondapol.org).

Fieldwork dates: June-July 2010